

# COWBOYS '97



DARREN WOODSON  
All-Pro Safety

# DALLAS COWBOYS

## 1997 SCHEDULE

### PRESEASON GAMES

				KICKOFF (DALLAS TIME)
Sun.	Aug.	3	OAKLAND RAIDERS (TNT)*	7 p.m.
Fri.	Aug.	8	@ New England Patriots	7 p.m.
Fri.	Aug.	15	ST. LOUIS RAMS (FOX)*	7 p.m.
Fri.	Aug.	22	HOUSTON OILERS	7 p.m.

### REGULAR SEASON GAMES (TV)

Sun.	Aug.	31	@ Pittsburgh Steelers (FOX)	Noon
Sun.	Sept.	7	@ Arizona Cardinals (TNT)*	7 p.m.
<b>Mon.</b>	<b>Sept.</b>	<b>15</b>	<b>PHILADELPHIA EAGLES (ABC)*</b>	<b>8 p.m.</b>
Sun.	Sept.	21	Open Date	
<b>Sun.</b>	<b>Sept.</b>	<b>28</b>	<b>CHICAGO BEARS (FOX)</b>	<b>3 p.m.</b>
Sun.	Oct.	5	@ New York Giants (FOX)	Noon
Mon.	Oct.	13	@ Washington Redskins (ABC)*	8 p.m.
<b>Sun.</b>	<b>Oct.</b>	<b>19</b>	<b>JACKSONVILLE JAGUARS (NBC)</b>	<b>Noon</b>
Sun.	Oct.	26	@ Philadelphia Eagles (FOX)	Noon
Sun.	Nov.	2	@ San Francisco 49ers (FOX)	3 p.m.
<b>Sun.</b>	<b>Nov.</b>	<b>9</b>	<b>ARIZONA CARDINALS (FOX)</b>	<b>Noon</b>
<b>Sun.</b>	<b>Nov.</b>	<b>16</b>	<b>WASHINGTON REDSKINS (FOX)</b>	<b>Noon</b>
Sun.	Nov.	23	@ Green Bay Packers (FOX)	Noon
<b>Thurs.</b>	<b>Nov.</b>	<b>27</b>	<b>HOUSTON OILERS (NBC)*</b>	<b>3 p.m.</b>
<b>Mon.</b>	<b>Dec.</b>	<b>8</b>	<b>CAROLINA PANTHERS (ABC)*</b>	<b>8 p.m.</b>
Sun.	Dec.	14	@ Cincinnati Bengals (FOX)	Noon
<b>Sun.</b>	<b>Dec.</b>	<b>21</b>	<b>NEW YORK GIANTS (FOX)</b>	<b>Noon</b>

First-Round Playoffs .....	Dec. 27-28, 1997
Divisional Playoffs .....	Jan. 3-4, 1998
Conference Championships.....	Jan. 11, 1998
Super Bowl XXXII (San Diego, CA).....	Jan. 25, 1998
Pro Bowl (Honolulu, HI).....	Feb. 1, 1998

## FINGERTIP INFORMATION

### OFFICE ADDRESS

Cowboys Center  
One Cowboys Parkway  
Irving, Texas 75063-4727  
Executive Office 972/556-9900  
Ticket Office 972/579-5000

### HOME FIELD

Texas Stadium (Capacity 65,675)

### COLORS

Blue (PMS 281)  
Metallic Silver Blue (PMS 8280)  
Silver (PMS 422) • White

### COWBOYS TICKET OFFICE Dallas/Fort Worth Metroplex Dallas Cowboys Ticket Office:

Main Ticket Office  
Texas Stadium  
2401 E. Airport Freeway  
Irving, Texas 75062

### Rainbow/Ticketmaster Outlets:

All Blockbuster Music, Fiesta, Foley's,  
and Tom Thumb stores

### Out of Town

(for exact locations call phone number listed)

Houston 713/629-3700  
El Paso 915/544-8444  
Corpus Christi 512/881-8499  
San Antonio 210/224-9600

### Charge Tickets by Phone

Rainbow/Ticket Master Outlets:  
214/373-8000



## 1997 TRAINING CAMP DATA

### LOCATION

St. Edward's University  
Campus Mail Box 1064  
3001 South Congress Avenue  
Austin, TX 78704

### DATES

July 18 through August 14

### REPORTING DATE:

All Players report on Friday, July 18

### PHONE NUMBERS:

Switchboard ..... 512/326-7350  
Public Relations ..... 512/326-7353  
Fax Line ..... 512/326-7387

Cover Photo by Glenn James NFL Photos

Directory.....	2
What to Look for in 1997.....	4
<b>THE FRONT OFFICE</b>	
Coaching Staff .....	15
Jones, Jerry.....	6
Jones, Stephen.....	11
Player Personnel.....	36
Switzer, Barry.....	12
<b>THE PLAYERS</b>	
Draft, All-Time (1960-1996).....	185
Free Agency.....	195
Honors, All-Time.....	179
Players	
Biographies, Draft Choices.....	156
Biographies, Free Agent Rookies.....	166
Biographies, Veterans.....	42
Biographies, Others with Pro Exp.....	154
Rosters	
All-Time.....	172
All-Time by College.....	178
1997 Veterans.....	171
1997 Rookies.....	170
<b>1996 SEASON</b>	
Statistics, 1996.....	205
Season at a Glance, 1996.....	198
<b>THE RECORDS</b>	
Big Days/Regular Season.....	247
Consecutive Winning Seasons.....	254
Largest Margin of Victory.....	246
Largest Margin of Defeat.....	246
Last Time.....	252
Longest Plays/Regular Season.....	250
Monday Night, etc. Results.....	254
Records/Regular Season.....	224
Records/Temperatures.....	246
Statistical Leaders, All-Time.....	212
Statistical Leaders by Years.....	216
Thanksgiving Day Results.....	254
<b>THE PLAYOFF RECORDS</b>	
Big Days/Playoffs.....	267
Longest Plays/Playoffs.....	268
Records/Playoff.....	256
<b>THE HISTORY</b>	
Attendance.....	301
Historical Highlights.....	291
Hall of Fame.....	290
Opponents.....	279
Overtime Games.....	302
Preseason Results, All-Time.....	276
Results, All-Time.....	270
Ring of Honor.....	287
<b>THE SIDELINES</b>	
Cheerleaders.....	307
Cowboys in Print.....	309
Cowboys on Radio.....	308
Cowboys on Television.....	309
NFL Data	
Post Season, 1996.....	310
Standings, 1996.....	310
Road Itinerary.....	306
Schedule, NFL 1996.....	311
Texas Stadium.....	304
Training Camp.....	305

# Cowboys Club Directory

## FRONT OFFICE

- Jerry Jones**, President and General Manager  
**Stephen Jones**, Executive Vice President/Director of Player Personnel  
**Charlotte Anderson**, Vice President/Director of Marketing and Special Events  
**Jerry Jones, Jr.**, Vice President/Legal Operations  
**George Hays**, Vice President of Marketing

## COACHING STAFF

- Barry Switzer**, Head Coach  
**Hudson Houck**, Assistant Head Coach/Offensive Line  
**Dave Campo**, Defensive Coordinator  
**Ernie Zampese**, Offensive Coordinator  
**Hubbard Alexander**, Wide Receivers  
**Joe Avezzano**, Special Teams  
**Jim Bates**, Linebackers  
**Craig Boller**, Defensive Tackles  
**Joe Brodsky**, Running Backs  
**Robert Ford**, Tight Ends  
**Tommy Hart**, Defensive Ends  
**Steve Hoffman**, Kickers/Quality Control  
**Joe Juraszek**, Strength and Conditioning  
**Clancy Pendergast**, Defensive Assistant/Quality Control  
**Jack Reilly**, Quarterbacks  
**Mike Zimmer**, Defensive Backs  
**Charlie Biggurs**, Assistant Strength and Conditioning  
**Marge Anderson**, Administrative Assistant  
**Barbara Goodman**, Administrative Assistant

## PLAYER PERSONNEL

- Stephen Jones**, Director of Player Personnel  
**Larry Lacewell**, Director of College and Pro Scouting  
**Walter Juliff**, Assistant Director of College and Pro Scouting  
**Tom Ciskowski**, Scout  
**Jim Garrett**, Scout  
**Jim Hess**, Scout  
**Bobby Marks**, Scout  
**Walt Yowarsky**, Scout  
**Chris Hall**, Assistant

## MARKETING

- George Hays**, Vice President of Marketing  
**Charlotte Anderson**, Director of Marketing and Special Events  
**Doreen Bice**, Marketing and Special Events Coordinator  
**John Hickman**, Sales and Marketing Coordinator  
**Donna Sullivan**, Assistant  
**Bridgette Smith**, Assistant

## FRONT OFFICE STAFF

- Marylyn Love**, Executive Assistant to the General Manager  
**Bruce Mays**, Director of Operations  
**Calvin Hill**, Consultant  
**Robert Newhouse**, Director of Player Assistance and Development  
**Debbie Ross**, Director of Human Resources  
**Susan Skaggs**, Director of Civic Affairs  
**Craig Glieber**, Assistant Director of Operations  
**Steve Carichoff**, Operations Assistant  
**Laura Fryar**, Administrative Assistant  
**Connie Medina**, Administrative Assistant  
**Todd Williams**, Assistant

## PUBLIC RELATIONS

- Rich Dalrymple**, Director of Public Relations  
**Brett Daniels**, Assistant Director of Public Relations  
**Emily Cruz**, Assistant/Community Relations Director  
**Doug Hood**, Assistant

## MEDICAL

- Jim Maurer**, Head Trainer  
**Britt Brown**, Assistant Trainer  
**Bob Haas**, Assistant Trainer  
**Greg Gaither**, Intern  
**Dr. Robert Vandermeer**, Team Physician  
**Dr. Dan Cooper**, Team Physician  
**Dr. J.R. Zamorano**, Team Physician  
**Dr. Robert Fowler**, Team Physician

## EQUIPMENT

- Mike McCord**, Equipment Manager  
**Bucky Buchanan**, Assistant Equipment Manager  
**Louis Jackson**, Assistant  
**Hollis Jackson**, Intern

**TICKET OPERATIONS**

**Carol Padgett**, Director of Ticket Operations  
**Ann Bihari**, Ticket Office  
**Melissa Stodghill**, Ticket Office  
**Michael Crouch**, Ticket Office  
**Joy Dotson**, Ticket Office  
**Andrea Payne**, Ticket Office  
**Glinda Galvan**, Ticket Office

**SALES AND PROMOTIONS**

**Joel Finglass**, Director  
**Dale Boutwell**, Sales  
**Travis Clark**, Sales  
**Michelle Druga**, Sales  
**Jim Engstrom**, Sales  
**Tandra Johnson**, Sales  
**Tamara McDonnell**, Sales  
**Robert Mirsky**, Sales  
**Steve Obert**, Sales  
**Grady Siske**, Sales  
**Ron Thornton**, Sales  
**Dana Elliott**, Office Manager  
**Raquel Burns**, Secretary

**ACCOUNTING**

**Robert Nunez**, Treasurer  
**Bret Hatfield**, Controller  
**Brian England**, Payroll Manager  
**Cathy Lowe**, Assistant Controller  
**Kristi Burnham**, Assistant Accounting Manager  
**Alicia Cox**, Assistant Accounting Manager  
**Rhonda Worthey**, Assistant Accounting Manager

**BUILDING OPERATIONS/  
PRACTICE FIELDS**

**Steve Forgey**, Building Engineer  
**Steve Landers**, Assistant  
**Kevin O'Reilly**, Assistant  
**Al Walker**, Assistant  
**Kathy Coleman**, Mail Room/Supplies  
**Bryan Wansley**, Mail Room Assistant  
**Jesse Leija**, Security  
**Curtis Manning**, Security

**COWBOYS PUBLICATIONS**

**Russ Russell**, Publisher  
**Jim Browder**, Editor  
**Sharon Carnahan**, Circulation Manager  
**Cheryl Harris**, Advertising/Production Manager  
**Kay Clark**, Administrative Assistant  
**Jonnie Haug**, Assistant  
**James Topalian**, Assistant

**COWBOYS TELEVISION  
PRODUCTION**

**John Chang**, Director of Television  
**Machelle Webb**, Syndication and Traffic Manager  
**Roger Greene**, Senior Producer  
**Scott Purcel**, Producer/Videographer  
**Brandi Drawe**, Producer and Reporter

**VIDEO**

**Robert Blackwell**, Director  
**Andy Fineberg**, Assistant  
**Mike Maples**, Intern

**DALLAS COWBOYS  
CHEERLEADERS**

**Charlotte Anderson**, President  
**Kelli McGonagill Finglass**, Director  
**Judy Trammell**, Choreographer  
**Dan Devens**, Marketing  
**Kandra Hall**, Appearance Assistant


**TEXAS STADIUM**

**Stephen Jones**, President  
**Bruce Hardy**, Vice President and General Manager  
**Amy Phillips**, Vice President of Food and Beverage  
**Ron Underwood**, Director of Operations  
**Robert Gottschalk**, Controller  
**Terri Van Hooser**, Assistant Controller  
**Glenn Kimberlin**, Administrative Assistant/Operations  
**Becky Elliott**, Administrative Assistant  
**Susan Skaggs**, Director of Special Events  
**David Lavender**, Director of Maintenance  
**Steve Epperson**, Director of Housekeeping  
**Katherine Rockvam**, Director of Catering  
**Jeannie Spruffera**, Director of Suite Services  
**George Wasai**, Director of Concessions  
**Bill Priakos**, Director of Novelties  
**Barbara Rice**, Stadium Club Manager  
**Chris Jones**, Beverage Manager  
**Noe Murillo**, Banquet Manager  
**Roderick Mitchell**, Beverage Manager  
**Jeff Schmidt**, Concessions Manager  
**Wes Harrell**, Corral Manager  
**Brent Ruggles**, Executive Chef  
**Mike Vickers**, Sous Chef  
**Richard Rodriguez**, Purchasing Manager  
**Lisa Sanders**, Administrative Assistant  
**Leslie Roden**, Administrative Assistant

## What To Look For in 1997

- The Cowboys** improving their NFL-best, opening-day record of 27-9-1 (.743). Dallas holds the NFL record for consecutive wins in opening games with 17 straight from 1965-81.
- The Cowboys** capturing their sixth straight NFC Eastern Division Championship, a feat that has never been accomplished before in the NFC East.
- The Cowboys** improving their NFC-best 60-32 (.652) record against AFC foes in games against Cincinnati, Jacksonville, Pittsburgh and Tennessee.
- The Cowboys** increasing their club-record, 55-game (regular-season and playoffs) sellout streak at Texas Stadium.
- The Cowboys** increasing their club-record, 113-game (regular-season and playoffs) sellout streak, both home and away.
- The Cowboys** improving their 71-11 record when Emmitt Smith carries 20-or-more times. Dallas is also 45-7 in games when Smith rushes for 100-yards-or-more.
- The Cowboys** extending their club record for consecutive regular-season punts without a block. Entering 1997, the Cowboys current streak is 459.
- Troy Aikman** establishing a club-record for career starts by a quarterback. Aikman is currently second with 113 career starts, trailing Roger Staubach's record of 114 starts.
- Troy Aikman** extending his club-record for pass attempts (currently 3,178), completions (2,000), passing yards (22,733) and completion percentage (62.9% - third best in NFL history).
- Bill Bates** and **Mark Tuinei** playing in their 15th season with the Cowboys, tying Ed "Too Tall" Jones' club-record for years of service.
- Michael Irvin** extending his club-record for receptions (currently 591), receiving yards (9,500) and consecutive games with a pass reception (92).
- Michael Irvin** becoming the 14th player in NFL history to record 10,000 yards receiving. Irvin has 9,500 yards in 10 seasons.
- Daryl Johnston** moving into the all-time, top 10 receivers in club history. Johnston currently has 257 career receptions, and he is closing in on Billy Joe DuPree (267 catches) who stands 10th on the Dallas reception chart.
- Emmitt Smith** establishing a NFL record for career rushing touchdowns. Marcus Allen holds the league record with 112 touchdowns, while Smith currently has 108.
- Emmitt Smith** becoming the fourth player in NFL history to rush for 1,000-yards in seven-straight seasons.
- Tony Tolbert** establishing a NFL record for postseason sacks. Tolbert currently has 10.5 playoff sacks, trailing Bruce Smith's NFL mark of 12.

**The  
Front  
Office**





## Jerry Jones

Owner and  
General Manager



At the time of Jerry Jones' purchase of the Dallas Cowboys in 1989, the proud franchise was struggling through the most difficult period in club history.

For the first time since 1964, the Cowboys had posted losing seasons for three consecutive years, and the club had closed the 1988 season with the worst record in the NFL.

In the ensuing years of Jones' ownership, fans of the Dallas Cowboys would witness what might have been the most dramatic and visible turnaround in the history of professional sports. A team that

closed the 1980s with a pair of seasons that netted just five wins would take hold of the 1990s with three Super Bowl titles, four straight NFC Championship Game appearances and an unprecedented five straight NFC Eastern Division crowns.

Jones' immediate vision was to put a championship team on the field, while also restoring the pride of a fan following that spans the nation and reaches *all* corners of the world. In a matter of months, that vision became reality.

By January of 1993, the Cowboys earned a Super Bowl championship for the first time in 15 seasons, and the following year, the Cowboys became the fifth team to win back-to-back Super Bowl crowns.

In 1995, the Dallas Cowboys became the first NFL franchise to win three Super Bowls in a four year period of time, while tying the NFL record for the most Super Bowl victories by an organization with five.

In 1996, the club claimed its fifth straight division title, a feat that had never been reached before by any NFC Eastern Division team.

Along the way, Jones established himself as one of the NFL's most influential and active owners. His "hands on" leadership ability has played a prominent role in the resurgence of the Cowboys, and his contributions to the National Football League have been prominent and productive.

- ★ In the last 18 years, 17 different owners have entered the National Football League. Of that group, only Jerry Jones has guided his franchise to a Super Bowl championship. Moreover, Jones joins Art Rooney, Jack Kent Cooke, Al Davis and Eddie DeBartolo as the only men to own NFL franchises that have won at least three Super Bowls.
- ★ The fan following and interest in the current era of the Cowboys has reached unprecedented levels in the national and international spotlight. At the end of the 1996 season, the team had played before 113 straight sold out stadiums (home and away). In addition, Dallas' three most recent Super Bowl appearances represent the three most watched television programs in history.
- ★ As a member of the league's Broadcasting Committee, Jones was a key player in the agreement that introduced the FOX Network to the NFL as the rights holder for the NFC television package. With his appointment to the NFL's prestigious Competition Committee in May of 1992, Jones became the first owner to serve in that capacity since the late Paul Brown.





- ★ During the club's run to the 1992 World Championship, the Cowboys set a team record for most wins in a regular season (13) and most overall wins (16). Following the 1995 season, the Cowboys appeared in a NFL-record eighth Super Bowl. The Cowboys are now the only team in the NFL that has won multiple Super Bowl titles in two separate decades.
- ★ After the inaugural 1-15 season in 1989, Jones was the NFL's most aggressive executive in the area of Plan B free agency--signing 16 Plan B players. Three of those players went on to start in Super Bowl XXVII, and tight end Jay Novacek was selected to five Pro Bowls.
- ★ Under the Jones administration, the Cowboys have made 63 trades. Between 1989 and 1997, the team drafted 100 players, and 18 of those players became Super Bowl starters. In addition, Dallas has drafted 10 Pro Bowl players since 1989.
- ★ Within a two year period, Jones signed five players to the most lucrative contracts ever paid for individual players at their respective positions at the time of their signings. Between September of 1993 and September of 1995, Cowboys running back Emmitt Smith, quarterback Troy Aikman, fullback Daryl Johnston, wide receiver Michael Irvin and cornerback Deion Sanders all signed contracts that made them the highest paid NFL players to ever play their position.
- ★ In May of 1997, *Financial World* magazine recognized Jones as the owner of the most valuable sports team in all of professional athletics. The Cowboys carried that "most valuable franchise" tag throughout 1993, 1994, 1995 and 1996.
- ★ In November of 1994, Jones was selected as the Master Entrepreneur of the Year by Ernst and Young and *Inc.* magazine. In December of 1994, he was named one of America's 10 Most Interesting People in a nationally televised Barbara Walters special on ABC.
- ★ In the summer of 1991, Jones was voted as the best sports franchise owner in the Dallas-Ft. Worth metroplex, receiving 48% of the votes that were tabulated in a *Dallas Morning News* readers' poll. Four years later, a *Fort Worth Star Telegram* readers poll recognized Jones with the same distinction.
- ★ In February of 1992, Jones was named the winner of the "Big D Award" by the Dallas All Sports Association. The "Big D Award" annually recognizes the sports figure who has done the most to bring excitement to the Metroplex through athletics. More recently, Jones was ranked 23rd in *The Sporting News'* list of the 100 Most Powerful People in Sports for 1997.

Jerral Wayne Jones was born on Oct. 13, 1942 in Los Angeles. He learned his business style from his father, J.W. "Pat" Jones, a successful entrepreneur first in supermarkets, then in insurance.

Pat Jones moved his family to North Little Rock, Ark., soon after Jerry was born. After starring as a running back at North Little Rock High School, Jerry received a scholarship to play football at the University of Arkansas. He was a starting guard and co-captain of the 1964 team that went 11-0, defeated Nebraska in the Cotton Bowl and captured the national championship.

Upon graduating with an M.B.A. from Arkansas in 1965, Jerry joined his father's insurance company, Modern Security Life in Springfield, Mo., as executive vice president.

Jones entered the oil and gas exploration business in Oklahoma in 1970 and soon became a phenomenal success. His oil and gas concern now has offices in Fort Smith, Ark., and Calgary, Canada.

One of a very small number of NFL owners who actually earned a significant level of success as a football player, Jones is currently living his dream of engi-



neering the fortunes of an NFL franchise. A man of varied interests who will not rest on yesterday's achievements, he is a dedicated businessman and family man--sharing a passion for both worlds.

Jerry is involved in numerous civic and charitable causes. He serves on the board of directors for the Dallas-based Childworks International, a foundation for the funding of children's surgery. He also enjoys an association with the Boys Clubs of America and the National Paralysis Association. Among his favorite hobbies are hunting, fishing, tennis, water skiing and snow skiing.

Jerry and wife Gene, a former Arkansas beauty pageant winner whom he met while both attended the University of Arkansas, live in Dallas. They have three children, Stephen, Charlotte and Jerry, Jr., and five grandchildren.

Stephen (6/21/64) is a graduate of the University of Arkansas who serves as the Cowboys' Vice President/Director of Player Personnel, and Charlotte (7/26/66) is a Stanford graduate who is the Cowboys Vice President/Director of Marketing and Special Events. Jerry Jr. (9/27/69), a graduate of Georgetown University who earned his law degree from Southern Methodist University, is the Cowboys' Vice President for Legal Operations.

### Chronology Since Jerry Jones' Purchase of the Dallas Cowboys

**February 25, 1989** - Jones purchases the Dallas Cowboys and the lease to manage Texas Stadium Corp. from H.R. "Bum" Bright. Jerry Jones names Jimmy Johnson as the new head coach of the Dallas Cowboys.

**April 20, 1989** - Jones completes negotiations on Troy Aikman's contract - a six-year deal that is completed four days before Aikman is the top overall selection in the 1989 NFL Draft.

**October 12, 1989** - Herschel Walker is traded to Minnesota for five players, six conditional draft choices, and a 1992 first round draft choice. Current players who actually came to Dallas as a result of the trade include: Emmitt Smith, Kevin Smith and Darren Woodson.

**August 10, 1990** - The Cowboys' first-ever in-state training camp concludes at St. Edward's University in Austin. Over 100,000 fans attend work-outs, while more than 400 media credentials are issued in the three-plus weeks of work. Austin officials estimate the camp brings an additional \$3.2 million of income into the Austin area.

**September 5, 1990** - The Cowboys trade Steve Walsh to the New Orleans Saints for a first and third round draft choice in 1991 and a conditional second round pick in 1992.

**April 19, 1991** - A deal is made to bring the first overall selection in the 1991 NFL Draft to Dallas in exchange for a first and second round selection and three veteran players. Dallas selected Outland Trophy winner Russell Maryland with the top pick.

**April 21-22, 1991** - In an unprecedented action among NFL clubs, the Cowboys sign their top three draft choices on draft day. The team also drafts a club record 17 players.

**July 16, 1991** - The Cowboys open training camp in Austin with all 17 of their draft choices under contract. Dallas concludes its second training camp at St. Edward's University in Austin, with over 75,000 fans attending the Cowboys' practices.

**September 29, 1991** - Dallas defeats the defending Super Bowl Champion New York Giants by a 21-16 score at Texas Stadium.

**November 24, 1991** - The Cowboys end the Washington Redskins' 1991 undefeated streak at 11 games with a 24-21 victory at RFK.



**December 15, 1991** – Dallas defeats Philadelphia, 25-13, at Veterans Stadium to secure a wild card playoff spot. The victory marks the team's first trip to the playoffs since the 1985 club went 10-6 and won the NFC Eastern Division title.

**December 22, 1991** – Dallas closes the 1991 season with a 31-27 win over Atlanta, marking the team's best record (11-5) since the 1983 team finished 12-4.

**January 5, 1992** – Dallas defeats Chicago by a 17-13 score in an opening round playoff game at Soldier Field. The victory marks the Cowboys' first playoff win since 1982, and the first playoff win on the road since 1980.

**May 1, 1992** – Jerry Jones is appointed to the NFL's Competition Committee by Commissioner Paul Tagliabue. Jones becomes the first owner to serve on the prestigious committee since the death of Cincinnati's Paul Brown.

**December 21, 1992** – Before a national television audience on ABC's Monday Night Football, the Cowboys defeat the Atlanta Falcons (41-17) at the Georgia Dome to claim the NFC Eastern Division Championship. The victory marks the Cowboys' first divisional title since 1985. It is the 14th divisional title in club history.

**December 23, 1992** – Six players from the Cowboys offense are selected to play in the Pro Bowl. The six players establish a Dallas Cowboys' record for most offensive players selected to the Pro Bowl.

**December 27, 1992** – Dallas defeats Chicago by a 27-14 score at Texas Stadium. The victory is the 13th of the year for Dallas, establishing a new club record for victories in a season. In the Bears game, Emmitt Smith finishes the season with 1,713 rushing yards, enabling him to become the first player to win back-to-back NFL rushing titles since Eric Dickerson (1983-84).

**December, 1992** – The Cowboys set a new team record for road attendance by averaging 72,523 fans per road game in 1992. The team also played before a sold-out stadium in all 16 regular season games for the first time since 1981.

**January 10, 1993** – In their first home playoff game since 1983, Dallas hands NFC East rival Philadelphia a 34-10 defeat in a NFC Divisional Playoff Game.

**January 17, 1993** – In their first NFC Championship Game since 1982, the Cowboys defeat the San Francisco 49ers by a 30-20 score at Candlestick Park. The victory sends Dallas to Super Bowl XXVII in Pasadena, marking the Cowboys' first Super Bowl trip since 1978.

**January 31, 1993** – While making an NFL record sixth Super Bowl appearance, the Cowboys defeat Buffalo 52-17 in Super Bowl XXVII at the Rose Bowl in Pasadena. The victory enables the Cowboys to become the only franchise in NFL history to win more than one Super Bowl under two different ownerships. Troy Aikman was named the game's MVP after throwing four touchdown passes. The Super Bowl crowd of 98,374 becomes the largest crowd to ever witness a Dallas Cowboys game. The game is also witnessed by 133.4 million television viewers, making Super Bowl XXVII the most watched event in television history.

**March 5, 1993** – The Super Bowl Champion Dallas Cowboys become the first athletic team to visit the White House under President Bill Clinton's administration. The Cowboys team visit to the White House is the first in club history.

**December 28, 1993** – An NFC record 11 Dallas players are selected to the Pro Bowl. That group includes a club record eight offensive selections (seven Pro Bowl starters).

**January 2, 1994** – The Cowboys defeat the New York Giants 16-13 in overtime at the Meadowlands. The victory clinches the Cowboys' second straight NFC East title and the 15th division crown in club history.

**January 2, 1994** – Emmitt Smith finishes the season with 1,486 yards to earn his third straight NFL rushing crown. He becomes just the fourth man in NFL history to win three consecutive rushing titles.



**January 23, 1994** – Dallas defeats San Francisco 38-21 in the NFC Championship Game at Texas Stadium. The victory gives the Cowboys an NFL-record seventh conference championship in the first conference title game to be played at Texas Stadium since Jan. 1, 1978 (a 23-6 win over Minnesota).

**January 30, 1994** – Dallas becomes one of just three NFL teams to win four Super Bowls by defeating Buffalo (30-13) in Super Bowl XXVIII. The game, played at the Georgia Dome in Atlanta, featured two rushing touchdowns by Super Bowl MVP Emmitt Smith. Dallas raised its NFL record number of Super Bowl appearances to seven.

**March 30, 1994** – Barry Switzer is named the new head coach of the Dallas Cowboys – and the third head coach in team history. Switzer replaces Jimmy Johnson who stepped down as the Cowboys' head coach the previous day.

**December, 1994** – For the second straight season, the Cowboys send a club and NFC record 11 players to the Pro Bowl.

**January, 1995** – The Cowboys set a Texas Stadium record for home attendance with an average crowd of 64,579 in 1994, the first time Dallas has averaged over 64,000 fans-per-game at Texas Stadium. The previous record was 63,943 set in 1981.

**January 15, 1995** – The Cowboys play in their third NFC Championship Game of the decade. The Cowboys are the only NFL team to play in multiple conference championship games in each decade of the team's existence.

**December 24, 1995** – Dallas wraps up its fourth straight NFC Eastern Division title – a feat that no other NFC East team had accomplished other than the Cowboys teams from 1976 to 1979.

**December 25, 1995** – Emmitt Smith closes the season with a team record 1,773 rushing yards and an NFL record 25 touchdowns. Smith led the NFL in rushing for the fourth time in five years, becoming just the fifth player in NFL history to win at least four rushing titles.


**December, 1995** – Ten Cowboys are selected to the NFC Pro Bowl squad. Since 1993, Dallas has earned 32 Pro Bowl selections – the most ever by one team over a three-year period of time.

**January 14, 1996** – The Cowboys win an NFL record eighth conference championship game by defeating the Green Bay Packers 38-27 at Texas Stadium. The victory marked the Cowboys third NFC title in four years and ensured the team of a NFL-record eighth Super Bowl appearance.

**January 28, 1996** – Dallas becomes the first team in NFL history to win three Super Bowls in a four-year period by defeating the Pittsburgh Steelers 27-17 in Super Bowl XXX at Sun Devil Stadium in Tempe, Arizona. The game is witnessed by 138.4 million television viewers, making Super Bowl XXX the most watched event in television history. The victory enables Dallas to earn its fifth Super Bowl title – joining the San Francisco 49ers as the only NFL franchises to win five Super Bowls. The Cowboys have now appeared in an NFL record eight Super Bowls – three more than any other team – and 25.8% of all Super Bowl games ever played.

**December 15, 1996** – The Cowboys clinch a fifth straight division title with a 12-6 win over the New England Patriots at Texas Stadium. The championship enables the Cowboys to become the first team in NFL history to win five straight NFC Eastern Division crowns.

**January, 1997** – As Dallas closes the postseason with a divisional playoff loss at Carolina, the Cowboys play before their 113th consecutive sold out crowd (home-or-away). That streak, which includes playoff games, dates back to December 16, 1990 – vs. Phoenix – at Texas Stadium (the last non-sell-out). The wild card win over Minnesota (12/28/96) marked the 55th straight sell-out at Texas Stadium (including playoffs), while the divisional playoff loss at Carolina (1/5/97) marked the 58th straight sell-out for the Cowboys on the road (including playoffs).



## Stephen Jones



**Vice President/  
Director of  
Player Personnel**

In just over eight years in the National Football League, Stephen Jones has rapidly distinguished himself as one of the brightest young executives in professional sports. Named a Cowboys Vice President in February of 1989, Jones coordinates the Cowboys' entire player personnel department. He also oversees the negotiation of all player contracts, management of the salary cap, the operation of Texas Stadium and a wide range of other club related duties.

Recognized as Owner Jerry Jones' right hand man, Stephen Jones has played an integral role in the team's rise from a 1-15 record in 1989 to Super Bowl victories in three of the last five seasons.

In the ever-evolving role of the salary cap in the current collective bargaining agreement, Jones' performance in managing the Cowboys player payroll has played a prominent role in the team's ability to compete at the NFL's highest level.

During a recent two-year period of time, Jones was involved in signing five Cowboys stars to the most lucrative contracts ever paid for individual players at their respective positions. Between September of 1993 and September of 1995, Jones helped orchestrate contract agreements that made Cowboys running back Emmitt Smith, quarterback Troy Aikman, fullback Daryl Johnston, wide receiver Michael Irvin and cornerback Deion Sanders the highest paid NFL players to ever play their positions at the time of their signings.

In the summer of 1992, Stephen Jones was the key figure in the negotiation and signing of 13 veteran contracts – enabling the Cowboys to start the season with a complete roster en route to their run to the Super Bowl XXVII title.

In April of 1991, Jones was part of a Dallas college draft effort that saw the Cowboys select 17 players – all of whom were signed to contracts prior to the start of training camp in July. In addition, 14 of the 17 players drafted by Dallas in '91 went on to earn roster spots in the NFL.

Entering his ninth year as an NFL executive, Jones has enjoyed a life-long association with the game of football.

A four-year letterman as a linebacker and special teams stand-out at the University of Arkansas, Jones was a starter for the Razorbacks in the Orange Bowl Classic Game that followed the 1986 season.

Prior to attending the University of Arkansas, Jones was also an all-state quarterback and a three-year starter at Catholic High School in Little Rock.

He graduated from Arkansas in 1988 with a degree in chemical engineering and went to work in the oil and gas business for JMC Exploration as an engineer.

On Feb. 25, 1989, Jerry Jones purchased the Dallas Cowboys and installed Stephen into a key front office position as one of three vice presidents with the club.

Jones (6/21/64) was born and raised in Little Rock. He is married to the former Karen Hickman of El Dorado, Arkansas, and the couple has three daughters: Jessica (8/24/92), Jordan (10/8/93) and Caroline (4/4/97).



# Barry Switzer

## Head Coach

On March 30, 1994, Barry Switzer became the third head coach in the history of the Dallas Cowboys. He was immediately charged with keeping the fortunes of America's most visible sports franchise on a highly successful track. In taking over the reigns of a two-time defending Super Bowl champion team, the expectation level for the head coach could not have been any higher.

Within 22 months, Switzer delivered a pair of NFC East Championships, an NFC title and a Vince Lombardi Trophy after the Cowboys 27-17 victory over the Pittsburgh Steelers in Super Bowl XXX on

January 28, 1996.

In his third season (1996), Switzer directed the Cowboys to a third straight divisional title – enabling the Cowboys to become the first team to win the NFC Eastern Division five consecutive times since the realignment of 1970.

Three years into his NFL tenure, Switzer has an overall record of 39-16 for a winning percentage of .709. No other active NFL coach has a higher victory total or winning percentage over that same three year period of time.

In 1995, Switzer directed the Cowboys to their third Super Bowl title in four seasons – a feat that no other NFL team had previously accomplished. The 1995 season also brought about the fifth Super Bowl title for a Dallas Cowboys team, and the fourth championship for a Switzer-coached team – college or professional.

In 1994, Switzer became just the third man to lead his team to the NFC Championship Game as a rookie NFL head coach – guiding the Cowboys to within 60 minutes of becoming the first NFC team to earn three straight Super Bowl berths.

The 20-year veteran head coach is fully aware of the challenges and expectations that come with the responsibility of directing the Dallas Cowboys fortunes on the field.

"The goals are always the same here," says Switzer. "We're going to be measured by one thing in Dallas – and that's winning championships. The more success you have, the more people expect of you. That's the way it is with a great organization. Our players and coaches welcome those kinds of demands because we have winners in every aspect of the organization. Our players expect to win, and our coaches and fans expect the same thing."

Championship caliber football and Barry Switzer have been close companions in each of his 19 previous years as a head football coach. As the head coach at the University of Oklahoma from 1973 to 1988, Switzer was the guiding force behind one of the most dominant college football programs of all time. The 157-29-4 career record he amassed during that time underscores the long-term quality of winning Switzer brought to his profession. His .837 winning percentage at Oklahoma is the fourth highest mark in college history, behind only Notre Dame's Knute Rockne (.881) and Frank Leahy (.864) and Carlisle's George Woodruff (.846).

As the Sooners' head coach, Switzer personally guided the careers of more than 120 young men who went on to be drafted into the NFL. Of that listing, 16 players were NFL first round selections, including eventual Pro Bowlers such as Joe Washington, Lee Roy Selmon, Billy Sims, Keith Jackson and Troy Aikman.



In 1994, Switzer successfully met the challenge of transforming his winning ways from the college ranks to the high profile world of the NFL.

"The make-up of a winner is the same at any level of competition," says Switzer. "You win with quality players, with an overall commitment from everyone in the organization and with a solid team. Those elements have been in place with the Cowboys since Jerry Jones bought this club. My responsibility is to maintain a winning atmosphere and to do everything I can to make sure we stay at this level."

Switzer's head coaching career began in 1973 at Oklahoma, where he was elevated from the position of offensive coordinator under Chuck Fairbanks.

After moving into the top spot, Switzer guided the Sooners to 28 consecutive wins from 1973 to 1975 and 37 straight games without a defeat. When Oklahoma won national championships in 1974 and 1975, it marked the first time in history that a team had won back-to-back titles more than once.

During his 16 year tenure at Oklahoma, Switzer won three national championships (1974, 1975 and 1985), 12 Big Eight titles and was successful in eight-of-13 bowl contests. His teams never finished lower than second place in the Big Eight Conference. He coached one Heisman Trophy winner (Billy Sims, 1978), two Lombardi Award winners (Lee Roy Selmon, 1975 and Tony Casillas, 1985), one Jim Thorpe Award winner (Rickey Dixon, 1987), one Defensive Player of the Year (Lucious Selmon, 1973) and a two-time Butkus Award winner (Brian Bosworth, 1985 and 1986).


His personal achievements have included awards from the Walter Camp Football Foundation, the Big Eight Conference, NCAA District V, the Washington Pigskin Club, *The Sporting News*, *Football News*, *Playboy*, The Associated Press and United Press International.

Following a playing career at the University of Arkansas from 1955-59, Switzer spent two years in the Army before returning to Arkansas in 1962, where he served as the scout team coach for two years. He then coached offensive ends from 1964-65. While working under Frank Broyles at Arkansas, Switzer coached both Cowboys' Owner Jerry Jones and former Cowboys Head Coach Jimmy Johnson as the Razorbacks claimed the national championship in 1964.

In 1966, Switzer moved to Oklahoma as the offensive line coach under Jim Mackenzie. When Chuck Fairbanks became head coach following Mackenzie's death in April, 1967, Switzer was named the Sooners' offensive coordinator. He took on the responsibilities of assistant head coach in 1970.

A native of Arkansas, Barry Switzer (10/5/37) grew up in Crossett, where he graduated in 1955 with an appointment to the United States Naval Academy and offers of football scholarships at the University of Arkansas and Louisiana State University. He chose to attend Arkansas and completed a Bachelors of Arts degree in business administration in 1960. He played center and linebacker three years for the Razorbacks and was elected captain as a senior in 1959. That year, Arkansas reigned as South-west Conference champion and Gator Bowl winner.

Barry has three children: Greg (10/5/68), Kathy (9/6/69) and Doug (9/27/72).





## CAREER COACHING NOTES

1994-1997	Head Coach, Dallas Cowboys
1973-1988	Head Coach, University of Oklahoma
1985	National Champions, University of Oklahoma
1975	National Champions, University of Oklahoma
1974	National Champions, University of Oklahoma
1970-1972	Assistant Head Coach/Offensive Coordinator, University of Oklahoma
1967-1969	Offensive Coordinator, University of Oklahoma
1966	Offensive Line Coach, University of Oklahoma
1964-1965	Offensive Ends Coach, University of Arkansas
1962-1963	Assistant Coach, University of Arkansas

## SWITZER'S CAREER COACHING RECORD

Year	Team	W	L	T	Pct.	Conf.	Postseason	W-L
1973	U. of Oklahoma	10	0	1	.955	1st		
<b>1974</b>	<b>U. of Oklahoma</b>	<b>11</b>	<b>0</b>	<b>0</b>	<b>1.000</b>	<b>1st</b>		
<b>1975</b>	<b>U. of Oklahoma</b>	<b>11</b>	<b>1</b>	<b>0</b>	<b>.917</b>	<b>T1st</b>	<b>Orange Bowl</b>	<b>W</b>
1976	U. of Oklahoma	9	2	1	.792	T1st	Fiesta Bowl	W
1977	U. of Oklahoma	10	2	0	.833	1st	Orange Bowl	L
1978	U. of Oklahoma	11	1	0	.917	T1st	Orange Bowl	W
1979	U. of Oklahoma	11	1	0	.917	1st	Orange Bowl	W
1980	U. of Oklahoma	10	2	0	.933	1st	Orange Bowl	W
1981	U. of Oklahoma	7	4	1	.625	2nd	Sun Bowl	W
1982	U. of Oklahoma	8	4	0	.666	2nd	Fiesta Bowl	L
1983	U. of Oklahoma	8	4	0	.666	2nd		
1984	U. of Oklahoma	9	2	1	.792	T1st	Orange Bowl	L
<b>1985</b>	<b>U. of Oklahoma</b>	<b>11</b>	<b>1</b>	<b>0</b>	<b>.917</b>	<b>1st</b>	<b>Orange Bowl</b>	<b>W</b>
1986	U. of Oklahoma	11	1	0	.917	1st	Orange Bowl	W
1987	U. of Oklahoma	11	1	0	.917	1st	Orange Bowl	L
1988	U. of Oklahoma	9	3	0	.750	2nd	Citrus Bowl	L
1994	Dallas Cowboys	12	4	0	.750		NFC East Champ	1-1
1995	Dallas Cowboys	12	4	0	.750		Super Bowl Champ	3-0
1996	Dallas Cowboys	10	6	0	.625		NFC East Champ	1-1

**Bold indicates national champions**

Totals								
Dallas Cowboys	34	14	0	.708	(regular-season)			
Dallas Cowboys	5	2	0	.714	(postseason)			
Univ. of Oklahoma	157	29	4	.837				
Career Totals	196	45	4	.808				







## Hudson Houck

Assistant Head Coach/  
Offensive Line



In four seasons with Dallas, Hudson Houck has molded the Cowboys offensive line into one of the top units in club history. During his tenure, the Cowboys offensive line has surrendered just 86 sacks (1.3 per game) while guiding the offense to top eight rankings in total offense three of his four seasons. Dallas is the only team in the NFL to have allowed fewer than 30 sacks in each of the last four seasons, and the 86 sacks allowed from 1993-96 were the fewest in the NFL -- New England and Kansas City are second with 102 sacks allowed over that same span. During his 14-year NFL career, Houck's lines have also helped his running backs produce six NFL rushing titles and 12 1,000-yard rushing seasons.

While with Dallas, six different offensive linemen have landed in the Pro Bowl at least two times each (Nate Newton – four times, Larry Allen, Ray Donaldson, Mark Tuinei, Mark Stepnoski and Erik Williams – twice). In all, six linemen have made 14 trips to the Pro Bowl in the last four years, a total no other NFL team can match.

Houck's 1996 squad equaled the feat of the 1995 group by sending a club-record four members to the Pro Bowl. Allen, Donaldson, Newton and Williams represented Dallas in Hawaii, and along with Tuinei, allowed just 19 sacks on the year, fewest in the NFL and one shy of the club record that same group established in 1995 with 18 sacks allowed. For the second straight year, Troy Aikman was healthy and able to start all season behind this protection. In 1996, Houck also added the title and responsibility of assistant head coach to his position with the offensive line.

The 1995 squad first established a club record when four members, Allen, Donaldson, Newton and Tuinei, were selected to the Pro Bowl. The line established a club record by allowing just 18 sacks, the second fewest allowed in the NFL in 1995. Also in 1995, Houck's line led Emmitt Smith to his fourth NFL rushing title in five years, a NFL record 25 rushing touchdowns and a club record 1,773 yards rushing.

The pass protection marks set by the 1994 squad were done despite losing All-Pro tackle Williams to injury seven games into the season. Houck placed a rookie Allen, a second-round draft choice from tiny Sonoma State, in Williams' spot at right tackle. Allen went on to start 10 games for Dallas and earned consensus All-Rookie honors. Following the season Newton, Stepnoski and Tuinei were chosen to participate in the Pro Bowl, marking the second straight season Dallas had three offensive linemen in Hawaii.

During his first season in Dallas, the offensive line allowed just 29 sacks, the fewest number of sacks in the NFC and the third fewest in the NFL. At the same time, Emmitt Smith grabbed his third straight NFL rushing title – only the fourth player in league history to accomplish that feat – while averaging 5.3 yards-per-carry. The Pro Bowl selection of Newton, Stepnoski and Williams after the season marked the first time in club history that three offensive linemen had represented the team in Hawaii.

Prior to coming to Dallas, Houck spent 1992 coaching the offensive line for the Seattle Seahawks. His group of linemen opened holes that allowed Chris Warren to rush for 4.6 yards-per-carry and 1,017 yards, the fifth 1,000-yard rushing season in club history and the first in Seattle since 1988.

Before joining Seattle, he spent nine years shaping one of the most dominant lines in the NFL for the L.A. Rams. From 1983 to 1991, no team sent more offensive



linemen to the Pro Bowl than the Rams. In all, five Rams' linemen made twenty-one trips to Hawaii, including Jackie Slater (seven trips) and Doug Smith (six).

The excellence of the offensive line translated into a 1,000-yard rusher in seven of the nine seasons Houck was with the Rams, including four NFL rushing titles in the five years from 1983-87. Running the ball wasn't the Rams only offensive weapon, as Jim Everett passed for more yards from 1989-91 than any other quarterback in the NFL. Because of the pass protection provided by the offensive line, Everett did not miss a start from 1988-91.

Houck began a 16-year collaboration with John Robinson in 1976 at his alma mater, the University of Southern California. During his tenure at USC, Houck served as offensive line coach, guiding a group that would open holes for Heisman Trophy winners Charles White and Marcus Allen. While at USC, seven of Houck's offensive linemen went on to achieve All-America status and play in the NFL: Marvin Powell (Jets), Pat Howell (Oilers), Brad Budde (Chiefs), Keith Van Horne (Bears), Roy Foster (Dolphins/49ers), Bruce Matthews (Oilers) and Don Mosebar (Raiders).

Houck graduated from USC after playing three seasons as a center from 1962-64, including the Trojans' 1962 national championship team. He began his coaching career as an assistant at Crescenta Valley, CA, High School in 1966. He served two years in the United States Army from 1967-68 before returning to Crescenta Valley in 1969. From 1970-71 he served his first stint as an assistant at USC, before moving on to coach the offensive line at Stanford from 1972-75.

Houck (1/7/43) attended Eagle Rock High School in Los Angeles, CA. Hud has a grown son, Troy. His wife Elsie has two grown children, Scott and Holly.

**Hudson Houck** – Born January 7, 1943, Los Angeles, CA. Center Southern California 1962-64. College coach: Southern California 1970-72, 1976-82, Stanford 1973-75. Pro coach: Los Angeles Rams 1983-91, Seattle Seahawks 1992, joined Dallas in 1993.



## Dave Campo

### Defensive Coordinator



Dave Campo enters his third season as the Dallas Cowboys defensive coordinator after directing the 1996 unit to the NFL's third overall ranking. His 1995 defense played a prominent role in the team's Super Bowl XXX win over Pittsburgh. Campo was elevated to the position of defensive coordinator on January 24, 1995 after previously coaching the Dallas secondary since 1989.

Last season, the Dallas defense was ranked first in the NFL for 11-of-16 weeks during the regular season before closing the year ranked third--allowing 273.9 yards-per-game. The Cowboys pass defense finished the year ranked second in the NFL, permitting just 175.4 yards-per-game, while the Dallas rushing defense was 10th (98.5 yards-per-game). Dallas was also ranked third in the NFL in limiting opponents to just 16.3 first downs-per-game. The Cowboys defense surrendered just 20 touchdowns in '96 (second best in the NFL), and, in four games, the Dallas defense kept its opponent out of the end zone. Three of Dallas' defensive starters, Deion Sanders, Tony Tolbert and Darren Woodson, were named to the NFC Pro Bowl squad following the 1996 season.



In 1995, Campo directed the fortunes for the World Champion Dallas defense which finished the season ranked third in the NFL in touchdowns permitted with just 32 allowed. Dallas also closed the year ranked third in the NFL in fewest points allowed with an average of 18.2 points-per-game. Only seven NFL teams had more interceptions than the 19 registered by the Dallas defense in 1995, and the Cowboys returned four of those interceptions for touchdowns, tying the team record.

With defensive stars such as Kevin Smith, Charles Haley, Deion Sanders and Russell Maryland missing a combined 37 starts, the Cowboys still managed to finish the season ranked ninth in the NFL (fourth in the NFC) in total defense, allowing 315.3 yards-per-game. Dallas was 16th in the NFL in rushing defense (110.8) and the Cowboys finished eighth in the NFL in pass defense – allowing just 204.5 yards-per-game through the air.

Prior to becoming Dallas' third defensive coordinator since 1992, Campo directed the efforts of a secondary that had grown into one of the team's deepest and most productive units.

In 1994, while helping the Cowboys to the top defensive ranking in the NFL, the Dallas defensive backfield enjoyed its most productive season in several years.

While leading the NFL in total defense (269.6 yards-per-game), the 1994 Cowboys were also ranked first in the NFL in pass defense (allowing 172 yards-per-game). All-Pro strong safety Darren Woodson became the first Dallas defensive back to earn a starting Pro Bowl berth since Everson Walls (1985). Dallas finished the year tied for fourth in the NFL in interceptions with 22 – a figure that represents the most interceptions by a Cowboys club since 1987. In addition, Woodson led the team in interceptions with five–marking the fourth straight year that a different Cowboys defensive back had captured the individual interception lead.

In 1993, while directing the secondary of the Super Bowl XXVIII Champion Cowboys, Campo's group was led by cornerback Kevin Smith, who intercepted more passes (six) than any other Dallas player since the 1986 season. Also in '93, strong safety Thomas Everett became the first Dallas defensive back in seven seasons to be selected to appear in the Pro Bowl.

Campo was hired by Dallas in 1989 after spending two years at the University of Miami as the secondary coach. At Miami, he helped the Hurricanes to a two-year record of 23-1 and a national title in 1987, while fine tuning the talents of the best defensive back in school history. Safety Bennie Blades was the 1987 Jim Thorpe Award winner (honoring the best collegiate defensive back) before being selected with the third pick in the NFL Draft by the Detroit Lions. Eight of Campo's Miami charges went on to sign NFL contracts.

Prior to joining Miami, Campo spent three seasons (1984-86) as part of a staff that turned Syracuse into a national championship contender.

He began his career at his alma mater, Central Connecticut State, where he spent the 1971-72 seasons. He then moved to Albany State (1973), Bridgeport (1974), the University of Pittsburgh (1975), Washington State (1976), Boise State (1977-79), Oregon State (1980), Weber State (1981-82) and Iowa State (1983).

In addition to starring at defensive back in college, David Cross Campo (7/18/47) twice earned All-East honors at shortstop at Central Connecticut State. He attended Robert E. Fitch High School in Groton, CT. He and wife Kay have six children – Angie, Eric, Becky, Tommy, Shelbie and Michael.

**Dave Campo** – Born July 18, 1947, New London, CT. Defensive back Central Connecticut State 1967-70. College coach: Central Connecticut State 1971-72, Albany State 1973, Bridgeport 1974, Pittsburgh 1975, Washington State 1976, Boise State 1977-79, Oregon State 1980, Weber State 1981-82, Iowa State 1983, Syracuse 1984-86, Miami 1987-88. Pro coach: joined Dallas in 1989.



## Ernie Zampese

### Offensive Coordinator



Ernie Zampese's 21st season in the NFL was a constant struggle, but the trying times brought on in 1996 allowed him to show his creativity as a coordinator. Although his potent offense was hampered all season by injuries, Zampese's offense helped Dallas to a 10-6 record, a fifth consecutive NFC Eastern Division title and

a first-round playoff win over Minnesota.

Going into the season, Zampese was without Michael Irvin and Jay Novacek, his top two receivers from 1995, and his running back, Emmitt Smith, was coming off a preseason knee sprain. After missing the first five games, Irvin would go on to record 64 receptions for 962 yards, an average of 5.8 receptions and 87.5 yards-per-game. At running back and tight end, the Cowboys would struggle against injuries all season. Smith fought a number of injuries to his neck, knees and ankles, but still managed to rush for over 1,200 yards and 12 touchdowns. Novacek, however, never recovered from back problems, and Dallas would go on to start five different players at tight end in 1996.

Eric Bjornson started most of the season and was third in the NFL among tight ends with 31 catches at the season's midway point, but in the second half of the season, sprains to both ankles limited his playing time and productivity.

Since the Dallas offensive line gave up only 19 sacks on the season, Troy Aikman did not miss a start due to injury for the second consecutive year, and he passed for over 3,000 yards, the fourth time in his career he has topped that passing mark. His completion percentage of 63.7% was second best in the NFL, and he established club marks for career attempts, completions and passing yards.

In 1995, Zampese captured his first NFL title with a win in Super Bowl XXX. The Dallas offense was at the top of most NFL rankings, leading the league in first downs and fewest interceptions, while finishing second in total points, touchdowns and fewest sacks allowed. The Cowboys had the fifth ranked offense in the NFL, averaging 364.0 yards-per-game – the best figure by a Dallas club since 1983 (the 435 points scored were also the most since 1983). Dallas also had the second best rushing offense in the league, rolling up 137.6 yards-per-game – the best figure in Dallas since 1981. In addition, the 364 first downs picked up established a new club record, snapping the mark of 342 set by the 1978 and 1983 clubs.

Smith finished the year with his fourth NFL rushing title in five years, set a NFL record with 25 rushing touchdowns on the season and set a club record with 1,773 rushing yards. Aikman was the league's third rated passer with a 93.6 rating and picked up his third career 3,000 yard passing season. Irvin established team records with 111 receptions for 1,603 yards, including a NFL record tying string of seven consecutive games with over 100 yards receiving. The Cowboys offensive line allowed Dallas to snap the club-record for fewest sacks in a season, allowing just 18 sacks in 1995.

In Zampese's inaugural season in Dallas in 1994, the offense finished the year eighth in the NFL in total offense with 332.6 yards-per-game, but even more importantly, they were second in scoring with 25.9 points-per-game. Smith, who led the NFL with 22 touchdowns, fueled the Zampese driven scoring machine. Aikman completed 64.5 percent of his passes and set a new club record with the highest attempts-per-sack ratio ever at 25.8 (he topped that in 1995 with a 30.9 mark).

In his 14 years as an offensive coordinator, Zampese's teams have ranked in the top five in total offense seven times. For four of those seasons, he worked with



former Dallas Offensive Coordinator Norv Turner, who spent the 1987-90 seasons as receivers coach with the Rams under Zampese. During that time, Turner learned the style of offense he successfully brought to Dallas in 1991. Zampese, who was the Rams offensive coordinator from 1987-93, took over the Dallas offense when Turner left after Super Bowl XXVIII to become the head coach of the Redskins.

During Zampese's seven seasons in Los Angeles, his offense allowed quarterback Jim Everett to post five consecutive 3,000-plus yard seasons from 1988 to 1992, including a career-high 4,310 yards in 1989. One reason for Everett's success was the fact that he never missed a start due to injury during that span, extending a consecutive games started streak to over 90 games.

Receiver Henry Ellard posted four consecutive 1,000-yard receiving seasons (1988-91), and five times in seven seasons a Rams running back topped the 1,000 yard rushing mark.

Prior to joining the Rams' staff in 1987, Zampese was the offensive coordinator for San Diego from 1983-86 after serving as the Chargers wide receivers coach from 1979-82. As offensive coordinator, he worked with quarterback Dan Fouts, who put together three consecutive 3,000-plus yard seasons under Zampese.

Zampese began his pro coaching career as a defensive backs coach for the Chargers in 1976. The next year he became a scout for the New York Jets, before returning to the Chargers in 1979.

The Southern California high school Player of the Year at Santa Barbara High in 1953, Zampese went on to play tailback at the University of Southern California.

After receiving his master's degree in physical education in 1962 from Cal Poly-San Luis Obispo, Zampese began his coaching career at Allan Hancock Junior College in Santa Maria, CA. He then coached at Cal Poly-SLO in 1966, before moving to San Diego State from 1967-75 where he coached defensive backs.

Born in Santa Barbara, CA (3/12/36), Ernie and wife Joyce have two daughters, Kristin and Laurie, two sons, Kenneth and Jon, and seven grandchildren: Jillian, Boone, Chelsey, Jesse, Jeana, Lexi and Marina.

**Ernie Zampese** – Born March 12, 1936, Santa Barbara, CA. Halfback Southern California 1956-58. College coach: Hancock, Calif., J.C. 1962-65, Cal Poly-SLO 1966, San Diego State 1967-75. Pro coach: San Diego Chargers 1976, 1979-86, New York Jets 1977-78 (scout), Los Angeles Rams 1987-93, joined Dallas in 1994.



## Hubbard Alexander

### Wide Receivers



Although Hubbard Alexander's receiving corp missed 14 combined games in 1996, they still managed to finish the season with 153 receptions, the second highest reception total for Cowboys receivers since Alexander arrived in Dallas in 1989. Michael Irvin, Deion Sanders and Kevin Williams led the receivers while

Kelvin Martin made a return appearance with the Cowboys.

Despite missing the first five games of the season, Irvin led the Cowboys with 64 receptions for 962 yards. His 5.8 catch-per-game average was the second highest average of his career, trailing only the 6.9 average from his career high 111 catch season in 1995. Williams caught 27 passes for 323 yards despite missing six games with a fractured right foot. Alexander's work with cornerback/wide receiver Sanders led to 36 receptions for 475 yards in his first season as a full time receiver.



er, and Martin, making his return to Dallas after a three year absence, added 25 catches for 380 yards, including the game winning 60-yard touchdown catch against Atlanta (10/2/96).

Irvin earned his fifth Pro Bowl appearance in 1995 by registering 1,603 yards on 111 receptions, both totals establishing team records. He tied the NFL record for consecutive 100-yard receiving games with seven and finished the year with a club-record 11 100-yard receiving games. In his first year as a starting wide receiver, Williams contributed 38 catches for 613 yards, including a career-high nine catches for 203 yards at Arizona (12/25/95). Sanders added two catches for 25 yards in the regular season before recording three catches for 95 yards in postseason play.

In 1994, Irvin earned his fourth Pro Bowl appearance after tallying 1,241 yards on 79 receptions. Irvin also established career postseason highs when he recorded 12 catches for 192 yards in the NFC Championship Game. Alvin Harper led the league with a 24.9 yards-per-catch average, the highest by a Dallas receiver since Bob Hayes averaged 26.1 in 1970.

In 1993, Alexander directed a wide receiving corp that helped lead the Cowboys to their second straight World Championship. Irvin finished second in the NFL in receiving yardage with 1,330 and third in receptions with 88, and Harper finished second in the NFL in yards-per-catch with a 21.6 average while surpassing career highs with 36 receptions for 777 yards.

In 1992, Irvin finished second in the NFL with 1,396 receiving yards. This came a year after Alexander's star pupil made an even bigger impact on the NFL during the 1991 season. That year, Irvin led the NFL with 1,523 receiving yards, sixth most in NFL history at the time, and the NFC with 93 catches. He was also named MVP in the 1992 Pro Bowl.

In 1990, "Axe" guided a pair of starting wide receivers who each returned from major knee surgery. Martin had his best pro season with a team-high 64 catches to finish eighth among NFC wide receivers in catches. Irvin scored a touchdown every four receptions and averaged 20.7 yards-per-catch, the highest by a Cowboys player since 1981.

In his first year with the team, 1989, Alexander lost Irvin and Martin to knee injuries and had to quickly develop an inexperienced group. Rookie James Dixon, who joined the Cowboys after the preseason, led the team in yards per catch and set a club rookie-record with 203 receiving yards against Phoenix (11/12/89).


In 10 seasons at the University of Miami, Alexander developed the three leading receivers in school history. As tight ends coach from 1979-84, he worked with Glenn Dennison (1981-83), who set a school record for career receptions. This record was surpassed by another Alexander protégé, All-America Willie Smith (1984-85).

In 1985, Alexander took over the wide receivers and began to mold a trio consisting of Brian Blades, Brett Perriman and Irvin. All three were among the first 52 players selected in the 1988 NFL Draft, and all three led their respective NFL teams in receiving in 1991. Irvin also broke most of Miami's receiving records, including Smith's career catch mark.

Following nine terms as a highly successful high school coach in Memphis, TN, Alexander spent four seasons as an assistant at Vanderbilt before joining Miami. A three-year starter at center at Tennessee State, Alexander earned All-America honors as a senior and signed as a free agent with Dallas. He began his coaching career with his alma mater in 1962, after graduating with a Bachelor of Science degree in Health and Physical Education.

Hubbard Lindsay Alexander (2/14/39) graduated from Atkins High School in Winston-Salem, NC. He and wife Gloria have three sons – Todd, Chad and Bard.

**Hubbard Alexander** – Born February 14, 1939, Winston-Salem, NC. Center Tennessee State 1958-61. College coach: Tennessee State 1962-63, Vanderbilt 1974-78, Miami 1979-88. Pro coach: joined Dallas in 1989.



## Joe Avezzano

### Special Teams



Consistency, big plays and an ability to positively affect the outcome of games have characterized the Cowboys special teams under Joe Avezzano's direction. Avezzano's efforts and excellence have not gone without notice. In seven previous seasons with the Cowboys, he has twice been named the NFL's Special

Teams Coach of the Year (1991 and 1993) based on a vote of the NFL's special teams coaches.

Avezzano's recent results have been even more impressive when you consider the fact that no other team has been hit harder in free agency than the Cowboys.

In 1996, the Cowboys' play in the kicking game was a visible key to several of the team's 10 regular season victories. Herschel Walker, who ranked second in the NFL in kickoff returns (28.9 yard average) sparked Dallas with five kickoff returns of 49 yards-or-more. As a unit, the Dallas kickoff return team ranked fourth in the NFL, while the Cowboys punt coverage (eighth) and kickoff coverage (seventh) units were also among the NFL's elite. A prominent figure in Dallas' special teams performance was Jim Schwantz, who closed the year with 32 kicking game tackles and became the first Cowboy since Bill Bates (1984) to be selected to the Pro Bowl as a special teams player.

In 1995, the Cowboys ranked fourth in the NFL in punt return average with an 11.1 yards-per-attempt mark, while also finishing seventh in the NFL in kickoff coverage, limiting opponents to 19.5 yards-per-kickoff return.

In 1994, the Cowboys led the NFL in team kickoff return average, and Kevin Williams ranked fourth in the NFL in individual kickoff return average (26.7). Also in 1994, Williams became the first Cowboy ever to return a kickoff and a punt for a touchdown in the same season.

In the Super Bowl season of 1993, the Cowboys were the only team in the NFL to finish the regular season with a Top 10 ranking in all four major kicking game categories. Consistency spelled results for the Cowboys as they compiled the following NFL rankings: kickoff returns (seventh), opponents kickoff returns (ninth), punt returns (ninth) and opponents punt returns (second).

In addition to building very productive coverage and return units, the Cowboys have established a well deserved reputation for making the big play. Since joining the Cowboys in 1990, Avezzano's units have been responsible for 14 blocked kicks. Moreover, in the last five seasons, Kevin Williams (3) and Kelvin Martin (2) have combined to return five punts for touchdowns.

Avezzano won his first NFL Special Teams Coach of the Year award after the 1991 season when the Cowboys led the NFL in points scored on special teams with 20 and in kickoff return average with a 21.7 mark. Also, for the first time in the same season in team history, Dallas placed a player in the top three in the league in both punt return average and kickoff return average.

Before coming to Dallas, Avezzano coached the offensive line at Texas A&M for two seasons, during which time the Aggies won three Southwest Conference titles and two Cotton Bowls.

During his tenure at Texas A&M, Avezzano groomed six All-Southwest Conference picks, including All-Americans Richmond Webb and Doug Williams. Four of his charges were selected in the NFL Draft, three of those (Webb, Williams and Jerry Fontenot) in the first three rounds.

Avezzano took on the additional duties of offensive coordinator in 1988 when



sophomore running back Darrin Lewis finished second in the nation in rushing to earn first-team All-America honors.

Before joining the Aggies, Avezzano spent five seasons as head coach at Oregon State. From 1977-79, he served as offensive coordinator at Tennessee, and he was the offensive line coach at Pittsburgh (1973-76), helping the '76 Panthers to the national title.

Avezzano began his coaching career at Washington High School in Massillon, OH, in 1967. He then coached at Florida State before joining Iowa State in 1969.

Born in Yonkers, NY (11/17/43), Avezzano grew up in Miami where he played football at Jackson High School under current Cowboys running backs Coach Joe Brodsky. After starring at guard for Florida State, Avezzano was drafted by the Boston Patriots. Joe and wife Diann have a son, Anthony.

Avezzano is very active in support of the Special Olympics, both on the local and national levels. He serves as the host to a special Dallas Cowboys autograph event that annually raises over \$100,000 for Special Olympics.

**Joe Avezzano** – Born November 17, 1943, Yonkers, NY. Guard Florida State 1961-65. Pro center Boston Patriots 1966. College coach: Florida State 1968, Iowa State 1969-72, Pittsburgh 1973-76, Tennessee 1977-79, Oregon State 1980-84 (head coach), Texas A&M 1985-88. Pro coach: joined Dallas in 1990.



## Jim Bates

### Linebackers



In just one season with the Cowboys, the results of Jim Bates' work with the linebackers have been quickly visible. Last season, Fred Strickland, in his first season with Dallas, led the team with a career-high 153 tackles. Weakside linebacker Darrin Smith also recorded a career-high with 117 tackles, good for third on the team.

Rookie Randall Godfrey, who worked his way into the starting lineup midway through the season at strongside linebacker, had an outstanding second half of the season under Bates' tutelage. In addition, strongside linebacker Broderick Thomas, who tallied 65 tackles, 4.5 sacks and five tackles for a loss, was integrated into the mix at both strongside linebacker and defensive end. This group was instrumental in helping the Dallas defense finish the season third in the NFL in total defense, allowing just 273.9 yards-per-game. The Cowboys also allowed just 20 touchdowns on the season, the second lowest figure in the NFL.

Bates, who is entering his 28th year of coaching, has worked as an assistant at every defensive position, a defensive coordinator and a head coach in the United States Football League. In 1995, Bates was the secondary coach for the Cleveland Browns, his second tour of duty with the Browns after serving as the team's linebackers coach in 1991 and the defensive ends coach in 1992-93. Under his guidance, the 1992 club established a Browns' record with 48 sacks on the year, and the following season his group came back and tied that mark with 48 more. His secondary intercepted 17 passes in 1995, good for third in the AFC in that department. In 1994, Bates left Cleveland to serve a one year stint as the defensive coordinator with the Atlanta Falcons, where his secondary intercepted 22 passes – good for fourth in the NFL.

Subsequent to joining the NFL in 1991, Bates was the defensive coordinator/secondary coach at the University of Florida in 1990, where his Gator defense





ranked fifth in the nation in total yards allowed. In 1989, he was the linebackers coach at Tennessee, where the Volunteers were co-champions of the Southeastern Conference and Cotton Bowl champions.

Prior to joining the Browns, Bates had earned pro coaching experience with stops in the USFL and the Arena Football League. Bates was the defensive coordinator for the San Antonio Gunslingers in 1984, and in 1985 he was promoted to head coach. In 1986, he served as the defensive coordinator for the Arizona Outlaws. In 1988, he was an assistant coach with the Detroit Drive of the AFL.

Bates spent six years (1978-83) as the secondary coach and defensive coordinator at Texas Tech. In 1977, he tutored the secondary at West Virginia. Bates coached linebackers at Kansas State in 1975 and 1976. At Villanova in 1973, he was the offensive line coach and then the linebackers coach the following season.

Bates spent the 1972 season coaching freshmen at Southern Mississippi. Prior to that, he was a graduate assistant at his alma mater, Tennessee (1968) and the head coach at Sevier County, Tenn., High School.

As a linebacker for the Vols, Bates played in the 1968 Orange Bowl, the 1966 Gator Bowl and the 1965 Bluebonnet Bowl. Bates graduated from Tennessee in 1969 with a degree in physical education. He is a 1964 graduate of Oxford, Mich., High School.

Jim and wife Beverly live in Irving. He has two sons: James and Jeremy, who is a junior quarterback at Rice.

**Jim Bates** – Born May 31, 1946, Pontiac, MI. Linebacker Tennessee 1964-67. College coach: Tennessee 1968, Southern Mississippi 1972, Villanova 1973-74, Kansas State 1975-76, West Virginia 1977, Texas Tech 1978-83, Tennessee 1989, Florida 1990. Pro Coach: San Antonio Gunslingers (USFL) 1984-85 (head coach 1985), Arizona Outlaws (USFL) 1986, Detroit Drive (AFL) 1988, Cleveland Browns 1991-93 and 1995, Atlanta Falcons 1994, joined Dallas in 1996.



## Craig Boller

### Defensive Tackles



In his first season in charge of the Cowboys defensive tackles, Craig Boller helped improve the Dallas rush defense from 16th in the NFL in 1995 to ninth in 1996. The Cowboys were able to hold seven opponents to under 100 yards rushing, including four teams under 65 yards. The improved run stopping helped the Cowboys defense maintain the top defensive ranking in the NFL throughout much of 1996 before finishing the year as the third ranked defense in the league.

Despite missing three games in 1996, Leon Lett led the Cowboys defensive tackles with 54 tackles, a team-high seven tackles behind the line of scrimmage, three and a half sacks and 20 quarterback pressures. Chad Hennings finished with 51 tackles, five tackles for losses, 4.5 sacks (tied for second on the team) and 30 quarterback pressures (second on the team). Tony Casillas returned to Dallas to contribute 25 tackles. Hurvin McCormack, who rotated between tackle and end, tallied 21 tackles, two tackles for losses, 2.5 sacks and 11 pressures.

In 1995, Boller started the year as a defensive assistant, working closely with Defensive Coordinator Dave Campo. He took over the defensive line duties in the postseason as the Cowboys marched to the Super Bowl XXX title. Dallas' defensive line accounted for 12 sacks during those three games, the most sacks over a three



game span for Dallas since the first three games of the 1994 season.

Before joining the Dallas staff in 1995, Boller spent eight seasons as the defensive line coach at Iowa State University. Prior to coaching the Cyclones, Boller was an assistant at Oregon State from 1980-86. He was on the same Beavers staff with current Cowboys Defensive Coordinator Dave Campo (1980), Special Teams Coach Joe Avezzano (1980-84 – head coach) and Tight Ends Coach Robert Ford (1980-81). Before moving to Oregon State, Boller spent two seasons with Memphis State after serving as a part-time assistant coach at Tennessee in 1977.

He started his coaching career as an assistant coach at Knoxville High School (1971-73) before moving on to William Penn College (1974-76) in Iowa, where the Statesmen went 30-3 during that time and won the Iowa Conference title in Boller's only year as head coach, 1976.

Boller played under Cowboys Scouting Director Larry Lacewell and Special Teams Coach Joe Avezzano at Iowa State, where he lettered three times as a collegiate defensive tackle. As a prep, Boller was an all-state fullback at Belmond (Iowa) High School, where he played on three straight unbeaten teams. At Belmond, Boller earned four letters each in football, basketball and track while earning 5 letters in baseball.

Born in Belmond, IA (1/29/48), Craig has two daughters, Valerie and Kimberly.

**Craig Boller** – Born January 29, 1948, Belmond, IA. Defensive tackle Iowa State 1966-70. College coach: William Penn College 1974-76 (head coach 1976), Tennessee 1977, Memphis State 1978-79, Oregon State 1980-86, Iowa State 1987-94. Pro coach: joined Dallas in 1995.



## Joe Brodsky

### Running Backs



Not many of Joe Brodsky's eight seasons as the Dallas running backs coach have been easy, and the 1996 season was certainly no different. Despite struggling with injuries throughout the year, Brodsky's top gun, Emmitt Smith, rushed for 1,204 yards, his sixth-consecutive 1,000 yard rushing season. Smith also became just the 12th player in NFL history to top the 10,000 yard mark for career rushing yards, and he continued to add to his rushing touchdown total, which now stands at 108 -- third best in NFL history.

Giving Smith some relief in 1996 was second-year back Sherman Williams, who picked up 269 yards during the season, the highest yardage total by a second back since Smith's arrival in Dallas.

Under Brodsky's guidance, Smith first led the league in rushing in only his second season as a pro in 1991. In 1990, Brodsky first oversaw the rapid advancement of Smith, who, despite missing all of training camp, led league rookies in rushing yards and earned NFL Rookie of the Year honors. Smith has gone on from that beginning to establish numerous records including a NFL single-season record with 25 touchdowns (1996) and a single-season club-record with 1,773 yards rushing (1996).

In only seven seasons with Brodsky, Smith stands 12th in NFL history with 10,160 yards rushing and has 115 career touchdowns. The NFL's MVP in 1993 and four-time league rushing champion, Smith is the only running back in league history to record four consecutive seasons with over 1,400 yards rushing (Smith accom-



plished that in five straight seasons 1991-95).

Smith's backfield mate, fullback Daryl Johnston, has been a two-time Pro Bowl selection (1993 and 1994) during Brodsky's tenure. Known mostly for his punishing blocks, Johnston is also a valuable weapon in the Cowboys offense, having amassed 257 career receptions and 20 career touchdowns. He also posted a career-high 463 total yards in 1994.

Although coaching an Emmitt Smith and Daryl Johnston might seem easy, Brodsky's work with their replacements over the years has been even more outstanding. In 1994, with Smith sidelined at times due to injury and second-year back-up Derrick Lassic out for the season with a knee injury, Brodsky was forced to call on former Arena League player Lincoln Coleman and late season free agent signee Blair Thomas. Both Coleman and Thomas stepped into the Dallas lineup admirably, with Coleman leading the team in rushing twice in October, and Thomas coming off the bench to do the same in the season finale and first-round playoff win against Green Bay where he also scored two touchdowns.

Brodsky opened 1993 without star pupil Smith, and Lassic became the first rookie in NFL history to start a season opener at running back for a defending Super Bowl champion. Lassic went on to finish second on the team in rushing.

In 11 seasons (1978-88) as running backs coach at the University of Miami, Brodsky groomed 10 NFL Draft picks, including three – Ottis Anderson, Alonzo Highsmith and Cleveland Gary – picked in the first round. Gary set a Miami record for catches in a season by a back with 57 in 1988, and Highsmith originally went to Miami as a defensive lineman.


For 13 seasons, Brodsky was one of South Florida's most successful high school coaches. He posted a 104-32 record and won five Greater Miami Athletic Conference titles at Miami-Jackson (1965-70) and Hialeah-Miami Lakes (1971-77), where in 1975 he guided the team – quarterbacked by his son Joe, Jr. – to a 14-0 record and the Florida state title. One of his charges at Jackson High School was current Cowboys Special Teams Coach Joe Avezzano.

Brodsky has won a state title as a high school head coach, two national titles as a college assistant and three Super Bowl titles as an assistant with the Cowboys.

A four-year letterman in football and track at the University of Florida, Brodsky started at fullback and linebacker for the Gators.

Joseph Brodsky (6/9/34) is a native of Miami, where he graduated from Jackson High School. He and wife Joyce have three sons – Joe, Jr., Larry and Jeffrey – and three grandchildren, Amanda, Joe and Nina. Larry, a wide receiver at Miami from 1979-81, finished his career fifth on the Hurricanes' all-time receiving list.

**Joe Brodsky** – Born June 9, 1934, Miami, FL. Fullback/linebacker Florida 1953-56. College coach: Miami 1978-88. Pro coach: joined Dallas in 1989.



## Robert Ford

### Tight Ends



In contrast to 1995, tight ends coach Robert Ford spent the 1996 season looking for healthy tight ends to play. Ford lost the services of Pro Bowler Jay Novacek and blocking tight end Kendall Watkins during training camp, and back-up Eric Bjornson played injured for much of the year. Thus, Ford was forced to bring in sev-

eral free agents to fill the voids.



With Novacek out for the season with back problems, Bjornson, in his second year, took over as Dallas' starting tight end. Bjornson started the season slowly while recovering from a preseason hamstring injury, but from Week Three through Week 10, he caught 38 passes (4.8 catches-per-game) for 340 yards. He was slowed late in the season by injuries, missing two games and playing in six games with a badly sprained ankle (three games with two sprained ankles). Despite the injuries, he finished second among NFC tight ends with 48 catches for 388 yards.

In an effort to find a back-up pass catching tight end, Ford incorporated Derek Ware and Johnny Mitchell at various times during the season. Ford brought in Tyji Armstrong to use as a blocker in two tight end formations after Watkins was lost for the year with a torn anterior cruciate ligament in preseason.

In 1995, Novacek earned his fifth straight Pro Bowl appearance by recording a career-high 705 yards (second among NFC tight ends, fifth in NFL) on 62 catches (tied for highest in NFC, third in NFL). Between 1991 and 1995, no other NFL tight end caught more passes than Novacek's 280. Watkins was used as a blocking tight end and helped lead Emmitt Smith to his fourth NFL rushing title and a NFL record 25 rushing touchdowns.

In 1994, Novacek provided Ford and the Cowboys with another Pro Bowl season, recording 47 receptions for 475 yards to rank second among NFC tight ends.

While Novacek earned yet another Pro Bowl performance in 1993, Ford was forced to use five different players to fill a back-up void. Novacek recorded his fourth 100-yard receiving day as a Cowboy (Buffalo 9/12) to tie Doug Cosbie's club record for tight ends. When Alfredo Roberts went down with a season-ending foot injury early in training camp, Ford used Kelly Blackwell, Joey Mickey, Jim Price and Scott Galbraith at various times behind Novacek.

The duo of Novacek and Roberts flourished in the Cowboys march to Super Bowl XXVII in 1992. Novacek's career high 68 catches enabled him to become the first Dallas tight end with 50 or more catches in three consecutive seasons, and he surpassed Cosbie's club season record for catches by a tight end en route to becoming an All-Pro. Roberts, meanwhile, set career highs for catches and yards.

The 1991 season was Ford's first full-time assignment with Dallas, but he was not a stranger to the Cowboys' staff after spending the previous summer at training camp as one of the recipients of the Jerry Jones Minority Coaching Fellowship.

Ford coached 15 years on the collegiate level and one season with the Houston Gamblers of the USFL before coming to Dallas. He spent 1989-90 as receivers coach at Texas A&M, helping the Aggies to two bowl appearances.

Prior to joining Texas A&M, Ford spent two seasons at Texas Tech, where he developed a trio of wide receivers - Tyrone Thurman, Eddy Anderson and Wayne Walker - who each earned All-Southwest Conference honors and finished one-two-three on the Red Raiders' all-time receiving list.

As receivers coach with the Gamblers in 1985, Ford oversaw Ricky Sanders, Clarence Verdin and Richard Johnson. Under Ford, Johnson caught 103 passes for 1,384 yards, Verdin had 84 catches for 1,004 yards and Sanders, who grabbed 101 receptions for 1,378 yards in 1984, caught 48 passes for 538 yards despite playing only 10 games in 1985.

After beginning his coaching career at Saginaw, MI, High School in 1973, Ford moved on as receivers coach at Western Illinois (1974-76), New Mexico (1977-79), Oregon State (1980-81), Mississippi State (1982-83) and Kansas (1986). Ford was on the same staff with current Cowboys assistants Joe Avezzano, then Beavers' head coach, Dave Campo and Craig Boller at Oregon State.


The only player in the history of the NCAA to catch two 99-yard touchdown passes, Ford led the University of Houston in receiving, punt returns and kickoff returns in 1972, when he earned third-team All-America honors. While with the Cougars, Ford roomed with former Cowboys fullback Robert Newhouse.

A native of Belton, TX (6/21/51), Robert starred at Belton High School. He



earned a BA degree in education from Houston and a Master's in athletic administration from Western Illinois. He and wife Janice have two sons, Bobby and Jason.

**Robert Ford** – Born June 21, 1951, Belton, TX. Wide receiver University of Houston 1970-72. College coach: Western Illinois 1974-76, New Mexico 1977-79, Oregon State 1980-81, Mississippi State 1982-83, Kansas 1986, Texas Tech 1987-88, Texas A&M 1989-90. Pro coach: Houston Gamblers (USFL) 1985, joined Dallas in 1991.



## Tommy Hart

### Defensive Ends



Tommy Hart, in his first season overseeing the Cowboys' defensive ends, had to deal with the adversity of losing Charles Haley for most of the season and losing top back-up Shante Carver for six games. Hart was able to turn the situation into a positive as his ends put enough pressure on opposing quarterbacks to help the

Dallas pass defense improve from eighth in the NFL in 1995 to second in 1996. The play of the defensive ends also helped improve the Cowboys rush defense from 16th to ninth, and their overall defensive ranking from ninth to third after spending much of 1996 as the top ranked unit.

Tony Tolbert, who earned his first Pro Bowl appearance in 1996, finished sixth in the NFC (tied for 11th in NFL) with a career high 12 sacks while recording 85 tackles (fourth on the team) and 37 quarterback pressures. Haley played in only five games due to chronic back problems, but Carver, who missed the first six games of the season, started in Haley's place for the final seven games of the year and totaled 33 tackles, eight pressures and three sacks. Hurvin McCormack, who started three games for Haley at end, recorded 21 tackles, 11 pressures, 2.5 sacks and two tackles for losses. Hart also worked top draft pick Kavika Pittman and Broderick Thomas into the rotation as the year progressed, with Thomas contributing 4.5 sacks and 20 quarterback pressures.

Hart, who was inducted into the State of Georgia Sports Hall of Fame in 1993, was an assistant defensive line coach for the San Francisco 49ers from 1983-91. While under Hart's tutelage, Pro Bowler Fred Dean recorded the second most sacks in a season in San Francisco history when he tallied 17.5 in 1983. The 1983 Dean led defense recorded 57 sacks for the year, third most in franchise history, while the 1985 defense registered 60 sacks, ranking second in team history. Hart also coached Pro Bowl end Charles Haley (1986-91) before moving to the 49ers scouting department for the 1992-93 seasons.

Hart, who has spent 24 of the last 28 years in the NFL as a player, assistant coach or scout, finished his playing career in 1980 with the New Orleans Saints after spending two years with the Chicago Bears and ten years with the San Francisco 49ers. Originally a 10th round draft choice of the 49ers in 1968, he registered a career high 17 sacks in 1972, and he set a 49ers club record with six sacks in a single game at the Rams (10/11/76) on his way to 16 sacks for the season and All-Pro and Pro Bowl honors. Hart was a two time winner (1972 and 1976) of the Len Eshmont Memorial Award, awarded annually to the Forty Niner player who best exemplifies the inspirational and courageous play of Len Eshmont.

Hart earned second team NAIA All-America honors as a senior at Morris Brown College after earning all-conference honors for three consecutive years. Hart



earned four letters in football as an offensive guard/tackle and defensive tackle and three letters in track as a sprinter/shot putter.

Born in Macon, GA (11/11/44), Tommy and wife Cherrie have four daughters, Sebrinna, Ywaketa, Tanya and Crystal.

**Tommy Hart** - Born November 11, 1944, Macon, GA. Defensive end Morris Brown College 1964-68. Pro defensive end San Francisco 1968-77, Chicago 1978-79, New Orleans 1980. Pro coach: San Francisco 1983-93 (scout 1992-93), joined Dallas in 1996.



## Steve Hoffman

### Kickers/Quality Control



Steve Hoffman has developed an outstanding reputation around the NFL for his ability to identify and develop young kickers and punters. His challenges over an eight-year NFL coaching career have been highly visible, and his results have been obvious and impressive.

Since joining the Cowboys in 1989, Hoffman has recruited three rookie free agent placekickers to the Cowboys. All three of those players--Ken Willis, Lin Elliott and Chris Boniol--made the Dallas roster and kicked at least 18 field goals in their first NFL season. Punter John Jett also came to the Cowboys via the rookie free agent route, and Hoffman helped develop Jett into a four-year veteran who performed consistently for two Super Bowl Championship clubs in Dallas.

With Boniol and Jett departing to free agency in 1997, Hoffman will once again be looking for a new pair of consistent performers for the upcoming season.

Boniol closed the 1996 season in much the same way as he capped the previous year--with a team record for successful field goal attempts. Boniol nailed his last 27 straight field goal attempts in 1996, after hitting his last 25 in a row in 1995. Boniol closed his three-year Cowboys career by hitting on 81-of-93 (87.1%) field goals, while Jett crafted a four-year average of 41.9 yards-per-punt.

As a rookie in 1994, Boniol hit on 22-of-29 field goal attempts (75.9%) to set a team record for field goal percentage by a rookie. In 1995, Boniol hit on 27 of his 28 field goal attempts (a team record 96.4% and the second best mark in NFL history), and he also scored 127 points in 1995 to establish a club-record for points by a kicker.

In 1993, Hoffman introduced free agent punter John Jett to the NFL, and the newcomer responded by finishing the year ranked third in the NFL in net punting average (37.7).

Hoffman discovered a pair of rookie free agent place kickers in 1990 and 1992, and each went on to establish Dallas records for scoring by a rookie. In 1990, Ken Willis set the mark with 90 points, and in 1992, rookie Lin Elliott shattered that standard by scoring 119 points.

After joining the Cowboys to coach the kickers in 1989, Hoffman gained the duties of quality control in 1990. He currently coordinates the computer scouting of all Cowboys future opponents on video tape, while providing internal analysis of the Cowboys own tendencies and productivity.

From 1985-87, he oversaw the kickers at the University of Miami where one of his charges was Jeff Feagles, a seven-year pro who punted for Arizona last season. Hoffman also was a top instructor for Ray Pelfrey's kicking camps, where his



students included Barry Helton, who booted for the L.A. Rams in 1991, and Brian Hansen, the Saints' all-time leading punter.

For two springs, Hoffman coached in Italy as offensive coordinator of the Bellusco Seahawks in 1987 and the Rho Blackknights in 1988. In the fall of 1988, he coached at Sunset High School in Miami.

In 1983, Hoffman punted for the Washington Federals of the United States Football League. He also went to training camp with the Redskins in 1981 and 1983, Seattle in 1984 and New Orleans in 1985.

Born in Camden, NJ (9/8/58), Hoffman starred in baseball and football at York Suburban High School in York, PA. He earned All-Mid-Atlantic Conference honors at Dickinson College, where he played quarterback, running back and wide receiver while handling the punting duties. Hoffman earned a Bachelor of Arts degree in economics from Dickinson and a Master of Science in sports administration from St. Thomas. He met his wife, Raffaella, while coaching in Italy, and they now reside in Coppell, TX, with their daughter, Micaela (10/18/95), and son, Lucas (5/29/97).

**Steve Hoffman** – Born September 8, 1958, Camden, NJ. Quarterback-running back-wide receiver Dickinson College 1979-82. Pro punter Washington (USFL) 1983. College coach: Miami 1985-87. Pro coach: joined Dallas in 1989.



## Joe Juraszek

### Strength and Conditioning



Joe Juraszek joined Dallas in February, 1997 as the Cowboys strength and conditioning coach. He takes over a program that has helped the Cowboys accumulate a 70-23 record since 1992, including eleven playoff victories and three Super Bowl titles. Juraszek, along with overseeing the strength and conditioning programs for the team, will work with the Cowboys medical staff implementing rehabilitation programs for injured players.

Juraszek came to Dallas after serving as the University of Oklahoma strength coach from 1993-96. He worked with three different coaching staffs during his four year tenure at OU, and was faced with the daunting task of taking 1,000 cumulative pounds off the 1994 football team. Juraszek joined the Sooners after serving as the strength coach at Texas Tech University from 1987-92. He was a graduate assistant and then a full-time assistant strength coach for the Sooners from 1981-86.

He attended the University of New Mexico from 1976-81, where he played linebacker and defensive end for the Lobos while earning bachelor's degrees in Physical Education/Health and Economics. He added a master's degree in Economics while serving as a graduate assistant strength coach at Oklahoma.

A native of Chicago, IL (6/8/58), Juraszek (pronounced jer-ASS-ick) and his wife Camille have a daughter, Nikki Jo, and a son, J.D.

**Joe Juraszek** – Born June 8, 1958, Chicago, IL. Linebacker/Defensive End New Mexico 1976-80. College coach: Oklahoma 1981-86, 1993-96, Texas Tech 1987-92. Pro coach: joined Dallas in 1997.



## Clancy Pendergast

**Defensive Assistant/  
Quality Control**



Clancy Pendergast, who joined the Cowboys in 1996, serves the dual role of defensive assistant/quality control. Pendergast oversees Dallas' defensive quality control, which includes breaking down film of Cowboy opponents and compiling coaching reports on their offensive tendencies. He also assists linebackers coach Jim Bates in preparing the Cowboys linebacking corp.

In 1996, the Dallas linebackers helped improve the Cowboys' rush defense from 16th to ninth in the NFL, while helping the team finish third in total defense after spending most of the season as the league's top unit.

Last season's linebackers were led by newcomer Fred Strickland, who recorded a team-high 153 tackles and added eight quarterback pressures, six passes defended and three tackles for losses. Pendergast worked closely with rookie draft pick Randall Godfrey, helping him earn a starting spot at strongside linebacker by Game 11 against Green Bay (11/18). Godfrey finished with 31 tackles and five quarterback pressures on the year. Broderick Thomas (65 tackles, 20 pressures and 4.5 sacks) started the year as the strongside linebacker before moving to defensive end for the final six games.

Pendergast spent the 1995 season with the Houston Oilers as a defensive assistant and quality control coach. He joined Houston from Alabama-Birmingham, where he was named the tight ends coach in January of 1995. Prior to his short stint at UAB, Pendergast spent the 1993-94 seasons working with the tight ends and as an advance scout at Oklahoma. In 1992, Pendergast was a defensive assistant at Southern Cal. After earning his bachelor's degree from Arizona (1990), Pendergast worked the 1991 season as a graduate assistant at Mississippi State, helping with the receivers and working as an advance scout.

Pendergast (11/29/67) is a native of Phoenix, AZ.

**Clancy Pendergast** – Born November 29, 1967, Phoenix, AZ. College coach: Mississippi State 1991, Southern Cal 1992, Oklahoma, 1993-94. Pro Coach: Houston Oilers 1995, joined Dallas in 1996.



## Jack Reilly

**Quarterbacks**



Jack Reilly was hired as the Cowboys quarterbacks coach on February 7, 1997. In joining the Dallas staff, he becomes the first Dallas assistant coach to work exclusively with the quarterbacks – in a non-coordinator's role – since the 1989 season.

In his new role with Dallas, Reilly will work alongside one of the NFL's premier trio of quarterbacking talent in Troy Aikman, Wade Wilson and Jason Garrett.





Reilly, a 29-year coaching veteran, joins the Cowboys after two seasons as offensive coordinator for the St. Louis Rams, where he helped develop Pro Bowl wide receiver Isaac Bruce. In 1995, Bruce was second in the NFL with 1,781 yards receiving, the second highest single-season yardage total in NFL history.

Prior to his work with the Rams, Reilly spent the 1994 season as the Los Angeles Raiders running backs coach and was an offensive assistant with San Diego from 1990-93. In his final two seasons in San Diego, he was the Chargers pass-offense coordinator, and in 1992, the club won 11 of its last 12 regular season games to claim the AFC Western Division title.


Reilly entered the NFL after five years (1985-89) as offensive coordinator and quarterbacks coach at the University of Utah, where he guided the development of current Detroit Lions quarterback Scott Mitchell. Reilly directed an offense that led the nation with an average of 396 passing yards and 547 total yards a game in 1988. Utah ranked second in the nation in passing in 1989 and third in 1987. Mitchell, an All-America selection as a junior, finished his collegiate career with 10 NCAA and five Western Athletic Conference records in addition to virtually every school passing record.

Reilly also coached five years at El Camino College in Inglewood, CA, (1980-84), serving as head coach his final three seasons and posting a 19-10 record. Reilly was a coach for 12 years at Beverly Hills High in Los Angeles.

Reilly was born in Boston, MA, and grew up in Southern California. He played quarterback at Culver City High before moving on to play collegiately at Washington State, Santa Monica College and Long Beach State, where he earned Little All-America honors.

Reilly and his wife, Wendy, have a son, Chris, and daughters Corrie and Katie.

**Jack Reilly** – Born May 22, 1945, Boston, MA. Quarterback Washington State 1963, Santa Monica (Calif.) J.C. 1964, Long Beach State 1965-66. College coach: El Camino (Calif.) J.C. 1980-84 (head coach 1981-84), Utah 1985-89. Pro coach: San Diego Chargers 1990-93, Los Angeles Raiders 1994, St. Louis Rams 1995-96, joined Dallas in 1997.



## Mike Zimmer

### Defensive Backs



For the second time in his three years with the Cowboys, Mike Zimmer's secondary helped the Dallas defense finish as one of the top two pass defenses in the NFL. The Cowboys surrendered only 172.0 passing yards-per-game in 1994 to lead the league in pass defense, while the 1996 defense allowed 175.4 passing

yards-per-game to finish second in the league.

Zimmer was able to play one of the top cornerback tandems in the league, Deion Sanders and Kevin Smith, and a Pro Bowl safety, Darren Woodson, as a group for the entire season. This continuity helped the Cowboys defense hold 10 opponents to under 200 yards passing, including four teams to 120 yards or less.

In 1996, Smith returned from a ruptured achilles tendon to tie for the team lead with five interceptions and record a team-high 18 passes defended. Woodson had another stellar year on the way to his third consecutive Pro Bowl, finishing second on the team with 118 tackles while picking off five passes to tie Smith for the team lead. Sanders, while not being challenged on a regular basis, intercepted two



passes and knocked away another nine while recovering a team-high three fumbles on the way to his fifth Pro Bowl selection. Brock Marion contributed 77 tackles and five passes defended before fracturing his left scapula at San Francisco (11/2) and missing the remainder of the season. George Teague moved into the starting lineup and tallied 70 tackles, four INTs and seven passes defended for the year.

In 1995, Zimmer lost Smith for the season with a ruptured achilles tendon in the season opener and did not have Sanders' services until Week Nine. Despite this, the secondary surrendered only 204.5 passing yards-per-game, and Dallas returned four interceptions for touchdowns, tying the club record (1985). Larry Brown intercepted six passes, returning two for touchdowns, while adding three more thefts during the postseason. Marion also picked off six passes, scoring one touchdown, while Woodson, who led the team with 144 tackles, and Sanders added two thefts apiece.

As a defensive assistant in 1994, Zimmer worked with the Cowboys' nickel defense, which helped Dallas' secondary finish the season as the top ranked pass defense in the league (172.0 passing yards-per-game). Strong safety Woodson, who earned his first Pro Bowl trip, and free safety James Washington each intercepted five passes to lead a defense which picked off 22 passes during the year.

Before joining the Dallas staff in 1994, Zimmer spent five seasons as the defensive coordinator/secondary coach at Washington State University. Zimmer's first Cougar defense in 1989 established a school record with 24 interceptions and 48 sacks on the season. In 1992, Washington State finished the season with the 18th ranked defense in the nation and established a school record by allowing opponents to convert only 26.1 percent of their third downs. In 1993, Washington State climbed to eighth in the nation in total defense, allowing just 298 yards-per-game, and second in rushing defense.

Prior to joining the Cougars' staff, Zimmer was an assistant at Weber State College from 1981-88. He was on the same staff with current Cowboys Defensive Coordinator Dave Campo during the 1981-82 seasons. Zimmer coached inside linebackers from 1981-84, while adding the duties of defensive coordinator in 1983. From 1985-88 he served as coordinator and oversaw the secondary. The 1981 Wildcat defense led the Big Sky Conference, and his 1987 group set a school record with six defensive touchdowns. That 1987 team posted a 10-3 record, the best mark in school history.

Zimmer began his coaching career as a part-time assistant on defense at the University of Missouri in 1979, coaching, among others, All-Pro cornerbacks Eric Wright (San Francisco 49ers) and Johnnie Poe (New Orleans Saints).

Zimmer was a two-time all-conference quarterback at Lockport, IL, High School in 1972-73, playing for his father Bill, who played football at Bradley and later with the 49ers. Mike also earned all-conference honors in wrestling and baseball.

Zimmer went on to play quarterback at Illinois State University in 1974. After redshirting the 1975 season, he suffered a broken thumb in the spring of 1976 and was moved to linebacker. A neck injury, suffered during the 1976 season, led to surgery and the end of his playing career. He graduated with a Bachelor's degree in physical education in 1979.

Born in Peoria, IL (6/5/56), Mike and wife Vikki have three children, Adam, Marki and Corri.

**Mike Zimmer** - Born, June 5, 1956, Peoria, IL. Quarterback-Linebacker Illinois State 1974-76. College coach: Missouri 1979-80, Weber State 1981-88, Washington State 1989-93. Pro coach: joined Dallas in 1994.



## Jim Maurer

### Head Trainer

Jim Maurer is in his second year as the Cowboys head trainer and his eighth season as a Cowboys trainer. Maurer took over responsibility of the training department in the spring of 1996 after serving as a Cowboys' assistant trainer for six years. He served as a graduate assistant with Dallas for two seasons prior to being hired full-time in 1990.

A native of Dallas (3/8/65), Maurer received his undergraduate degree in physical education in 1988 from Southern Methodist University, where he worked primarily with the football and swim teams.

Maurer worked as a summer assistant with the Kansas City Chiefs in 1987, after spending the summer of 1986 with the Cowboys in the same capacity.

Maurer and wife Rosanne live in Flower Mound, TX with their two sons, Nicholas and Benjamin.



## Britt Brown

### Assistant Trainer

Britt Brown enters his second year in Dallas after joining the Cowboys training staff in the spring of 1996. He supervises the Cowboys medical rehabilitation program while also assisting with treatment programs. Prior to joining the Cowboys, Brown spent four years with the Miami Dolphins as an assistant trainer.

Before joining the Dolphins, Brown was the head basketball trainer and assistant football trainer at Southern Methodist University from 1989-92, where he also coordinated travel plans for the Mustang basketball team. While earning his bachelor's degree in athletic training (1982-87) and his master's degree in exercise physiology (1988-89) from Texas Christian University, he worked with the Horned Frogs football and baseball teams as a student trainer. Brown worked as a part-time assistant trainer for the Cowboys in 1986 and '87 while attending TCU.

A native of Lampasas, TX (7/6/64), Brown and his wife Laura live in Flower Mound, TX with their son, Chase, and daughter, Sydney.





## Bob Haas

### Assistant Trainer



Bob Haas, in his second year as a Cowboys assistant trainer, joined the Dallas staff full-time in 1996 after serving as the Cowboys graduate assistant trainer for two seasons. Haas assists with rehabilitation and treatment programs and is responsible for maintaining the

team's medical records.

Haas received his Bachelor of Science degree from West Virginia University in 1992, where he worked with all of the Mountaineer athletic programs as a student trainer. He was voted Mr. Mountaineer, an honor given annually to the graduating student that best represents the university, by the WVU faculty. He served as a graduate assistant trainer for the UNLV football team from 1992-94 while earning his Master's degree in kinesiology.

A native of Renick, West Virginia (5/7/69), Haas and his wife Emily live in Lewisville, Texas.



## Charlie Biggurs


### Assistant Strength and Conditioning Coach



Charlie Biggurs joined the Cowboys strength and conditioning staff in the spring of 1997. Biggurs works with Joe Juraszek in overseeing the strength and conditioning programs for the team.

Prior to coming to Dallas, Biggurs was an assistant under Juraszek at the University of Oklahoma (1994-96). Before joining the Sooners, he was an assistant strength coach at Texas Tech University (1993). Biggurs, who played at Tech (1988-92) while Juraszek was the strength coach, was a two-time All-Southwest Conference selection as an offensive tackle for the Red Raiders while earning a bachelor's degree in exercise sports science.

A native of Houston, TX (6/13/69), Biggurs and wife Stephanie have a son, Christopher Isaiah.



## Robert Blackwell

### Video Director



Robert Blackwell enters his ninth season as the team's video director after eight seasons as an assistant with Dallas. In charge of taping and editing all Cowboys' practices and games, Blackwell also edits opponents' tapes and handles all the teams' photographic needs.



Blackwell shot coaching game films for basketball and football at Southern Methodist University from 1979-84.

After earning his degree in communications from Stephen F. Austin, Blackwell produced a film on the efforts to save the red wolf from extinction for the U.S. Fish and Wildlife Service. The following year, he served as director of photography on a film about the North Atlantic Indian migrations for Gulf Oil and the State of Texas.

A native of Garland, TX (12/1/50), a Dallas suburb, Robert graduated from Garland H.S. He and wife Diana have two children, Nathaniel and Lora Ann.



## Mike McCord

### Equipment Manager



Mike McCord enters his ninth season with the Cowboys, his sixth in the equipment department and his fourth as the equipment manager.

McCord originally joined the Cowboys in 1989 as the assistant ticket manager, spending two years in that capacity before moving to the football operations department in 1991. Before coming to Dallas, McCord spent two-and-a-half years with the University of Texas athletic department, one-and-a-half years as a part-time student assistant before receiving his B.B.A. and then one year as a full-time intern.

A native of Clovis, NM (11/6/64), McCord graduated from Roosevelt High School in San Antonio, TX, and spent two years attending Southwest Texas State before transferring to the University of Texas. He and wife Jan live in Plano, TX.



## Bucky Buchanan

### Assistant Equipment Manager



William Andrew "Bucky" Buchanan enters his fourth year as the Cowboys' assistant equipment manager. Buchanan officially joined the Cowboys in 1994 after spending many weekends and summers in the equipment room helping his father, "Buck" Buchanan, the

Cowboys equipment manager from 1973-93.

Before coming to the Cowboys, Buchanan spent one-and-a-half years with Willis Medical in Richardson, TX, and 10 years with the Skaggs Alpha Beta grocery store chain.

A native of Dallas, Buchanan (6/9/61) graduated from Plano High School. He and wife Amy have two children - Thomas II (12/11/86) and Brett (10/26/89).



## Larry Lacewell

Director of College and  
Pro Scouting



Larry Lacewell joined the Cowboys as Director of College Scouting in May of 1992, and he has coordinated the Cowboys' NFL Draft efforts from 1993 to 1997. In the spring of 1994, he was charged with the additional responsibility of overseeing pro personnel. Lacewell now directs the Cowboys personnel evaluation for all college prospects, as well as the NFL's 29 other teams and the World League.

In 1996, seven of the nine players the Cowboys selected in the draft went on to earn a Cowboys roster spot. That class was highlighted by second round selection Randall Godfrey, who earned a starting outside linebacker's position by mid-November on a defensive unit that finished the year ranked third in the NFL.

In 1995, Lacewell directed a Cowboys college draft in which eight of the 10 Dallas players selected earned roster spots with the 1995 World Champions. From that group, tight end Eric Bjornson surfaced as a starter throughout most of the 1996 season.

In 1994, six of Dallas' seven draftees earned roster spots, and second-round offensive tackle Larry Allen, who is considered one of the NFL's finest young offensive linemen, earned a Pro Bowl selection as a second year player in 1995.

In 1993, the Cowboys drafted nine college players, with six of those players going on to earn roster spots with the Super Bowl XXVIII Champions. Of that group, Darrin Smith was a rookie starter at weak-side linebacker, while Kevin Williams became a starting wide receiver and one of the better return men in the NFL.

"In the era of the salary cap and free agency, the importance of drafting and developing young talent is more critical than ever before," said Cowboys Owner and General Manager Jerry Jones. "Larry's direction has been solid and productive in the area of evaluating college talent. He simply knows football talent."

"I believed from day one that Larry was uniquely qualified for this job," adds Jones. "He's not only a knowledgeable football man with years of coaching experience, but he has been a college athletic director and has a strong administrative background. The combination of his management expertise and his knowledge of the game are very special."

Lacewell joined the NFL ranks with the Cowboys after a distinguished career in collegiate coaching and athletic administration that spanned over 30 years.

Most recently, Lacewell served under Johnny Majors as the defensive coordinator at Tennessee (1990-1991). The 1990 Volunteer club captured the Southeastern Conference Championship and defeated Virginia in the Sugar Bowl. In 1991, Tennessee finished second in the SEC and earned a Fiesta Bowl berth.

As the athletic director and head coach at Arkansas State (1978-1989), Lacewell compiled a record of 69-48-4. He was named the Southland Conference's Coach of the Year on three occasions, while the Indians captured two conference titles under his direction.

Lacewell began his coaching career as an assistant at Alabama in 1959. Following two seasons with the Crimson Tide, he moved on to Arkansas State (1961), Arkansas A&M (1962-63), Kilgore Junior College (1964-65), Oklahoma (1966), Wichita State (1967) and Iowa State (1968). Lacewell rejoined the Sooners' staff in 1969 as assistant head coach and defensive coordinator, and over the next nine seasons helped Oklahoma to six Big Eight titles and two national championships.



A native of Fordyce, AR, Lacewell (2/12/37) attended Fordyce High School and then played halfback at Arkansas A&M from 1955-59. He and his wife Criss have two sons, Bryant Land and Logan.



## Walter Juliff

Assistant Director of College  
and Pro Scouting



Walter Juliff, entering his 13th season as a NFL scout, was promoted to Assistant Director of College and Pro Scouting in 1995 after spending the previous eight years as a Dallas Cowboys scout.

Before becoming a full-time scout, Juliff spent two seasons as a graduate assistant at the University of Texas. He also was an assistant with the Abilene-Cooper H.S. football team in 1980, the Houston-Kingwood H.S. baseball team in 1981 and the Kerrville-Tivy track team in 1982. While at Tivy High School, Juliff worked with punter John Teltschik, who earned All-Rookie honors with Philadelphia in 1986.

Juliff began his coaching career as a graduate assistant at Angelo State, where he spent two seasons. In 1978, the Rams went undefeated and won the NAIA national championship, then lost in the national semifinals the next year.

A native of San Angelo, TX (6/22/56), Walter starred in football and as a hurdler in track at Central High School.

Juliff, who lives in Austin, TX, earned his Bachelor's degree from San Angelo State and his M.B.A. from Texas. He and St. Louis Rams Offensive Coordinator Jerry Rhome are cousins.



## Tom Ciskowski

Scout



Tom Ciskowski enters his sixth season as a Cowboys scout, serving as an area scout the past five years. Previously, he served a one-year stint as a scout administrator by the BLESTO Scouting Combine in 1991.

Before becoming a scout, Ciskowski spent 15 years in the coaching ranks, the first two as an assistant at Pawhuska, OK, High School. In 1979, he moved into the college coaching ranks, becoming the defensive backfield coach at East Central University in Ada, OK. While at ECU, he earned his Master's degree in athletic administration. The following year he moved to Arizona State University, working with the defensive line as a graduate assistant for the 1980-81 seasons.

In 1982, Ciskowski moved to Oklahoma State, joining the staff as an assistant to former Dallas Offensive Line Coach Tony Wise, before becoming the offensive line coach at Wichita State in 1984. After that season, Ciskowski joined the University of Miami as a volunteer assistant, working with former Dallas Defensive Coordinator Butch Davis and the defensive line.

From 1986-89, Ciskowski worked with the offensive lines, first at New Mexico State for two seasons, and then at UNLV for two more. Before coming to Dallas, he coached the defensive line at College of the Sequoias in Visalia, CA, from 1990-91.



Thirteen of the team's players went on from the junior college to play Division I football in 1992.

A native of Medford, OK, Ciskowski attended Medford High School, then played linebacker and earned his Bachelor's degree from Cameron University. He and wife Jan live in Irving, TX.



## **Jim Garrett**

**Scout**



Jim Garrett, who has spent 32 of the past 33 seasons as either a coach or scout in the NFL, re-joined Dallas in 1987.

He previously scouted for the Cowboys in 1968-69 and 1974-75. Prior to his first stint in Dallas, Garrett served two seasons as a scout for the BLESTO Scouting Combine. He then coached with the New York Giants from 1969-73 before returning to Dallas.

Garrett was also an assistant coach with New Orleans (1976-77) and Cleveland (1978-84). After a season as the head coach at Columbia, he scouted for Buffalo in 1986.

An all-conference fullback at Utah State, Garrett played for Philadelphia (1954), the British Columbia Lions (1955), the New York Giants (1956) and the Ottawa RoughRiders (1957).

He began his coaching career as an assistant at the Coast Guard Academy in 1958. After one season at Lehigh, Garrett became head coach and athletic director at Susquehanna University, where he compiled a 40-3-1 record and was inducted into the school's Hall of Fame.

The Rutherford, NJ, native (6/19/30) attended Rutherford High School, where he was a member of the first induction group of the school's Hall of Fame in April, 1996. He went to spring training with the Pittsburgh Pirates following his rookie year in the NFL.

He and wife Jane have eight children – Jim, Jane, Jennifer, Janine, Jill, John, Jason and Judd – and 19 grandchildren. John, a wide receiver who went to training camp with Dallas in 1988, is the wide receivers coach with the Bengals. Jason is one of the Cowboys back-up quarterbacks. Judd, a running back who was on the Cowboys' practice squad in 1993, is now the tight ends/offensive quality control assistant with the New Orleans Saints.



## **Jim Hess**

**Scout**



Jim Hess joins the Cowboys as an area scout in 1997 after 37 years in the coaching ranks. For 22 of the last 23 years, Hess has been a college head coach at Angelo State (1974-81), Stephen F. Austin (1982-88) and New Mexico State (1990-96). In 1989, he served as athletic director for S.F.A.






Hess led New Mexico State to its first winning season in 14 years with a 6-5 mark in 1992 and was named the Big West Coach of the Year. He posted a 47-30-2 record at Stephen F. Austin along with five winning seasons and the school's first-ever conference title (1985). At Angelo State, Hess led the Rams to six Top 20 rankings and the 1978 national title with a 14-0 record. He posted a 65-23-3 mark during his time there and remains one of just a handful of men to win more than 100 games at the I-AA level.

A native of Farmersville, TX, Hess is a 1959 graduate of Southeastern Oklahoma, and he earned his master's degree from North Texas State in 1966. He began his coaching career at the high school level at Farmersville (1959). He then coached at McKinney, TX (1961-62), Rockwall, TX (1963-64) – where his team captured the 1963 Class AA state championship – and Kilgore, TX (1965-66) high schools. In 1967, he became an assistant coach at Rice University (1967-70) before returning to the high school ranks as the head coach at Sterling (1971) in Baytown, TX. In 1972, he joined Angelo State as an assistant coach.

Hess has been a guest coach in the CFL and is the director/organizer/owner of the Angelo Football Clinic in San Angelo, TX. The annual summer clinic has grown to over 1,200 visiting high school and college coaches from around the country.

Hess and his wife Carol have two daughters and seven grandchildren.



## Bobby Marks

Scout



Bobby Marks, a 14-year veteran of NFL scouting, begins his fifth season in Dallas as a scout administered by the BLESTO Scouting Combine.

Before coming to Dallas, Marks was a scout with the Denver Broncos from 1983-92. During that time, the Broncos posted seven winning seasons and three Super

Bowl appearances.

An All-Southwest Conference selection at tight end under Paul "Bear" Bryant at Texas A&M, Marks helped the Aggies to the 1956 SWC Championship before graduating in 1958. He entered the coaching ranks as an assistant coach at Nederland, TX, High School from 1959-60. He then moved to Jones High School in Houston, TX from 1961-64 before becoming head coach at Sam Houston High School in Houston in 1965.

In 1968, Marks moved into the college coaching ranks, becoming the linebackers coach under Gene Stallings at his alma mater, Texas A&M. The following season, Marks moved to receivers coach. In 1972, Marks was reunited with Coach Bryant, becoming the receivers coach at the University of Alabama, a position he would hold until joining the Broncos in 1983.

A native of New Orleans, LA, (6/21/36), Bobby attended Warren Easton High School. He and wife Ann have five children – Bobby, Jr., Keith, Jared, Beth and Katie.





## Walt Yowarsky

Scout



Walt Yowarsky joined the Cowboys in 1977, bringing with him 25 seasons in the NFL as either a player, assistant coach or scout. He came to Dallas following three years with the QUADRA Scouting Combine.

Drafted by Washington as an offensive and defensive lineman in the second round in 1951, Yowarsky played until midway through the 1952 season when he entered the Air Force. After returning in 1954, he was traded from Washington to Detroit. A year later he was traded from Detroit to the N.Y. Giants.

While he was with the Giants, they played in two NFL Championship Games, including a 47-7 win over Chicago for the title in 1956. Following four seasons in New York, he finished his playing career in San Francisco in 1959.

Yowarsky returned to the Giants as a scout and assistant coach in 1959. After two seasons, he joined the first coaching staff of the new franchise in Minnesota, where he coached for six seasons. He then moved on as an assistant coach at New Orleans (1967-68), Atlanta (1969-70), Houston (1971) and San Diego (1972-73).


In the 1951 Sugar Bowl, Yowarsky earned Most Valuable Player honors as he led Kentucky to a 13-7 win over Oklahoma, ending the Sooners' 33-game winning streak. He played three seasons for the Wildcats under Paul "Bear" Bryant.

A native of Cleveland (5/10/28), Yowarsky was offered a contract to play baseball by Cincinnati after high school. He and wife Bobbie have three children – Michael, Lisa and Van. Michael is a scout with the Tampa Bay Buccaneers.



*Tight End Eric Bjornson*

# The Players





## Troy Aikman

**Quarterback**

**6'4" ★ 219 ★ 11/21/66**

**UCLA**

**D-1 for '89 ★ 9th Year**



**PRO:** In eight NFL seasons, Troy Aikman has made himself into one of the game's great quarterbacks. As one of only three players to lead a team to three Super Bowl victories, Aikman has rewritten virtually every passing record in Cowboys' history. Aikman already holds or is tied for 39 Dallas passing records, including the club's career records for attempts (3,178), completions (2,000), passing yards (22,733) and completion percentage (62.9% – third best in NFL history). He is also eighth in NFL history with a quarterback rating of 83.0. Along the way to these marks, Aikman has guided Dallas from the National Football League cellar of 1-15 in 1989 to five consecutive NFC East titles (1992-96), four consecutive NFC Championship Games (1992-95) and three Super Bowl titles (XXVII, XXVIII and XXX). He has become one of the games most accurate passers, completing at least 60 percent of his passes in 79 of the last 101 games (since the start of the 1991 season). He has completed 70 percent or more of his passes 38 times in his career, with Dallas posting a 35-3 record in those games, and he has produced the top six single-season completion percentages in club history. Along with that passing accuracy comes the fact that Aikman has also lowered his club-record career interception rate to 3.08 percent. Among Dallas quarterbacks, Roger Staubach (131) is the only player to have started more games at quarterback for the Cowboys than Aikman (126), and despite beginning his career 1-14, Aikman's record as a starter now stands at 81-45 (.643), including an impeccable 11-2 mark in the postseason – 3-0 in the Super Bowl. Aikman has also become one of the league's more durable quarterbacks, having not missed a start due to injury since Dec. 4, 1994, a span of 42 games.

**1996:** Although the Dallas offense struggled at times during the 1996 season, Aikman was still one of the league's top quarterbacks, finishing fifth in the NFC, 12th in the NFL, with a quarterback rating of 80.1. Along the way, he recorded the second best attempt (465) and completion (296) totals of his career – and the second best in club history – while finishing second in the NFL in completion percentage at 63.7%. He earned his sixth consecutive Pro Bowl selection, tying Staubach for the most appearances by a Dallas quarterback, and threw for over 3,000 yards for the fourth time in his career. Aikman reached two milestones against the N.Y. Giants (9/8) when he was 19-of-27 (70.4%) for 228 yards and three touchdowns, pushing his career yardage total over 20,000. The three scores pushed his career passing touchdown total to 101. It was the first time he had thrown three touchdowns in a regular season game since Dec. 21, 1992 at Atlanta. At Buffalo (9/22), he established a new club record with his 1,762nd career completion, breaking the mark of 1,761 set by Danny White. In the game, he was 16-of-33 for 164 yards and three interceptions. It was his first multiple interception game in 23 starts. The next week at Philadelphia (9/30), Aikman completed a 39-yard toss to Deion Sanders during a season-long 96-yard touchdown drive. He finished 13-of-22 for 149 yards and a touchdown. Twice against Atlanta (10/20), Aikman led Dallas back from second half deficits, including a 60-yard touchdown toss to Kelvin Martin to give Dallas a 32-28 win with 1:42 remaining. On the day, he completed 70.8 percent of his passes (17-of-24) for 265 yards and two scores. In one of his finest days as a pro, Aikman earned NFC offensive player of the week honors at Miami (10/27) when he completed a career-high 33 passes in 41 attempts (80.5%) for 363 yards and three touchdowns, all season highs. The 33 completions tied Gary Hogeboom's club record for completions in a game, and his 80.5 percent completion rate was the third highest single-game total of his career.



With 363 passing yards, he posted the second best yardage day of his career (379 at Arizona 11/12/89) and the seventh best day in Cowboys history. In the game, he also passed Staubach's career pass attempts record of 2,958, and he threw three touchdown passes for the second time this season – his best showing since recording a career-high three such games in 1992. In a heartbreaking loss to Philadelphia (11/3), Aikman was 21-of-33 (63.6%) for 179 yards, and with Dallas trailing 24-21, he led a final drive to the Eagles two-yard line in the final minute before throwing an interception that was returned 104 yards for a score. The next week brought another comeback when Aikman guided Dallas back from a 17-7 fourth quarter deficit at San Francisco (11/1), including a six-yard touchdown toss to Eric Bjornson with 2:45 remaining in regulation to tie the score at 17-17. In overtime, he was five-of-five for 50 yards in guiding Dallas to a 29-yard game-winning field goal on the opening possession. He finished the day 24-of-39 (61.5%) for 230 yards and ran for a score on a three-yard draw, his first rushing touchdown since Sept. 10, 1995 vs. Denver. It was the 11th time he had led Dallas from behind to win in the fourth quarter, including four in the last two minutes, and the 16th time in his career he has led Dallas to victory when the team was tied or behind in the fourth quarter. In Dallas' 21-6 win over Green Bay (11/18) the following Monday night, Aikman completed 24-of-39 passes (68.6%) for 206 yards. In a loss at the New York Giants (11/24), he completed 28-of-39 passes (71.8%) for 280 yards. It was Cowboys first loss when Aikman completed over 70.0% of his passes since Sept. 30, 1990, also at the Giants, a string of 35 games. In a Thanksgiving Day win over Washington (11/28), he was nine-of-19 for 63 yards, his lowest yardage total in a game since Oct. 14, 1990 at Arizona when he had 61. Aikman completed two 50+ yard passes to Michael Irvin at Arizona (12/8), including a 50-yard touchdown toss in the third quarter. With his 169 yards passing the next week against New England (12/15), Aikman reached two milestones, topping Staubach's club record of 22,700 career-passing yards and tying White's club record with the fourth 3,000-yard passing season of his career. He suited up the next week at Washington (12/22) but did not play. In the postseason opener against Minnesota (12/22) he recorded his first career postseason rushing touchdown on a two-yard run. The NFL career postseason record holder for completion percentage (66.5), Aikman has the second highest postseason quarterback rating in NFL history at 96.0, trailing Bart Starr's 104.8 mark. He also has the five highest single-game playoff completion percentages in club history and the club-record for postseason career 300-yard passing days with four, two shy of the NFL record of six held by Joe Montana. Aikman missed the Pro Bowl following the season due to loose bodies in his left elbow.

**1995:** The 1995 season was one of Aikman's best as a pro as he finished third in the NFL, second in the NFC, in quarterback rating with a 93.6 mark. Along the way, he recorded the second best yardage (3,304) and touchdown (16) totals of his career and lowest interception (7) total. He earned his fifth consecutive Pro Bowl selection on the strength of his consistency, finishing second in the NFL in completion percentage (64.8%), third in average yards-per-attempt (7.65) and interception percentage (1.62). Aikman opened the season by leading Dallas to eight wins in the first nine games, including a season opening 35-0 win at the N.Y. Giants (9/4) where he led Dallas to touchdowns on five-of-eight drives. He completed 15-of-20 passes (75.0%) for 228 yards and a touchdown in running his opening day record to 5-2. The next week, he threw two touchdown passes and ran for another in a 31-21 win over Denver (9/10). Aikman provided the fourth quarter spark Dallas needed at Minnesota (9/17) when he guided Dallas to a final period touchdown and two-point conversion, putting the Cowboys up 17-10. He then drove the team 73 yards to a game-winning touchdown in overtime, finishing the day 24-of-38 (63.2%) for 246 yards and a touchdown – including nine-of-11 for 107 yards in the fourth quarter and overtime. Michael Irvin's 50-yard reception against Arizona (9/24) was Aikman's longest pass completion of the season as he threw for 192 first half yards. Aikman suffered many bumps and bruises during the 1995 season, but started every game of the season for only the second time in his career. The first of his bumps came at Washington (10/1) when he strained his right calf dropping back to pass on the game's first drive. He returned to the line-up the following week against Green Bay (10/8) and had one of his best days of the season, completing 24-of-31 passes (77.4%) for 316 yards and two touchdowns. Still on a hot streak, Aikman came back at San Diego (10/15)



and hit on 21-of-30 passes (70.0%) for 222 yards and broke Don Meredith's club-record of 156 consecutive pass attempts without an interception. Aikman's streak was snapped at 184 when he threw a fourth quarter interception in Dallas' 28-13 win at Atlanta (10/29). For the day, he was 19-of-25 (76.0%) for 198 yards and two touchdowns. In a Monday night game against Philadelphia (11/6), Aikman posted his fourth consecutive game with a completion percentage over 70 percent, a club-record, when he connected on 17-of-24 passes (70.8%) for 202 yards and a touchdown. Aikman suffered a bruised left knee against San Francisco (11/12) on the game's first play. He tried to return but was unable. He bounced back from injury to have one of his best games of the year, completing a season-high (sixth best of his career) 79.2 percent of his passes (19-of-24) for 227 yards and a score at Oakland (11/19). Along the way, he connected on 13 straight passes to tie his career best and the second longest streak in club history. After leading Dallas on three touchdown drives of 70-or-more yards against Kansas City (11/23) while completing 21-of-29 passes (72.4%), Aikman attempted a career-high 47 passes, completing a season-high 29 for 285 yards and a touchdown against Washington (12/3). On a windy, 19-degree day at Philadelphia (12/10), Aikman recorded his worst day as a passer in over five years when he was 11-of-28 (39.3%) for 110 yards. The next week in the rain against the N.Y. Giants (12/17), he guided Dallas to a game-winning field goal in the final two minutes of the fourth quarter. In the regular-season finale at Arizona (12/25), Aikman posted the third-best regular season yardage day of his career with 350 yards on 21-of-32 passing (65.6%), including two touchdowns – his fifth multiple touchdown game of the season. That game vaulted him past the 3,000-yard mark for the season – his third career 3,000-yard season. He opened postseason play by completing 70.8% of his passes (17-of-24) for 253 yards and a touchdown in a divisional playoff win over Philadelphia (1/7/96). Against Green Bay (1/14/96) in his fourth consecutive NFC Championship Game, Aikman moved past Staubach (2,820 yards) to become the club's all-time leader in postseason passing yards. He finished the day 21-of-33 for 255 yards and two touchdowns in guiding Dallas to its third Super Bowl in four years. In Super Bowl XXX, Aikman became just the third player to quarterback a team to three titles when he completed 10 consecutive passes in the first half and finished the day 15-of-23 (65.2%) for 209 yards and a touchdown against Pittsburgh (1/28/96) in a 27-17 win. It was the fifth consecutive postseason game he has thrown a touchdown pass, setting a club record. Aikman missed the Pro Bowl to have surgery to remove loose bodies from his right elbow on Feb. 6.

**1994:** Amid changes at head coach and offensive coordinator, Aikman proved to be the same in 1994, earning selection to the Pro Bowl for the fourth consecutive season, finishing second in the NFL in both completion percentage (64.5%) and average yards-per-attempt (7.41) and posting a quarterback rating of 84.9 – good for fifth in the league. Aikman opened the year at Pittsburgh (9/4) by completing 21-of-32 passes for 245 yards and a touchdown in the Cowboys 26-9 victory, guiding Dallas to its first win in Pittsburgh since 1969. Two weeks later in a Monday night overtime loss to Detroit, Aikman completed a season-high 26 passes on 39 attempts, including his 2,000th career attempt. Against former Dallas Offensive Coordinator Norv Turner and the Washington Redskins (10/2), he was 20-of-28 (71.4%) for 181 yards and a touchdown in the 34-7 win, which included a club-record tying 24 second quarter points. Aikman continued his hot streak the following week against Arizona (10/9) when he was 16-of-22 (72.7%) for 231 yards (10.5 yards-per-attempt) and two touchdowns, earning NFC Offensive Player of the Week honors. When Aikman completed two touchdown passes against Philadelphia (10/16), it marked the 13th consecutive game he had completed a touchdown pass, breaking the club record of 12 set by Meredith (1965-66) and Staubach (1977-78). Aikman narrowly extended his mark to 14 games at Arizona (10/23), tossing a 15-yard scoring pass after suffering a concussion during the game's opening drive. After a hit by Wilber Marshall, Aikman stayed in the game and threw the scoring pass before coming out of the game for good. He returned to action at Cincinnati (10/30) and recorded his third two-touchdown pass game of the year while throwing for 272 yards. He also led Dallas to a fourth quarter field goal with 5:00 remaining to win the game 23-20. Aikman opened November by completing a season high 79.2 percent of his passes (19-of-24) against the N.Y. Giants (11/7). He also ran for a score, his first rushing touchdown since Oct. 25, 1992 at the L.A. Raiders. When Dallas traveled to San Francisco (11/13), Aikman recorded sea-



son-highs with 42 pass attempts and 339 yards passing, including a career-long 90-yard pass to Alvin Harper. Aikman kept Dallas in the game up to the final possession in a 21-14 loss, but along the way, his club record streak with a touchdown pass was snapped at 16 games. Dallas bounced back the next week against Washington (11/20) when Aikman completed 8-of-13 passes for 87 yards before suffering a sprained medial collateral ligament in his left knee in the second quarter when tackled by Ken Harvey. When he sat out against Green Bay (11/24) and Philadelphia (12/4), it marked his first missed starts in 20 games, dating back to Nov. 21, 1993. He returned to the lineup against Cleveland (12/10) and, after guiding Dallas to a fourth quarter touchdown, had the Cowboys on the Browns' one-yard line when time ran out in the 19-14 loss. After completing 75.0 percent of his passes (21-of-28) at New Orleans in a Monday night victory (12/19), Aikman saw limited first half action in the cold and rain against the Giants (12/24) in the season finale. Following the regular season, Aikman posted the two most impressive passing days in Cowboys playoff history. In the Divisional Playoff Game against Green Bay (1/8/95), Aikman connected with Harper for a NFL postseason record 94-yard touchdown toss. It was the longest play from scrimmage in NFL postseason history. He also set Dallas records for passing yards (337) and completion percentage (76.7% on 23-of-30 passing) in a playoff game as the Cowboys posted a 35-9 win. The following week at San Francisco (1/15/95) in the NFC Championship Game, he broke his mark by throwing for 380 yards, and his 53 attempts tied a club playoff record. Both his attempts and yards were career highs (regular-season or postseason), and he also established NFC Championship Game records for attempts, completions and passing yards.

**1993:** In leading Dallas to its second consecutive Super Bowl title in 1993, Aikman posted one of the finest seasons ever by an NFL quarterback. His 99.0 quarterback rating was the second highest in team history and placed him second in the NFL, the highest finish by a Dallas quarterback since Roger Staubach led the league in 1979 with a club-record 104.8 rating. The top vote getter among all players for the Pro Bowl, Aikman earned a spot on his third consecutive Pro Bowl team following the season, his first as the starting quarterback. Other 1993 awards included All-Pro honors from *Sports Illustrated* and *The Sporting News*, *Football News* All-NFC and NFL Alumni Quarterback of the Year. The NFL's most accurate passer, Aikman led the league with a 69.1% completion rate. Aikman also avoided mistakes when throwing the football, leading the NFC and finishing second in the NFL in interception ratio at 1.53%, a club record. After missing most of the preseason following June 19 back surgery on a herniated disk, Aikman opened the regular season at Washington (9/6) by completing an 80-yard touchdown toss to Harper. The following week, Aikman attempted a season-high 45 pass attempts against Buffalo (9/12). At Phoenix (9/19), he completed 21-of-27 passes (77.8%) for 281 yards, beginning a streak of three straight weeks when his completion percentage topped the 70 percent mark. The following week he earned NFC Offensive Player of the Week honors when he completed 18-of-23 passes (78.3%) for 317 yards against Green Bay (10/3). He also posted a career-high 13.8 yards-per-attempt. At Indianapolis (10/10), he completed the three-game streak with a 21-of-28 day passing (75.0%). In the rain and wind at Philadelphia (10/31), Aikman had a string of 35 straight games with a completion percentage above 50.0% snapped when he was nine-of-19. For his play in guiding Dallas to four consecutive wins in October, Aikman was named NFC Offensive Player of the Month. Aikman completed his first ten passes against the N.Y. Giants (11/7) and 11-of-13 for 162 yards and two touchdowns before suffering a strained left hamstring early in the third quarter, forcing him to miss the remainder of that game and the games that followed against Phoenix (11/14) and Atlanta (11/21). Despite missing two and a half games due to injuries, he still threw for 3,100 yards to finish fourth in the NFC and posted his second consecutive 3,000 yard passing season, the first back-to-back 3,000-yard seasons by a Dallas quarterback since White accomplished the feat in 1980-81. He returned to action on Thanksgiving Day against the Dolphins (11/25) and threw his first interception since the Buffalo game (9/12), ending a string of 151 attempts without an interception the third longest streak in club history. Aikman was 21-of-27 (77.8%) for 252 yards and two touchdowns against the N.Y. Jets (12/18). He then closed out the year with back-to-back season-high 80.0% completion days vs. Washington (12/26) (16-of-20) and at the N.Y. Giants (1/2/94) (24-of-30) – where he led Dallas to a 16-13 overtime win and



the NFC East title. Over the final three games of the season, Aikman posted three straight games with a completion percentage over 70.0%, and including the playoffs, he extended the streak to six games. In completing 28-of-37 passes (75.7%) for 302 yards and three touchdowns against Green Bay (1/16/94) in a Divisional Playoff Game, Aikman had a club record streak of 111 postseason pass attempts without an interception snapped. In the NFC Championship Game against San Francisco (1/23/94), Aikman led Dallas to a 28-7 lead before suffering a concussion early in the third quarter that ended his day. He returned to action against Buffalo (1/30/94) and helped lead Dallas to the Super Bowl XXVIII title by completing 19-of-27 passes (70.4%) for 207 yards.

**1992:** Aikman led the team to victories in eight of the first nine games of 1992. After knocking off the defending Super Bowl champion Redskins in the Monday night season opener, he threw three touchdown passes against Phoenix (9/20), including a season-long 87-yard touchdown toss to Irvin. Later in the year at Phoenix (11/22), Aikman completed a season-high 25 passes and threw for two touchdowns, beginning a string of five straight games in which he threw at least two touchdown passes – the longest such streak by a Dallas player since White had six straight multi-touchdown games in 1983. Down 27-24 late at Denver (12/6), Aikman completed 7-of-8 passes for 78 yards on a last minute touchdown drive to give Dallas a 31-27 come-from-behind win. The following week at Washington (12/13), he reached 10,000 passing yards in his 52nd career game, faster than any quarterback in team history. Aikman finished the season with 3,445 yards passing, his first career 3,000-yard season and the third best yardage season in team history, to rank second in the NFC and fourth in the NFL in yards passing. His 302 completions were the second most in a season in team history and tied him for the NFC lead, second in the NFL. One of his finest passing performances of the year came at Atlanta (12/21) when he completed 13 straight passes, the second most in club history, on his way to a single-game career-high 85.7 percent (18-of-21) completion rate, the second best in team history. In leading Dallas to a club record 13 regular season wins, Aikman's 89.5 quarterback rating placed him third in the NFL and earned him his second consecutive Pro Bowl appearance. In the postseason, Aikman took his game to yet another level, completing 61-of-89 passes (68.5%) for 795 yards, eight touchdowns and no interceptions for a rating of 126.4. He had 322 passing yards in the Cowboys 30-20 win over San Francisco (1/17/93) in the NFC Championship Game, and he completed 70.6% (24-of-34) of his passes to establish a club playoff record. He broke that record by completing 73.3% (22-of-30) of his passes against Buffalo (1/31/93), earning MVP honors in Super Bowl XXVII. With his MVP award, Aikman joined Jim Plunkett and Terry Bradshaw as the only other quarterbacks drafted first overall to win the Super Bowl MVP award.

**1991:** The 1991 season was a preview of what was ahead for Dallas as evidenced in the Cowboys' win over the defending Super Bowl Champion New York Giants (9/29). Aikman earned NFC Offensive Player of the Week honors after completing 5-of-6 passes for 84 yards, including a 23-yard scoring toss to Irvin, on the game-winning drive late in the fourth quarter. Against Green Bay (10/6), he recorded a career-high 31 completions, including 12 straight at the end of the game. Despite missing the final four regular season games after spraining the lateral collateral ligament in his right knee in the third quarter of the Cowboys' victory at Washington (11/24), Aikman completed 65.3% of his passes to lead the NFC and earned his first trip to the Pro Bowl. At Detroit (10/27), he threw for a season-high 331 yards.

**1990:** In 1990, Aikman's value to Dallas was evident in the team's seven wins. In only one of those victories were the Cowboys ahead entering the fourth quarter. In the other six, Aikman completed 32-of-45 passes (71.1%) for 456 yards, two touchdowns and no interceptions in the final period to put Dallas on top. In the season-opening victory over San Diego (9/9), Aikman capped a 53-yard drive with his first NFL rushing touchdown, a one-yard sneak, to win the game with 1:58 remaining. In Tampa (10/21), he led Dallas on an 80-yard scoring drive – throwing for 60 and scrambling for 20 – that culminated in the game-winning 28-yard touchdown pass to Irvin with 1:56 left. Against the Rams (11/18), Aikman led the team 89 yards to set up the winning field goal in the fourth quarter. Four days later against the Redskins, he led the Cowboys to scores from 67 and 78 yards in the final period of a 27-17 Dallas win. Aikman completed 11 straight passes in the second half while engineering fourth quarter scoring drives of 80 and 50 yards to beat the





Saints (12/2). Early in the Philadelphia game (12/23), Aikman separated his right shoulder forcing him to miss the season finale. When Aikman had surgery to repair the shoulder, he also had loose bodies removed from his right elbow.

**1989:** In 1989, Aikman showed tremendous poise for a rookie. After missing five games due to a broken left index finger suffered against the N.Y. Giants (10/1), Aikman threw for an NFL rookie-record 379 yards at Phoenix (11/12). In that game against the Cardinals, he was knocked unconscious after rifling a 75-yard scoring strike to put Dallas up 20-17 with 1:43 remaining. Against the Rams (12/3), Aikman became the first Cowboys player since White in 1987 to throw four touchdown passes. The first rookie quarterback to start a season opener for Dallas since Roger Staubach in 1969, Aikman was named to most All-Rookie teams.

**GAMES/STARTS** (regular season, playoffs): 1989 (11/11); 1990 (15/15); 1991 (12/12, 1/0); 1992 (16/16, 3/3); 1993 (14/14, 3/3); 1994 (14/14, 2/2); 1995 (16/16, 3/3); 1996 (15/15, 2/2). Total - 113/113, 14/13.

**COLLEGE:** In two seasons at UCLA, Aikman completed 64.8 percent of his passes for 5,298 yards and 41 touchdowns while throwing only 17 interceptions. He finished his career as the third rated passer in NCAA history. The All-America led the Bruins to a 20-4 record, including wins in the 1987 Aloha Bowl and the 1989 Cotton Bowl. He transferred to UCLA after two seasons under Head Coach Barry Switzer at Oklahoma in 1984-85.

**PERSONAL:** Troy Kenneth Aikman grew up in Cerritos, CA, and earned all state honors at Henryetta, OK, High School after his parents (Kenneth and Charlyn) moved the family when Troy was 12. In 1991, he pledged to match any funds raised to build a health and fitness center for the town of Henryetta (pop. 6,000), where a street is named after him. Named Henryettan of the Year for 1992, Aikman also sponsors a scholarship at Henryetta H.S. for students who want to attend college but can't afford it. He also set up a permanently endowed scholarship at UCLA, where he majored in sociology. He has been selected to the Oklahoma High School Football All-Time Team and had his high school jersey retired. In 1992, he established the Troy Aikman Foundation, which benefits disadvantaged children in the Dallas-Fort Worth area. The profits from a children's book he authored entitled *Things Change*, which was released in March of 1995 and was the nation's best-selling sports book for children last year, also go to his foundation. In the spring of 1995, the foundation made a donation to Children's Medical Center of Dallas for funding of "Aikman's End Zone," a 7,000 square foot high-tech interactive playground for children staying at the hospital. In the spring of 1997, an "Aikman's End Zone" was opened at Cook Children's Medical Center in Fort Worth. Aikman is also an active participant in STARBRIGHT, a collaboration of pediatric healthcare professionals and entertainment leaders spearheaded by producer/director Steven Spielberg and General H. Norman Schwarzkopf. The group's goal is to improve the development of entertainment-oriented therapeutic resources for seriously ill children and their families. In 1997, he served as Honorary Co-Chairman with Roger Staubach for the annual Children's Cancer Fund Fashion Show that raised over \$250,000 for pediatric oncology research. In addition to his personal foundation activities, Aikman has served on the board of the Irving, TX, Youth and Family Counseling Center and has been honorary chairman for numerous charitable fund-raisers throughout the Metroplex. He has served on numerous charity projects throughout Oklahoma and was the Oklahoma Red Cross honorary chairman as well as a member of the advisory board for the Oklahoma Museum of Natural History. He was the honorary chairman and a participant in the 1995 "Hitting for The Heartland," a celebrity baseball game to raise money for the Oklahoma bombing victims. He also worked with Roger Staubach on a poster to benefit the Children's Medical Center of Dallas. In 1992, Aikman appeared on posters benefiting the USDA National and Texas State school lunch programs and is an advocate of the DARE program at numerous schools across the nation. Aikman also supports the West Texas Rehabilitation Center, American Cancer Society, Easter Seals Society, Happy Hill Farm, Cook Children's Medical Center of Fort Worth, Irving Kops for Kids and Arlington Riverfest. Aikman also appeared in the Cowboys' United Way commercials from 1990-93. In March 1992, Troy sang in a celebrity choir during Farm Aid V, and in 1993, he recorded a country music single, Oklahoma Nights, on a compact disc titled *Everybody Wants to Be a Cowboy*. He was joined on the CD by Jay Novacek, special teams coach Joe Avezzano, who orga-



nized the effort, and former Cowboys Randy White and Walt Garrison. In 1996, he recorded songs with Toby Keith and Waylon Jennings for the NFL Country CD. Troy has also made a number of guest appearances on network television shows including *The Tonight Show with Jay Leno*, *The Late Show with David Letterman*, *Live with Regis and Kathie Lee* and was a presenter at both the Country Music Awards in 1993 and 1997 and at the ESPN ESPY Awards in 1994. In March 1994, Troy played himself in an episode of the sitcom *Coach*, and he also recorded a Logo Athletic commercial with his father as one of the extras. In the fall of 1996, he appeared as himself in the Academy Award winning motion picture *Jerry Maguire*. For the past six seasons, Aikman has been one of five finalists for the NFL Man of the Year, which honors players for their contributions to the community. He was also the recipient of the Byron White Humanitarian Award in 1994. Aikman is also a two-time Bob Lilly award winner (1992 and 1995), selected by Cowboys' fans and based on sportsmanship, dedication, leadership and achievement.

## AIKMAN'S COWBOYS TOTALS

Year	Starting Record	Passing							Sacks/Yards	Rating
		Att.	Comp.	Yards	Pct.	TD	Int.	Long		
1989	0-11	293	155	1,749	52.9	9	18	751	19/155	55.7
1990	7-8	399	226	2,579	56.6	11	18	611	39/288	66.6
1991	7-5	363	237	2,754	65.3	11	10	61	32/224	86.7
1992	13-3	473	302	3,445	63.8	23	14	871	23/112	89.5
1993	11-3	392	271	3,100	69.1	15	6	801	26/153	99.0
1994	10-4	361	233	2,676	64.5	13	12	90	14/59	84.9
1995	12-4	432	280	3,304	64.8	16	7	50	14/89	93.6
1996	10-5	465	296	3,126	63.7	12	13	61	18/120	80.1
Totals	70-43	3,178	2,000	22,733	62.9	110	98	90	185/1,200	83.0
Playoffs										
1991	0-0	16	11	114	68.8	0	1	25	3/26	63.0
1992	3-0	89	61	795	68.5	8	0	70	7/43	126.4
1993	3-0	82	61	686	74.4	5	3	35	7/28	104.0
1994	1-1	83	53	717	63.9	4	4	941	5/35	87.3
1995	3-0	80	53	717	66.3	4	1	47	4/25	106.1
1996	1-1	65	37	343	56.9	1	4	23	3/26	51.0
Totals	11-2	415	276	3,372	66.5	22	13	941	29/183	96.0
Rushing										
Year	No.	Yds.	Avg.	Long	TD					
1989	38	302	7.9	25	0					
1990	40	172	4.3	20	1					
1991	16	5	0.3	9	1					
1992	37	105	2.8	19	1					
1993	32	125	3.9	20	0					
1994	30	62	2.1	13	1					
1995	21	32	1.5	12	1					
1996	35	42	1.2	10	1					
Totals	249	845	3.4	25	6					
Playoffs										
1991	2	0	0.0	0	0					
1992	9	38	4.2	19	0					
1993	7	28	4.0	12	0					
1994	2	11	5.5	9	0					
1995	8	6	0.8	9	0					
1996	3	4	1.3	21	1					
Totals	31	87	2.8	19	1					

## SINGLE-GAME BESTS

Attempts - 47 vs. Washington, 12/3/95  
 playoffs - 53 @ San Francisco, 1/15/95  
 Completions - 33 @ Miami, 10/27/96  
 playoffs - 30 @ San Francisco, 1/15/95  
 Yards - 379 @ Phoenix, 11/12/89  
 playoffs - 380 @ San Francisco, 1/15/95  
 Completion Percentage - 85.7 @ Atlanta, 12/21/92  
 playoffs - 76.7 vs. Green Bay, 1/8/95  
 Long - 90 @ San Francisco, 11/13/94  
 playoffs - 941 vs. Green Bay, 1/8/95  
 Touchdowns - 4 vs. L.A. Rams, 12/3/89  
 playoffs - 4 vs. Buffalo, 1/31/93  
 Interceptions - 4 vs. Green Bay, 12/24/89  
 playoffs - 3 @ San Francisco, 1/15/95  
 Consecutive Completions - 13 @ Atlanta, 12/21/92 and @ Oakland, 11/19/95





## AIKMAN GAME-BY-GAME 1992 (cont.)

	Att.	Comp.	Yards	Pct.	TD	Int.	Long	Sacks/ Yards
L-L.A. Rams 11/15.....	37	22	272	59.5	0	0	49	1/3
W-@ Phoenix 11/22.....	36	25	237	69.4	2	1	37t	0/0
W-N.Y. Giants 11/26.....	29	19	143	65.5	2	1	26t	1/1
W-@ Denver 12/6.....	35	25	231	71.4	3	0	22	2/9
L-@ Washington 12/13.....	35	23	245	65.7	2	1	40	4/24
W-@ Atlanta 12/21.....	21	18	239	85.7	3	0	37	0/0
W-Chicago 12/27.....	20	10	78	50.0	0	0	13	1/2
<b>PLAYOFFS</b>								
W-Philadelphia 1/10/93.....	25	15	200	60.0	2	0	41	2/14
W-@ San Francisco 1/17/93..	34	24	322	70.6	2	0	70	4/27
W-Buffalo 1/31/93.....	30	22	273	73.3	4	0	45t	1/2
<b>1993</b>								
L-@ Washington 9/6.....	29	17	267	58.6	2	0	80t	1/9
L-Buffalo 9/12.....	45	28	297	62.2	0	2	23	1/7
W-@ Phoenix 9/19.....	27	21	281	77.8	0	0	44	1/1
W-Green Bay 10/3.....	23	18	317	78.3	1	0	66	2/20
W-@ Indianapolis 10/10.....	28	21	245	75.0	1	0	30	2/14
W-San Francisco 10/17.....	35	21	243	60.0	1	0	36t	2/13
W-@ Philadelphia 10/31.....	19	9	96	47.4	0	0	21	2/11
W-N.Y. Giants 11/7.....	13	11	162	84.6	2	0	50t	2/12
W-Phoenix 11/14.....				DNP - hamstring				
L-@ Atlanta 11/21.....				DNP - hamstring				
L-Miami 11/25.....	43	28	181	65.1	1	1	19	0/0
W-Philadelphia 12/6.....	24	17	178	70.8	1	0	21	4/13
W-@ Minnesota 12/12.....	29	19	208	65.6	1	0	37	0/0
W-@ N.Y. Jets 12/18.....	27	21	252	77.8	2	3	42t	3/17
W-Washington 12/26.....	20	16	193	80.0	2	0	30	2/13
W-@ N.Y. Giants 1/2/94.....	30	24	180	80.0	1	0	22	4/23
<b>PLAYOFFS</b>								
W-Green Bay 1/16/94.....	37	28	302	75.7	3	2	27	4/18
W-San Francisco 1/23/94.....	18	14	177	77.8	2	0	28	1/7
W-Buffalo 1/30/94.....	27	19	207	70.4	0	1	35	2/3
<b>1994</b>								
W-@ Pittsburgh 9/4.....	32	21	245	65.6	1	1	38	0/0
W-Houston 9/11.....	25	14	228	56.0	1	1	53t	3/3
L-Detroit 9/19.....	39	26	220	66.7	1	0	20	2/14
W-@ Washington 10/2.....	28	20	181	71.4	1	1	46	0/0
W-Arizona 10/9.....	22	16	231	72.7	2	0	42	0/0
W-Philadelphia 10/16.....	23	12	156	52.2	2	1	18	2/3
W-@ Arizona 10/23.....	5	3	51	60.0	1	0	28	0/0
W-@ Cincinnati 10/30.....	33	20	272	60.6	2	1	46	0/0
W-N.Y. Giants 11/7.....	24	19	241	79.2	1	0	36	0/0
L-@ San Francisco 11/13.....	42	23	339	54.8	0	3	90	3/18
W-Washington 11/20.....	13	8	87	61.5	0	0	18	0/0
W-Green Bay 11/24.....				DNP - knee				
W-@ Philadelphia 12/4.....				DNP - knee				
L-Cleveland 12/10.....	36	21	188	58.3	1	2	18	2/11
W-@ New Orleans 12/19.....	28	21	175	75.0	0	2	22	0/0
L-@ N.Y. Giants 12/24.....	11	9	62	81.8	0	0	18	2/10
<b>PLAYOFFS</b>								
W-Green Bay 1/8/95.....	30	23	337	76.7	2	1	94t	1/7
L-@ San Francisco 1/15/95...	53	30	380	56.6	2	3	44t	4/28
<b>1995</b>								
W-@ N.Y. Giants 9/4.....	20	15	228	75.0	1	0	43	0/0
W-Denver 9/10.....	31	18	196	58.1	2	1	29	0/0
W-@ Minnesota 9/17.....	38	24	246	63.2	1	0	26	2/13
W-Arizona 9/24.....	30	19	251	63.3	1	0	50	0/0
L-@ Washington 10/1.....	3	2	30	66.7	0	0	23	0/0
W-Green Bay 10/8.....	31	24	316	77.4	2	0	48t	1/4
W-@ San Diego 10/15.....	30	21	222	70.0	0	0	30	1/7
W-@ Atlanta 10/29.....	25	19	198	76.0	2	1	43t	1/4
W-Philadelphia 11/6.....	24	17	202	70.8	1	1	38	0/0
L-San Francisco 11/12.....	6	4	29	66.7	0	1	10	1/8
W-@ Oakland 11/19.....	24	19	227	79.2	1	0	36	1/4
W-Kansas City 11/23.....	29	21	192	72.4	2	0	33t	2/17
L-Washington 12/3.....	47	29	285	61.7	1	1	23	0/0
L-@ Philadelphia 12/10.....	28	11	110	39.3	0	0	19	3/23
W-N.Y. Giants 12/17.....	34	16	222	47.1	0	1	40	0/0
W-@ Arizona 12/25.....	32	21	350	65.6	2	1	48t	2/9
<b>PLAYOFFS</b>								
W-Philadelphia 1/7/96.....	24	17	253	70.8	1	1	37	1/9
W-Green Bay 1/14/96.....	33	21	255	63.6	2	0	36	1/5
W-Pittsburgh 1/28/96.....	23	15	209	65.2	1	0	47	2/11



## AIKMAN GAME-BY-GAME (cont.)

	1996							Sacks/ Yards
	Att.	Comp.	Yards	Pct.	TD	Int.	Long	
L-@ Chicago 9/2.....	37	21	192	56.8	0	1	16	2/19
W-N.Y. Giants 9/8.....	27	19	228	70.4	3	0	38	0/0
L-Indianapolis 9/15.....	27	17	184	63.0	1	0	22	0/0
L-@ Buffalo 9/22.....	33	16	164	48.5	0	3	24	1/4
W-@ Philadelphia 9/30.....	22	13	149	59.1	1	0	39	2/18
W-Arizona 10/13.....	37	23	199	62.2	0	1	25	0/0
W-Atlanta 10/20.....	24	17	265	70.8	2	0	60	2/15
W-@ Miami 10/27.....	41	33	363	80.5	3	0	61	1/4
L-Philadelphia 11/3.....	33	21	179	63.6	0	2	24	0/0
W-@ San Francisco 11/10.....	39	24	230	61.5	1	1	28	2/8
W-Green Bay 11/18.....	35	24	206	68.6	0	0	31	1/1
L-@ N.Y. Giants 11/24.....	39	28	280	71.8	0	2	41	1/8
W-Washington 11/28.....	19	9	63	47.4	0	1	15	2/17
W-@ Arizona 12/8.....	24	15	255	62.5	1	0	55	1/1
W-New England 12/15.....	28	16	169	57.1	0	2	21	3/25
L-@ Washington 12/22.....								DNP
<b>PLAYOFFS</b>								
W-Minnesota 12/28.....	29	19	178	65.5	0	1	21	1/9
L-@ Carolina 1/5/97.....	36	18	165	50.0	1	3	23	2/17

## Aikman's Regular Season Top 10

## Passing Yards

379 - @ Phoenix (11/12/89)
363 - @ Miami (10/27/96)
350 - @ Arizona (12/25/95)
339 - @ San Francisco (11/13/94)
331 - @ Detroit (10/27/91)
317 - vs. Green Bay (10/3/93)
316 - vs. Green Bay (10/8/95)
303 - @ L.A. Rams (11/18/90)
297 - vs. Buffalo (9/12/93)
287 - @ Green Bay (10/6/91)

## Completion Percentage (min. 20 atts.)

85.7 - @ Atlanta (12/21/92) (18-21)
80.8 - @ N.Y. Giants (9/30/90) (21-26)
80.5 - @ Miami (10/27/96) (33-41)
80.0 - vs. Washington (12/26/93) (16-20)
80.0 - @ N.Y. Giants (12/9/94) (24-30)
79.2 - vs. N.Y. Giants (11/7/94) (19-24)
79.2 - @ Oakland (11/19/95) (19-24)
78.3 - vs. Green Bay (10/3/93) (18-23)
77.8 - @ Phoenix (9/19/93) (21-27)
77.8 - @ N.Y. Jets (12/18/93) (21-27)



## Larry Allen

Guard/Tackle

6'3" ★ 326 ★ 11/27/71

Sonoma State

D-2 for '94 ★ 4th Year



**PRO:** When Larry Allen was drafted out of Sonoma State in 1994, everyone hoped he would fulfill the same promise of Erik Williams, another small school offensive line product that has made it big in the NFL for Dallas. One of the NFL's finest young offensive linemen, Allen has done more than anyone could have expected in just three years. The highest draft choice among the Dallas offensive linemen, Allen is already a two-time All-Pro selection and has earned back-to-back trips to the Pro Bowl. In his three seasons on the Dallas offensive line (right tackle - 1994, right guard 1995-96), Allen has been part of a group that has allowed just 57 sacks in 48 games, fewest in the NFL during that time. That group has also posted the three lowest sacks allowed totals in club history with 18 in 1995, 19 in 1996 and 20 in 1994. Dallas is the only team in the NFL to have allowed fewer than 30 sacks in each of the last three seasons.

**1996:** Allen earned his second consecutive trip to the Pro Bowl along with consensus All-Pro and All-NFC honors in 1996 when the Dallas offensive line led the NFL by allowing just 19 sacks on the season, one shy of the club record set in 1995. For the second straight season, Troy Aikman was healthy and able to start all season behind this protection. In a win at Miami (10/27), Aikman was sacked just once while completing a season



high 33-of-41 (80.5%) pass attempts for 363 yards and three touchdowns. For the third straight year behind Allen, Emmitt Smith ran for over 1,200 yards, and four times in 1996, Smith topped the 100-yard rushing barrier in a game, including a season-high 155 yards and three touchdowns on the ground against Washington (11/28). Against the Redskins, Dallas rushed for 201 yards. In the first round of the playoffs, Allen's blocking helped lead the Dallas running game to 255 rushing yards against Minnesota (12/28), the second best postseason total in club history. Smith's 6.8 yards-per-carry average in that game was the third best mark in club history.

**1995:** Despite starting 12 games in 1994, including the NFC Championship Game, the season opening win at the N.Y. Giants (9/4) marked Allen's first NFL start at guard. In a successful debut, he helped lead the way as the Dallas offense rolled to 459 yards, including 230 rushing yards – the most by the Cowboys since a 271 yard rushing performance at Philadelphia on Oct. 31, 1993. It wasn't until the third game of the season that the Dallas front five allowed a sack, and six times in 1995, the line held an opponent sackless. For the season, Dallas finished second in the NFL in fewest sacks allowed with 18, breaking the club record of 20 set by the 1994 group. In addition, Aikman was healthy and able to start every game for just the second time in his career behind this protection, helping Allen earn All-Pro honors. In the regular-season finale at Arizona (12/25), Allen's work with the line enabled Dallas to roll up 474 yards of total offense, the most yardage by a Dallas team since Sept. 15, 1985. The Cowboys finished the season ranked fifth in the NFL in total offense, and behind this powerful line, Smith gained a club record 1,773 yards rushing, captured his fourth NFL rushing title in five years and scored an NFL record 25 rushing touchdowns. Following the season, Allen, who was in just his first year as a starting guard, was one of a club-record four Dallas offensive linemen to be selected to the Pro Bowl, joining Ray Donaldson, Nate Newton and Mark Tuinei. Allen also garnered All-NFC honors from *Football News* and UPI.

**1994:** As a rookie, Allen was forced into the lineup at left tackle at Washington (10/2) when Tuinei suffered back spasms. He performed like a veteran despite being just four games removed from Sonoma State, and he received a game ball for his play, which held the Redskins sackless on the day. The next week against the Cardinals (10/9), Allen earned his first NFL start, lining up at left tackle for Tuinei. It was the first time a rookie offensive lineman had started for Dallas since Nov. 24, 1991 when Williams started at right tackle against Washington. While lining up against Clyde Simmons on most downs, Allen limited him to five tackles and no sacks, and as a group, the offensive line did not allow a sack in 28 pass attempts in the Cowboys 38-3 win. Allen returned to spot duty the next two weeks, but early in the morning on Oct. 24, Williams was injured in an automobile accident and lost for the season. Allen moved into the starting lineup at Williams' right tackle spot for good at Cincinnati (10/30). He was part of an offensive line that helped Dallas amass 450 total yards against the N.Y. Giants (11/7). He received a game ball for his blocking in the victory at New Orleans (12/19), a game in which the Saints were held without a sack. With 10 regular season starts, Allen tied Burton Lawless (1975) and Kevin Gogan (1987) for the most starts on the offensive line as a rookie in club history. On his way to garnering consensus all-rookie honors, Allen helped Dallas establish a team record by allowing just 20 sacks – for losses totaling just 93 yards (fewest yards in the NFL). Smith finished the year third in the NFL rushing race with 1,484 yards, and the Cowboys were fifth in the NFL in rushing yards-per-game. In the playoffs, Allen received a game ball against Green Bay (1/8/95) when the Dallas offense picked up 450 total yards and Aikman completed 23-of-30 passes for 337 yards. In that game, he sprained his left ankle, but returned to action. In the NFC Championship Game at San Francisco (1/15/95), he struggled through three quarters on the injured ankle before leaving the game. Allen was the first player ever drafted from Sonoma State. Taken in the second round (46th overall), it marked the first time since 1981 Dallas had taken an offensive lineman that high.


**GAMES/STARTS** (regular season, playoffs): 1994 (16/10, 2/2), 1995 (16/16, 3/3), 1996 (16/16, 2/2). Total – 48/42, 7/7.

**COLLEGE:** Allen began his college career at Butte Junior College in Oroville, Calif., from 1989-90. After a year off, he enrolled at Sonoma State, a Division II school north of San Francisco, and in his two years with the Cossacks, Allen gave up just one sack. A two-time All-America selection, Allen participated in the East-West Shrine Game and the



Senior Bowl. In 1992, the Cossacks were primarily a passing team and established ten new school records – including most yards gained, most touchdown passes, best gain-per completion and highest passing efficiency.

**PERSONAL:** A native of Los Angeles, Allen attended a different high school each of his four years of school, finishing at Vintage High School in Napa, CA. He lettered in football as a freshman at Centennial Senior High in Compton, CA. Larry and wife Janelle have a daughter, Jayla (12/15/94) and son, Larry Jr. (7/21/96).



## Bill Bates

**Safety**

**6'1" ★ 213 ★ 6/6/61**

**Tennessee**

**FA for '83 ★ 15th Year**



**PRO:** One of the NFL's true success stories, Bill Bates has been overcoming stiff odds his entire career, starting in 1983 when he made the team as a long-shot rookie free agent. He immediately became a visible figure on the field with his ferocious special teams play. It was Bates' notoriety that helped propel the NFL into adding a spot on the Pro Bowl teams for special teams coverage players. Along with Mark Tuinei, Bates has the longest current tenure as a Cowboy, as both players enter their 15th season of service to the club this fall. No other current NFL players have been with the same team for a longer period of time than Tuinei and Bates, and the pair can tie Ed "Too Tall" Jones (15 years) as the all-time club leaders in terms of years of service in 1997. Bates leads all current Dallas players in career regular season games played as a Cowboy with 201. With a healthy 1997 campaign, he should move into second place on the Dallas career list for games played. With Jones as the club's all-time leader (224 games), Bates can move ahead of Randy White (209) and Tom Rafferty (204) this fall. Bates currently has more tackles (689) in a Cowboys uniform than any other current member of the team. He was named the team's special teams captain in 1990, and he has personified the importance of special teams play throughout his career. His work ethic, attitude and commitment to the community has enabled Bates to rank as one of the most popular Cowboys players in the history of the franchise.

**1996:** Bates played in his 200th regular season game as a Cowboy on Thanksgiving Day against Washington (11/24) before a groin injury at Arizona (12/8) forced him to miss the remaining two regular season games of the year. He became the 114th player in NFL history to play in 200 regular season games. He finished the season ranked fifth on the squad in special teams tackles with 14. He played the middle linebacker position in long passing downs in the Dallas nickel package throughout most of the season. A fractured thumb at Miami (10/28) and a concussion on the game's opening kickoff at San Francisco (11/10) both forced him to the sidelines and limited his playing time. In the season opening game at Chicago (9/2), Bates forced a Michael Timpson fumble at the goal line that kept the Bears out of the end zone and eventually set up a Dallas field goal after a 45-yard Brock Marion return.

**1995:** Bates closed the season second on the team in special teams tackles with 25 – the sixth time in seven years he has ranked first or second on the team. Once again Bates served as the team's middle linebacker in long-yardage nickel defensive situations, recording a season-high five tackles in the Cowboys 27-17 victory over Pittsburgh (1/28/96) in Super Bowl XXX. Bates registered four stops at Oakland (11/19) along with two tackles on special teams. In the Cowboys home-opening win over Denver (9/10), Bates received a special teams game ball after tying for the team lead with two key special teams tackles. His top special teams performance of the year came in the season-opening game on Labor Day night at New York (9/4). Bates had four special teams tack-



les to tie for the team lead, while also adding a stop from his linebacker position.

**1994:** Bates' physical toughness might have been best illustrated in 1994 when he suffered two separate fractures, yet missed only one game. He suffered a fractured left wrist in the fourth quarter of the overtime loss to Detroit (9/19), and he later fractured his right thumb – an injury that required surgery – at Philadelphia (12/4) in the victory that clinched the Cowboys NFC East Championship. Bates finished both games despite the injuries, and he sat out only the Cleveland game (12/10) which followed the Eagles contest. Bates closed the year as the team's second leading tackler on special teams with 26 stops. He was named the NFC Special Teams Player of the Week and received a game ball after recording four kicking game tackles against Philadelphia (10/16).

**1993:** After rehabilitating his damaged left knee, Bates, as an 11-year veteran, played in his first Super Bowl. The trip to Atlanta was especially gratifying because Bates had missed the previous year's Super Bowl with a knee injury. Returning fully rehabilitated, Bates also returned to his role as the team leader in special teams tackles with 25. He was a consistent and productive, both as the teams' special teams captain and as the middle linebacker in nickel passing situations. He was the team's second leading interceptor with two thefts: the first was on Thanksgiving Day (11/25), setting up a Cowboys scoring drive against the Dolphins; and the second came a week later in the closing seconds against Philadelphia (12/6) to seal the Cowboys 23-17 win over the Eagles. In addition to his defensive contributions, Bates recovered an onside kick at Atlanta (11/21).

**1992:** During the Super Bowl season of 1992, Bates had a streak of 79 straight games played snapped with a season-ending injury in Week Five against Seattle (10/11). He suffered a torn anterior cruciate ligament in his left knee that required major surgery, marking the first serious injury of his colorful Cowboys career. At the time of his injury, he was in his usual place atop the Cowboys' special teams tackle chart with five, and although he was lost for the remainder of a special season, Bates' emotional brand of leadership was present on the Dallas sidelines all the way to the Super Bowl XXVII victory.

**1991:** His leadership and intelligence helped the Dallas special teams become one of the NFL's finest. Bates finished second on the team in special teams tackles with 22. His presence was felt on defense as a member of the nickel package at middle linebacker, picking up 28 solo tackles and five passes defended. His seven tackles in the season opener at Cleveland (9/1) tied for the team lead and marked Bates' highest individual tackle performance since 1989. He registered fumble recoveries on the punt coverage unit in back-to-back games against Phoenix (11/3) and Houston (11/10). His recovery at the Oiler 10-yard line set up a touchdown that sent the game into overtime. Bates tied for the team lead in fumbles recovered with two, and he also forced a key Eagles fumble in the Cowboys' playoff clinching win in Philadelphia (12/15). His last minute interception at Chicago's Soldier Field (12/29) preserved Dallas' 17-13 win in the team's return to the playoffs after a six-year absence.

**1990:** Prior to the start of the season, Head Coach Jimmy Johnson named Bates Dallas' special teams captain. Bates led the Cowboys in special teams tackles with 23. He made the big special teams play in the season opening win over San Diego (9/9). His heads-up tackle on a fourth quarter fake punt attempt by the Chargers set up the Cowboys offense for the game winning drive. He also tied for second on the team in passes defended (seven) at the middle linebacker post in nickel situations. Bates forced two fumbles in 1990 and picked up his 12th career pass interception at Tampa Bay (10/21) – a fourth quarter theft that preserved the Cowboys third win of the season.

**1989:** Bates led the Cowboys in special teams tackles with 19 stops – a margin that eclipsed his closest teammate by five tackles. He also helped preserve the Cowboys only victory of the season with his lone interception of the year at Washington (11/5).

**1988:** In the only season of his career in which he registered 16 starts, Bates was the Cowboys team leader in solo tackles with a career-best 85 stops from his strong safety position. He also enjoyed a career-high 124 total tackles that season.

**1987:** He registered his second highest season total for interceptions with three. For the second straight season, he led all Dallas defensive backs in sacks with three.

**1986:** Bates became the Cowboys starting strong safety in 1986 – a position he held for three straight seasons – and he started all 15 games in which he played that year. He led all Dallas defensive backs in sacks with 2.5.





**1985:** For the third consecutive year, Bates led all non-starters in tackles with 84. He was also the team leader in punt returns, registering a 6.9 yard average on 22 attempts. Bates recorded a career-high four interceptions and forced two fumbles on the year.

**1984:** As a second year NFL player, Bates became the first NFC player to be named to the Pro Bowl as a designated special teams performer. He was also named the NFL's Special Teams Player of the Year by the NFL Alumni Association. He collected a career-high five quarterback sacks, while leading all non-starters in tackles with 52 stops.

**1983:** After beating the odds to make the squad as an unheralded free agent, Bates was named the NFL Special Teams Player of the Year by the NFL Alumni Association. Bates collected his first career interception at St. Louis (9/11), and returned that theft of Cardinal QB Jim Hart 29 yards. Bates earned his first career start at strong safety in a Week 14 win at Seattle (12/4). He led all non-starters in tackles with 84 stops on the season. He also picked up his first career playoff start in the game against the Rams (12/26). Bates had 10 total tackles that day in Los Angeles.

**GAMES/STARTS** (regular season, playoffs): 1983 (16/1, 1/1), 1984 (12/2), 1985 (16/0, 1/0), 1986 (15/15), 1987 (12/11), 1988 (16/16), 1989 (16/0), 1990 (16/0), 1991 (16/0, 2/0), 1992 (5/0), 1993 (16/0, 3/0), 1994 (15/0, 2/0), 1995 (16/0, 3/0), 1996 (14/0, 2/0). Total - 201/45, 14/1.

**COLLEGE:** Bates was a four-year starting safety at Tennessee, intercepting nine passes and recovering six fumbles in his career. He was named second-team All-Southeastern Conference his junior and senior seasons.

**PERSONAL:** William Frederick Bates was born and raised in Knoxville, Tenn., where he starred in football, basketball and as a sprinter on the track team at Farragut High School. He was all-state in football and basketball. A 1985 NFL Man of the Year finalist, Bill supports the United Way, the Boys Clubs, the Special Olympics, the March of Dimes and other non-profit organizations. The Bill Bates Foundation was established in 1996 to aid various Metroplex charities. He serves as honorary chairman of the annual Wednesday's Child golf tournament benefiting Dallas-area orphans and of the Keystone Academy golf tournament for the learning disabled. Bill is also active in Fellowship of Christian Athletes. He and wife Denise, a fashion model, live in Dallas. Bill was named the winner of the Bob Lilly Award in 1990, 1991, 1993 and 1994. The Bill Bates Cowboy Ranch, north of Dallas, has been the setting for annual Cowboys pep rallies that have drawn thousands of fans in each of the Cowboys last five playoff trips. The Bates Ranch is also a popular site for several corporate and private outings within the Dallas community. The Bates family includes triplets Graham William, Brianna Gail and Hunter James (5/24/89), Tanner Forest (2/18/91) and Dillon Timothy (7/5/95).

## BATES' COWBOYS TOTALS

Year	Tackles			Sacks	Tkl/ Loss	QB Press.	Passes Def.	For. Fum.	Special Teams		
	Solo	Ast.	Tot.						Solo	Ast.	Tot.
1983	54	30	- 84	4.0	-	-	4	1	-	-	-
1984	38	14	- 52	5.0	-	-	6	2	-	-	-
1985	38	13	- 51	1.0	-	-	3	2	-	-	-
1986	50	37	- 87	2.5	-	-	7	1	-	-	-
1987	46	35	- 81	3.0	-	-	4	1	9	5	- 14
1988	85	39	- 124	0.5	-	-	6	0	11	11	- 22
1989	24	10	- 34	0.0	-	2	3	0	14	5	- 19
1990	29	22	- 51	0.0	-	3	7	2	15	8	- 23
1991	28	5	- 33	0.0	1(-3)	3	5	1	12	10	- 22
1992	5	6	- 11	0.0	0	0	0	0	5	0	- 5
1993	19	9	- 28	0.0	0	0	6	0	9	16	- 25
1994	10	8	- 18	1.0	0	1	1	0	15	11	- 26
1995	16	9	- 25	0.0	0	1	0	0	11	14	- 25
1996	7	3	- 10	0.0	0	1	0	1	4	10	- 4
Totals	449	240	- 689	17.0	1(-3)	11	52	11	105	90	- 195
<b>Playoffs</b>											
1983	9	1	- 10	1.0	-	-	0	0	-	-	-
1985	1	0	- 1	0.0	-	-	0	0	-	-	-
1991	5	3	- 8	0.0	0	0	1	1	2	1	- 3
1993	8	5	- 13	0.0	0	0	1	0	2	5	- 7
1994	2	2	- 4	0.0	0	0	0	0	4	0	- 1
1995	3	3	- 6	0.0	0	0	0	0	2	2	- 6
1996	0	1	- 1	0.0	0	0	0	0	2	2	- 4
Totals	28	15	- 43	1.0	0	0	2	1	11	10	- 21



## Bates' Cowboys Totals (cont.)

Year	Pass Interceptions				TD	
	No.	Yds.	Avg.	Long		
1983	1	29	29.0	29	0	
1984	1	3	3.0	3	0	
1985	4	15	3.8	8	0	
1987	3	28	9.3	28	0	
1988	1	0	0.0	0	0	
1989	1	18	18.0	18	0	
1990	1	4	4.0	4	0	
1993	2	25	12.5	22	0	
Totals	14	122	8.7	29	0	
<b>Playoffs</b>						
1991	1	7	7.0	7	0	
<b>Punt Returns</b>						
Year	No.	FC	Yds.	Avg.	Long	TD
1985	22	6	152	6.9	21	0

## Opponents' Fumbles Recovered

Year	Fumbles Recovered				TD
	No.	Yds.	Avg.	Long	
1983	2	0	0.0	0	0
1984	1	0	0.0	0	0
1988	1	0	0.0	0	0
1991	2	0	0.0	0	0
1993	1	0	0.0	0	0
Totals	7	0	0.0	0	0

## SINGLE-GAME BESTS

Total Tackles - 14 vs. N.Y. Giants, 9/18/88  
 Solo Tackles - 11 vs. Cincinnati, 11/20/88  
 Assists - 8 vs. Washington, 10/9/88  
 Sacks - 2 twice, vs. New England, 11/22/84 and  
 @ Philadelphia, 10/19/86  
 Interceptions - 2 @ N.Y. Giants, 9/20/87



## Darren Benson

**Defensive Tackle**  
**6'7" ★ 308 ★ 8/25/74**  
**Trinity Valley C.C.**  
**S3 for '95 ★ 3rd Year**



**PRO:** Based on his size and speed, the Cowboys hope Darren Benson can develop into the same type of defensive lineman other "projects" like Leon Lett (seventh round) and Chad Hennings (11th round) have become with the Cowboys. Although young - Benson is just 22 years old despite entering his third year in the NFL - at 6-7, 308 pounds, Benson is the largest player on the defensive side of the ball for Dallas, and it is this size that has coaches excited about his unpolished potential. With two years of junior college football on his resume, little was expected of him as a rookie in 1995, but after spending the 1996 season rehabilitating an injured left knee, the Dallas defensive line will be counting on significant contributions from Benson during the 1997 season.

**1996:** Benson's second year in the NFL was cut short in 1996 when he suffered a torn ACL and MCL in his left knee during practice on July 29. He was placed on the reserve/injured list on Aug. 20 and underwent successful surgery on Sept. 5. He spent the season and spring rehabilitating the knee and getting stronger in the weight room.

**1995:** The Cowboys selected Benson in the third-round of the 1995 NFL Supplemental Draft on July 21, just a few days into training camp. He immediately reported to Austin and earned a roster spot based on his size and potential. After being deactivated the first half of the season, Benson gained his first NFL playing time in fourth quarter action against Philadelphia (11/6) when the defensive front was crippled with injuries. He continued to see spot playing time throughout the second half of the season with Russell Maryland, Leon Lett and Charles Haley out of the lineup at various times. Benson also contributed on special teams, pairing with Lett to create one of the most formidable field goal rush pairs in the NFL.

**GAMES/STARTS** (regular season, playoffs): 1995 (6/0, 0/0), 1996 (IR). Total - 6/0, 0/0.


**COLLEGE:** Benson starred on Trinity Valley's 1994 NJCA Championship team, amassing 109 tackles, 20 tackles for a loss and 21 sacks. He was part of a defense that helped TVCC to a 12-0 record. As a freshman, Benson accounted for 82 tackles and 10 sacks as the team went 11-1. A Prop-48 casualty coming out of high school, Benson spent the 1992-93 school year at Arkansas State, attending classes but not participating in football.

**PERSONAL:** Benson was a standout at Craigmont High School in Memphis, TN, where he graduated in 1992.



## BENSON'S COWBOYS TOTALS

Year	Tackles		Tot.	Sacks	Tkl/ Loss	QB Press.	Passes Def.	For. Fum.
	Solo	Ast.						
1995	2	2	4	0.0	0	0	0	0
1996	Reserve/Injured							
Totals	2	2	4	0.0	0	0	0	0



## Eric Bjornson

**Tight End**  
**6'4" ★ 236 ★ 12/15/71**  
**Washington**  
**D4a for '95 ★ 3rd Year**

**PRO:** From 1990-95, the Dallas Cowboys have had one of the NFL's most prolific pass catching tight ends in Jay Novacek. Last season, the Cowboys lost Novacek to a back injury, dramatically changing the sophomore season of Eric Bjornson (be-YORN-sun). Needing to develop a pass catching tight end in the mold of Novacek, Dallas originally drafted Bjornson in 1995 to fill the back-up role and learn the position from the veteran. Viewed as someone who could fit the bill as a talented and versatile receiver at tight end, Bjornson began learning the position under Novacek as a rookie after shuttling between quarterback and wide receiver during his stay at the University of Washington. With Novacek's injury, Bjornson's apprenticeship was cut short, and he was thrust into the spotlight as the starting tight end. When you realize that he had played the position for just one year, the season Bjornson put together in 1996 is even more impressive. When compared to the second season of some of the NFL's top tight ends, Bjornson's 48 receptions for 388 yards and three touchdowns stands out. Novacek, for example, posted one reception for two yards in his second NFL season. Brent Jones: two catches, 35 yards, 0 touchdowns; Ben Coates: 20 receptions, 171 yards, three touchdowns; and Shannon Sharpe: 22 receptions, 322 yards, 1 touchdown.

**1996:** With back injuries keeping Jay Novacek out of the line-up in 1996, Bjornson was thrown into the fire after just one season at tight end. Despite battling injuries during much of the season, Bjornson's sophomore season was a success. He was second on the team with 48 receptions, and he finished second in the NFC, seventh in the NFL, in receptions by a tight end. Those numbers might have been even higher were it not for ankle injuries that severely limited his effectiveness the final five games of the season. Through 11 games, Bjornson led the NFC (third in the NFL) in receptions among tight ends with 45, and he was second in the NFC (fifth in the NFL) among tight ends with 367 yards receiving. He showed big play abilities with five receptions of at least 20 yards, and he also proved to be a clutch performer, giving Dallas a first down on 21 of his 48 catches, including eight on third or fourth down – third best on the team. In the season opener at Chicago (9/2), a sore left hamstring from preseason kept him off the field until late in the fourth quarter. He returned to the line-up and had four second-half receptions for 41 yards, including a 23 yarder, against the N.Y. Giants (9/8). In his first start of the season (second of his career), he had five receptions for a career-high 54 yards against Indianapolis (9/15). The next week at Buffalo (9/22), he led the team with six catches for 48 yards, including three receptions that gave Dallas first downs. In a Monday night match-up in Philadelphia (9/30), he recorded the first touchdown reception of his career on a five-yard pass from Aikman. Bjornson then tied for the team lead with five receptions against Arizona (10/13), before adding four more catches against Atlanta (10/20). His second touchdown catch of the season proved to be a costly one when he suffered a sprained left ankle on a four-yard scoring grab at Miami (10/27). Despite nursing what



would become a nagging injury the remainder of the season, Bjornson came out the next week against Philadelphia (11/3) and hauled in a pass from Troy Aikman for a two-point conversion that tied the game at 21-21 in the fourth quarter. Still limping on the injured ankle, he led the team with a career-high eight receptions for 45 yards and a touchdown in the overtime win at San Francisco (11/10), with his six-yard scoring grab tying the game at 17-17 with 2:45 remaining. As if one sprained ankle wasn't problem enough for Bjornson, he sprained his right ankle in the fourth quarter against Green Bay (11/18) and left the game, but not before he caught a career-long 25-yard reception and totaled three catches for 40 yards. With two sprained ankles, he was inactive when Dallas traveled to the N.Y. Giants (11/24), and he was limited in his playing time over the final four weeks of the regular season, recording one catch in each of the next three games. He was then deactivated in the regular-season finale at Washington (12/22). He returned to the starting line-up against Minnesota (12/28) in the NFC Wild Card Game and had three receptions for 16 yards, his first multiple reception game since the Green Bay game.

**1995:** After leading the team with 16 receptions in preseason, Bjornson missed the 1995 regular season opener at the N.Y. Giants (9/4) with a sprained left shoulder. He saw his first NFL game action the following week against Denver (9/10), recording his first career reception. The following week he matched that with an eight-yard reception against Arizona (9/24) when he lined up in some two-tight end situations. Twice during the 1995 season Bjornson recorded two receptions in a game, against San Francisco (11/12) and at Arizona (12/25). The Arizona game was also when Bjornson earned his first NFL start, replacing an injured Novacek and hauling in two passes for 22 yards including a season long, 16-yard grab. His four-yard catch on third down against Kansas City (11/23) gave Dallas a first down and kept alive a Cowboys touchdown drive. He also finished third among offensive players with six special teams tackles. A fourth-round draft choice (110th overall), Bjornson was the eighth tight end chosen, and he was taken with the highest pick ever used by Dallas on a University of Washington player.


**GAMES/STARTS** (regular season, playoffs): 1995 (14/1, 3/0), 1996 (14/10, 2/2). Total - 28/11, 5/2.

**COLLEGE:** As a senior, Bjornson earned second-team All-PAC 10 honors at wide receiver when he led the Huskies with 49 receptions, the fifth highest total in school history, for 770 yards and seven touchdowns. Bjornson was sixth in the PAC-10 in receptions and tied for second in touchdown catches while earning Academic All-PAC 10 and All-America honors. Bjornson spent most of his junior season at quarterback, starting the final three games of the season and posting a 2-1 record. At UCLA (10/16/93), he tossed the only touchdown pass of his career, an eight yarder, while quarterbacking and hauled in an 18-yard toss while lining up at receiver. After entering Washington as a quarterback, Bjornson redshirted the 1990 season and served as a backup to Billy Joe Hobert and Mark Brunell on the Huskies 1991 national championship team. As a sophomore, Bjornson first made the move to wide receiver. He was a member of Husky teams that amassed a 43-12 record from 1990-94, went to three Rose Bowls as the PAC-10 champion and captured the 1991 national title.

**PERSONAL:** Bjornson was born in San Francisco, CA and starred at Bishop O'Dowd High School in Oakland, where he was a three-year starter at quarterback while earning scholar-athlete awards from the Oakland Tribune and the National Football Foundation Hall of Fame with his 4.02 GPA. As a senior, he guided his team to a 10-1 record and the East Shore Athletic League title. He majored in sociology at Washington. Eric served as a celebrity escort in the annual Children's Cancer Fund Fashion Show this spring which raised over \$200,000 for pediatric oncology research. Eric lives in Irving with his Golden Retriever, Fletch.

## BJORNSON'S COWBOYS TOTALS

Year	Receiving			Long	TD	SINGLE-GAME BESTS
	No.	Yds.	Avg.			
1995	7	53	7.6	16	0	Receptions - 8 @ San Francisco, 11/10/96
1996	48	388	8.1	25	3	Receiving Yards - 54 vs. Indianapolis, 9/15/96
Totals	55	441	8.0	25	3	Long Reception - 25 yards vs. Green Bay, 11/18/96
<b>Playoffs</b>						
1996	4	23	5.8	7	0	



## Alundis Brice

**Cornerback**

**5'10" ★ 178 ★ 5/1/70**

**Mississippi**

**D4b for '95 ★ 3rd Year**

**29**

**PRO:** Returning to 100% health after a pair of unlucky injuries will be the primary goal of Alundis Brice in 1997. A late season knee injury in 1996 halted his progress at a critical stage in his development as a cornerback. He then sustained a fractured knee cap while rehabilitating his knee during the early months of the off-season. Battling the odds of unusual physical setbacks is nothing new to Brice. He entered the NFL in the spring of 1995 after sustaining a gunshot wound in the chest while playing the role of peacemaker in an on-campus altercation at Ole Miss. Brice's ability as a man-to-man coverage corner elevated him to the position of the third corner on the depth chart behind Deion Sanders and Kevin Smith. He possesses solid work habits, intelligence and mental toughness. He also has a nose for the ball and the natural instincts that enable him to make interceptions. Brice was a fourth round selection in the 1995 NFL Draft (129th overall).

**1996:** At Arizona (12/8) in his second career start at cornerback, Brice tore the anterior cruciate ligament in his right knee while playing for Deion Sanders who missed the first half with back spasms. Brice had registered three tackles in that win over the Cardinals before going down to injury on a play following a George Teague interception. Brice saw the majority of his action at corner earlier in the season while spelling Sanders, who was seeing duty on both sides of the ball. Prior to the injury at Arizona, he had seen action in all 13 Cowboys games. He recorded a career-high four tackles against the Giants (9/8) at Texas Stadium, while also registering a tackle for a loss of 18 yards following a fumble on a reverse by Giants receiver Amani Toomer.

**1995:** Brice earned his first NFL start under fire as the Cowboys traveled to Oakland (11/19) to face the Raiders and their talented corps of speedy receivers. Brice started in place of Larry Brown, who had missed the week of work because of a family tragedy. Brice registered three tackles in the game, while turning in a solid performance that validated his ability to step into a tough spot and perform under pressure. He saw his first NFL action in the victory over Denver (9/10), recording two tackles from the right cornerback spot. Two weeks later, he picked up his first NFL interception in the Cowboys 34-20 victory over the Cardinals (9/24). The theft came off of Arizona's Dave Kreig while Brice was working in the prevent defensive alignment right before halftime. Brice earned most of his rookie playing time as a member of the Cowboys special teams, and he led the team in kicking game tackles with three in the Cowboys win over Philadelphia (11/6). He also saw action as a member of the Cowboys nickel and prevent defense. For the season, he recorded nine tackles and four special teams tackles. After joining Dallas as a fourth-round draft choice, Brice made a big training camp impression in the final preseason game of the year (vs. Houston) - intercepting two passes and returning one for the game winning touchdown.

**GAMES/STARTS** (regular season, playoffs): 1995 (10/1, 3/0), 1996 (14/1, 0/0). Total - 24/2, 3/0.

**COLLEGE:** As a senior at Mississippi, Brice was a first-team All Southeastern Conference (second-team All America) selection, and he was also the third player in Ole Miss history to record at least seven interceptions in one season - a feat he accomplished both as a junior and a senior. As the Rebels left cornerback, he contributed 50 tackles and nine passes defended. After registering three interceptions in the first five games of the year, Brice picked off a pair of passes in each of the season's final two games (at Tulane and vs. Mississippi State). As a junior All-SEC selection at cornerback in 1993, Brice



returned two of his seven interceptions for touchdowns – becoming only the second player in school history to accomplish that feat. Brice was a key figure in the Rebels' leading all NCAA Division I schools in fewest total yards allowed in 1993 (234.5). He was used as a wide receiver as a sophomore and played in every game, but did not record a reception.

**PERSONAL:** The words character and courage have often been used to describe Brice. In the spring following his senior season of college football, Brice played the role of peacemaker during an on-campus altercation and was shot in the chest, with the bullet nearly hitting his heart. After 11 days in the hospital, including two days in critical condition, Brice began the long road to recovery and his status for the 1995 NFL Draft suddenly became very uncertain. His physical rehabilitation progressed at a dramatic rate, and the Cowboys used a fourth-round selection on Brice. In the spring prior to his senior season, Brice was selected as the Chuckie Mullins Courage Award winner, and the following fall he changed his jersey to No. 38 in honor of the former Rebel who was paralyzed while playing at Ole Miss. As a standout member of the Ole Miss track team, Brice registered personal best times of 10.75 (100 meters), 21.62 (200 meters) and 6.22 (55 meters). At Brookhaven (MS) High School, Brice was a first-team, Class 5A, All-State selection as a senior wide receiver and defensive back. He was also a three year letterman in track – winning the state title in the 200 meters. A social work major at Ole Miss, Brice was born on May 1, 1970 in Brookhaven.

BRICE'S COWBOYS TOTALS											
Year	Tackles			Sacks	Tkl/ Loss	QB Press.	Passes Def.	For. Fum.	Special Teams		
	Solo	Ast.	Tot.						Solo	Ast.	Tot.
1995	6	3	9	0.0	0	0	1	0	2	2	4
1996	10	1	11	0.0	1(-18)	0	0	0	1	0	1
Totals	16	4	20	0.0	1(-18)	0	1	0	3	2	5
<b>Playoffs</b>											
1995	1	0	1	0.0	0	0	0	0	0	0	0
<b>Pass Interceptions</b>											
Year	No.	Yds.	Avg.	Long	TD	<b>Single Game Bests</b>					
1995	1	2	2.0	2	0	Tackles – 4 vs. N.Y. Giants, 9/8/96 Interceptions – 1 vs. Arizona, 9/24/95					



## Alan Campos

**Linebacker**

**6'3" ★ 236 ★ 3/3/73**

**Louisville**

**D5b for '96 ★ 2nd Year**



**PRO:** Alan Campos enters his second NFL season with Dallas as a candidate to earn serious playing time at the weakside linebacker position. The departure of four-year starter Darrin Smith to free agency, and the additional loss of Jim Schwantz via free agency, has left the position wide open for a training camp battle that will definitely include Campos. The Dallas coaches like Campos' prospects as an every-down player because of his speed, temperament, aggressiveness and attitude. He is a player who, after a season of exclusive special teams action, has shown a willingness to work in the off-season and dramatic improvement as a result of that effort. He displayed his aggressiveness as a regular on the Cowboys special teams in 1996, and he is now ready to make the step up to contributing on the defense. Campos was a fifth round draft choice of the Cowboys in 1996 (167th overall).



**1996:** Campos saw action in all but one of the Cowboys 16 regular season games, and he registered nine special teams tackles for the Cowboys as a rookie. He was inactive with a sprained right knee when the Cowboys traveled to Arizona (12/8). He saw his only extended action at weakside linebacker in the second half of the season finale at Washington (12/22), where he recorded four tackles. He registered two special teams tackles in the loss to Indianapolis (9/15) and another pair in the playoff win over Minnesota (12/28).


**GAMES/STARTS:** (regular season, playoffs): 1996 (15/0, 2/0).

**COLLEGE:** As a senior starter at strongside linebacker for Louisville in 1995, Campos ranked second on the team in tackles with 97 stops (55 solos). He also made noise on the Cardinals' defensive statistical charts in sacks (two), passes deflected (nine), fumbles caused (three), fumbles recovered (one) and interceptions (three, one of which was returned 23 yards for a TD). During the 1995 season, he recorded double-figure tackle totals in five games, including a season-high 15 stops against North Carolina. In that same game against the Tar Heels, Campos raced 70 yards with a fake punt. He scored a touchdown on a 23-yard interception return in the season-ending game against North Texas State. Campos was also the team's second leading tackler during his junior season—collecting a career-best 123 stops, while also recording three fumble recoveries, two forced fumbles, two sacks and an interception.

**PERSONAL:** A sports administration major at Louisville, Campos is a native of Miami, FL, where he attended Palmetto High School. He was a first-team All-Dade County player as a senior, collecting 70 tackles and leading his team to a 9-3 record. Campos was born on March 3, 1973 in Miami.

## CAMPOS' COWBOYS TOTALS

Year	Tackles		Tot.	Sacks	Tk/ Loss	QB Press.	Passes Def.	For. Fum.	Special Teams		
	Solo	Ast.							Solo	Ast.	Tot.
1996	1	3	4	0.0	0	0	0	0	7	2	9
<b>Playoffs</b>											
1996	0	0	0	0.0	0	0	0	0	0	2	2



## Shante Carver

**Defensive End**

**6'5" ★ 253 ★ 2/12/71**

**Arizona State**

**D-1 for '94 ★ 4th Year**



**PRO:** Shante Carver spent his first two years as a professional working under – and learning from – Cowboys Pro Bowl defensive ends Charles Haley and Tony Tolbert. Carver's time to step into the spotlight has arrived as he has become an integral part of the Cowboys defensive end rotation. He has added size and strength as the result of his work in the weight room, and his physical development has paid dividends on the field. Touted as a speed pass rusher, Carver has developed into a versatile defender that plays the run well and is able to put pressure on opposing quarterbacks. This continued improvement in his productivity is being counted on by the Cowboys coaching staff in their long term defensive plans.

**1996:** Carver was an integral part of the Cowboys defensive end rotation in 1996, starting the final seven games of the regular season and both playoff games in place of the injured Charles Haley. After missing the first six games of the season due to a league imposed suspension, Carver recorded a career-high six tackles and a sack in his first



action of the year against Atlanta (10/20). Two weeks later, he registered five tackles and a tackle for a loss against Philadelphia (11/3). In his first start of the season, he helped limit San Francisco (11/10) to 128 total yards over the final three quarters by tallying three tackles and a career-high three quarterback pressures. In a Monday night battle against Green Bay (11/18), Carver finished with two tackles, two quarterback pressures, a sack and a pass defended. Against Washington (11/28), he registered four tackles and forced his first career fumble on the same play that he recorded his third sack of the season. He played one of his best games as a professional against Minnesota (12/28) in a wild card playoff game, recording a team-high five tackles, three quarterback pressures, a sack and a pass defended. The next week at Carolina (1/5/97), he tied his career-high with six tackles while adding a tackle for a loss and a quarterback pressure. Carver finished the postseason third on the team with 11 tackles while tying for the team lead with four quarterback pressures.

**1995:** Carver was able to fulfill a rare personal dream by participating in Super Bowl XXX (1/28/96) in the same Sun Devil Stadium where he starred as a defensive end for Arizona State. In the Cowboys victory over the Steelers in Super Bowl XXX, he compiled a then career-high five tackles. Carver was the Cowboys starting right defensive end in the divisional playoff win over Philadelphia (1/7/96) and the NFC Championship Game win over Green Bay (1/14/96). He made his third start of the year on Christmas night at Arizona (12/25), registering two tackles, two QB pressures and the first pass defended of his career. He tied his season-best tackle total against the Giants (12/17) with four after registering three tackles and a half sack at Philadelphia (12/10) the week before. Carver suffered a broken hand in the Cowboys loss to San Francisco (11/19). At San Diego (10/15), he recorded the first multiple sack game of his career with two and collected his first career fumble recovery, setting up Dallas' first touchdown. He earned a pair of mid-season starts in consecutive games against the Redskins (his first career start - 10/1) and Packers (10/8), and he contributed a season-best four tackles and a tackle for a loss in the 34-24 win over Green Bay.

**1994:** As a rookie defensive lineman on the NFL's top rated defensive unit, Carver found the prospects of extended playing time very thin. He played his first career NFL game in the season opening win at Pittsburgh (9/4). Carver was used in a limited capacity in close games against Houston (9/11) and Detroit (9/19), and he saw his most extensive playing time in mop-up duty at Washington (10/2). He recorded one solo tackle and one stop behind the line of scrimmage at RFK. Carver was selected with the 23rd overall pick in the 1994 NFL Draft.

**GAMES/STARTS** (regular season, playoffs): 1994 (10/0, 0/0), 1995 (16/3, 3/2), 1996 (10/7, 2/2). Total - 36/10, 5/4.

**COLLEGE:** As a senior in 1993, Carver was considered one of the nation's premier pass rushing talents as a standout performer in the pass-oriented Pacific-10 Conference. Carver recorded double-figure sack totals in each of his collegiate seasons: 10 as a freshman, 11 as a sophomore, 10 as a junior and 10 as a senior - closing out his Sun Devil career with 41 quarterback sacks for losses totaling 248 yards. In addition, he had 20-or-more quarterback pressures in all but his freshman year, while accounting for 59 tackles behind the line of scrimmage for losses totaling 299 yards. The most prolific pass rusher in Arizona State history, Carver had already shattered the school record for QB sacks by the end of his junior season. Following his senior season, he was an All-America selection, as well as being named All Pacific-10 Conference. Carver was his team's Defensive MVP in both his senior and junior seasons, while sharing the award as a sophomore. After being redshirted as a true freshman in 1989, Carver played in 44 straight games for the Sun Devils, starting 34.

**PERSONAL:** Carver was a 1989 graduate of Lincoln High School in his hometown of Stockton, CA. He played both defensive end and tight end at Lincoln and earned first-team all-state honors as a senior. He was also a fine basketball player in high school, who once collected 21 and 24 rebounds in consecutive games as a senior. Carver majored in criminal justice studies at Arizona State. His athletic exploits enabled him to earn a letter as a walk-on basketball player for the Sun Devils during the 1992-93 season. Carver hosts an annual golf tournament in Stockton, CA, with the proceeds from the tournament benefiting the Pop Warner Youth Football program in Stockton.





## CARVER'S COWBOYS TOTALS

Year	Tackles			Sacks	Tkl/ Loss	QB Press.	Passes Def.	For. Fum.	
	Solo	Ast.	Tot.						
1994	2	3	5	0.0	1(-2)	0	0	0	
1995	8	13	21	2.5	1(-1)	3	1	0	
1996	11	22	33	3.0	1(-6)	8	1	1	
Totals	21	38	59	5.5	3(-9)	11	2	1	
<b>Playoffs</b>									
1995	4	2	6	0.5	0	4	0	0	
1996	8	3	11	1.0	1(-1)	4	1	0	
Totals	12	5	17	1.5	1(-1)	8	1	0	
Year	Opponents' Fumbles Recovered				TD	SINGLE GAME BESTS			
	No.	Yds.	Avg.	Long		Tackles - 6 vs. Atlanta, 10/20/96 playoffs - 6 @ Carolina, 1/5/97	Sacks - 2 @ San Diego, 10/15/96	QB Pressures - 3 @ San Francisco, 11/10/96 playoffs - 3 vs. Minnesota, 12/28/96	
1995	1	0	0.0	0	0				
<b>Playoffs</b>									
1996	0	6	6.0	6	0				



## Tony Casillas

**Defensive Tackle**  
**6'3" ★ 278 ★ 10/26/63**  
**Oklahoma**  
**FA for '96 ★ 12th Year**

**PRO:** Tony Casillas returned to the Cowboys in 1996 after spending two seasons with the New York Jets. Casillas provided the Cowboys with needed depth in their defensive tackle rotation and was able to step into the starting line-up late last season. He is a tenacious run-stopper who brought veteran, championship leadership to a defense that finished the year as the third best unit in the league. His play helped the Cowboys run defense improve from 16th in 1995 to ninth in 1996. Casillas, originally Atlanta's first round selection in 1986, was a member of Dallas' Super Bowl XXVII and XXVIII championship teams.

**1996:** Casillas returned to the Cowboys on July 15 as a free agent and recorded 25 tackles, three quarterback pressures, two passes defended and a forced fumble. After missing the first half of training camp with a back injury, he saw his first action in the season opener at Chicago (9/2), contributing a pass defended and a quarterback pressure. He forced his 10th career fumble against Indianapolis (9/15) and registered a tackle and two pressures in extended playing time at San Francisco (11/10). Against Green Bay (11/18), he led all defensive linemen with a season-high five tackles. He earned his first start of the season at Arizona (12/8), recording three tackles. He registered three tackles against New England (12/15) and four tackles at Washington (12/22), starting both games. Casillas tied his season-high with five tackles and a quarterback pressure at Carolina (1/5/97) in a NFC Divisional Playoff Game.

**1995:** Casillas played in 11 games (starting five) for the Jets after undergoing back surgery during training camp to relieve a herniated disc problem. He missed the first four games of the season, but returned to start the next five games at left defensive tackle. He recorded 42 tackles and three sacks, tying his career high. Casillas recorded a season-high nine tackles to go with a sack at Carolina (10/15). He missed the St. Louis game (12/3) with a knee injury, but returned to record seven tackles at Houston (12/17).

**1994:** Casillas left Dallas in free agency for Kansas City, but failed to report to the Chiefs due to medical reasons. He signed with the New York Jets on Sept. 19. Casillas finished 11th on the team in tackles (56) and tied for fifth in tackles for a loss (six) despite playing in just 12 games. In his first game as a Jet, he recorded three tackles,



one tackle for a loss and one quarterback pressure against Chicago (9/25). He moved into the starting right defensive tackle spot at Cleveland (10/2) and registered five tackles and a pressure. He recorded a season-high nine tackles at Indianapolis (10/30), and against San Diego (12/18), he tallied seven tackles and four quarterback pressures.

**1993:** In his third season with the Cowboys, Casillas started 14-of-15 games for the Super Bowl champions and had 54 tackles, two sacks and a fumble recovery. He also tallied 13 tackles in three playoff games. He earned a game ball at Minnesota (12/12) with four tackles and a sack. In a game against Washington (12/26), Casillas registered four tackles and a sack. After elbow surgery in the preseason, he missed the season opener and did not start the following game.

**1992:** Casillas led Dallas' defensive tackles with 55 tackles while adding three sacks, a fumble recovery and 14 quarterback pressures in 15 starts. He led the team with three sacks and all defensive lineman with 12 tackles in the Cowboys postseason run to Super Bowl XXVII. In the NFC Championship Game at San Francisco (1/17/93), he had five tackles and three sacks.

**1991:** After being traded to the Cowboys from the Falcons in a training camp deal, Casillas finished the season with 61 tackles, 2.5 sacks and a forced fumble. In a playoff-clinching win at Philadelphia (12/15), he had his best day of the year, recording a season-high nine tackles and three quarterback pressures. Casillas earned a game ball against Cincinnati (10/13) with a seven tackle, one sack, one forced fumble performance.

**1990:** Casillas played in nine games and recorded 32 tackles (18 solo) and one sack after missing all of training camp in a contract dispute. He was suspended for two games by head coach Jerry Glanville. Against the Los Angeles Rams (12/23), he fractured his elbow.

**1989:** Casillas started all 16 games for the third time in four years, earning second team All-NFL honors from AP and second team All-NFC from UPI. He was second on the team with 132 tackles, while adding two sacks, three fumble recoveries and two forced fumbles. Against Green Bay (10/1), Casillas had a season-high 15 tackles.

**1988:** Casillas started all 16 games and was named an alternate to the Pro Bowl in 1988. For the season, he recorded 111 tackles, two sacks, a fumble recovery and a team-high three forced fumbles. Against San Francisco, he had a career-high 16 tackles. Casillas registered 10 or more tackles in four games.

**1987:** Casillas was named to the Pro Bowl as an alternate after finishing the season with 72 tackles, two sacks, one fumble recovery and one forced fumble in nine starts. Because of a stress fracture in his leg, he was forced to miss three games.

**1986:** After starting every game as a rookie, Casillas finished the season with 111 tackles, a sack, two forced fumbles and a fumble recovery. In his first NFL game (against New Orleans - 9/7), he led the team with nine tackles. Casillas was the second overall selection in the 1986 NFL Draft behind Bo Jackson.

**GAMES/STARTS** (regular season, playoffs): 1986 (16/16-Atl), 1987 (9/9-Atl), 1988 (16/16-Atl), 1989 (16/16-Atl), 1990 (9/0-Atl), 1991 (16/16, 2/2), 1992 (15/15, 3/3), 1993 (15/14, 3/3), 1994 (12/11-Jets), 1995 (11/5-Jets), 1996 (16/3, 2/2). Total - 151/121, 10/10 (Dallas 62/48, 10/10).

**COLLEGE:** Casillas was a two-time All-America and the Lombardi Award winner, given annually to the best lineman in college football, as a senior. As a member of the 1985 Oklahoma national championship team, Tony set a school record with 21 tackles for a loss on a defense that ranked #1 in the nation. Casillas was named the Big Eight Conference's Defensive Player of the Decade for the '80s.

**PERSONAL:** Tony earned his degree in communications. He has served as a spokesman for the Austin (TX) Police Department on the dangers of gang involvement and is a popular role model for the Hispanic youths in the Dallas area. He has also been involved with the NFL Fact Program in New York and Dallas. Tony and his wife Tamara served as escorts for the annual Children's Cancer Fund Fashion Show benefiting pediatric oncology research and treatment. Casillas was a standout football and baseball player at East Central High School in his hometown and birthplace of Tulsa, OK. Tony, an avid golfer, is interested in an acting career. Tony and Tamara live in Coppell, TX.



## CASILLAS' NFL TOTALS

Year	Solo	Tackles		Sacks	Tk/ Loss	QB Press.	Passes Def.	For. Fum.
		Ast.	Tot.					
1986 (Atl.)	55	56	111	1.0	-	11	-	2
1987 (Atl.)	38	34	72	2.0	-	15	-	1
1988 (Atl.)	62	49	111	2.0	-	13	-	3
1989 (Atl.)	98	54	152	2.0	-	16	-	2
1990 (Atl.)	18	14	32	1.0	-	4	-	0
1991 (Dal.)	23	38	61	2.5	5(-17)	14	0	1
1992 (Dal.)	28	27	55	3.0	3(-9)	14	0	0
1993 (Dal.)	28	26	54	2.0	3(-10)	13	2	0
1994 (NYJ)	38	18	56	2.0	-	-	-	0
1995 (NYJ)	23	19	42	3.0	-	-	-	0
1996 (Dal.)	10	15	25	0.0	0	3	2	1
Totals	421	350	771	20.5	11(-36)	103	4	10
<b>Playoffs</b>								
1991 (Dal.)	1	3	4	0.0	0	1	0	0
1992 (Dal.)	6	6	12	3.0	1(-2)	3	0	0
1993 (Dal.)	5	8	13	0.0	0	1	0	0
1996 (Dal.)	4	3	7	0.0	0	1	0	0
Totals	16	20	36	3.0	1(-2)	6	0	0

## Opponents' Fumbles Recovered

Year	No.	Yds.	Avg.	Long	TD
1986 (Atl.)	1	0	0.0	0	0
1987 (Atl.)	1	0	0.0	0	0
1988 (Atl.)	1	0	0.0	0	0
1989 (Atl.)	3	0	0.0	0	0
1991 (Dal.)	1	0	0.0	0	0
1992 (Dal.)	1	3	3.0	3	0
1993 (Dal.)	1	0	0.0	0	0
Totals	9	3	0.3	3	0



## Billy Davis

**Wide Receiver**  
**6'1" ★ 205 ★ 7/6/72**  
**Pittsburgh**  
**FA for '95 ★ 3rd Year**

**PRO:** Billy Davis came to the Cowboys in 1995 as an unheralded and undrafted talent out of Pittsburgh, a long-shot to make the team at wide receiver. He went on to earn a roster spot in training camp with his football instincts and a valuable ability to play special teams, and two years later he is still showing coaches he has the ability to help this team in many areas. "Billy made this team on competitiveness and desire," says Cowboys Special Teams Coach Joe Avezzano. "He came to Dallas ready to do anything necessary to make this team, and he proved that he could play at this level." Davis has the size and strength to compete as a NFL wide receiver, and his versatility on special teams, providing the team an athletic coverage player, has proven to be an added bonus. With a second NFL season under his belt, he will be looking to provide the Cowboys with more offensive help while continuing to anchor one of the league's top special teams units.

**1996:** Despite missing three games with a broken bone in his right foot, Davis led all offensive players and tied for third on the team with 17 special teams tackles in 1996. He opened the season with two special teams stops against the N.Y. Giants (9/8), but on Sept. 11 he fractured the fifth metatarsal in his right foot in practice and underwent surgery on Sept. 12. He was then inactive the next three weeks against Indianapolis (9/15), at Buffalo (9/22) and at Philadelphia (9/30). He returned to the line-up against Arizona (10/13) and recorded two special teams tackles. In four of the next seven games, Davis would lead or tie for the team lead in special teams tackles. He tied for the lead with




two against Atlanta (10/20) and three against Philadelphia (11/3), and he led the team with three against Green Bay (11/18) and Washington (11/18). In addition, he helped limit Super Bowl XXXI MVP Desmond Howard of the Packers to a 4.7 yard average on three punt returns and a 20.0 yard average on six kickoff returns. He also helped limit the Redskins Brian Mitchell to two punt returns for four yards and three fair catches on seven punts. In the postseason, Davis was second on the team with three special teams tackles, including a team-high two at Carolina (1/5/97).

**1995:** Davis became the only rookie-free agent to make the team out of training camp when his play on special teams earned him a roster spot in 1995. He went on to finish fifth on the team with 16 special teams tackles, second among offensive players and rookies. With Davis' help, the Cowboys closed the 1995 season ranked seventh in the league in kickoff coverage, allowing just 19.5 yards-per-return. He started his career off in style, recording two special teams tackles at the N.Y. Giants (9/4) in a 35-0 Dallas win. He came back to lead the team in special teams tackles at Washington (10/1), recording another pair of tackles. In November, Davis tied for second on the team with a pair of special teams tackles against Philadelphia (11/6) and Kansas City (11/23). To show his versatility and a "team first" attitude during training camp, Davis also experimented with a move to safety over the final two weeks of the preseason before returning to wide receiver.

**GAMES/STARTS** (regular season, playoffs): 1995 (16/0, 3/0), 1996 (13/0, 2/0). Total - 29/0, 5/0.

**COLLEGE:** As a senior, Davis had the most productive season of his Pitt career, collecting a career-high 51 receptions to finish third on Pitt's all-time receptions list with 120 catches. With 731 receiving yards as a senior, Davis finished fifth on the Panthers' all-time receiving yardage chart with 1,680 career yards. He posted a career-high 10 receptions for 135 yards against Rutgers in the final game of his career, while leading the team with nine touchdown grabs. Davis finished third on the team with 24 receptions for a team-high 346 yards as a junior, and as a sophomore, he was the third leading receiver with 34 catches for 503 yards and three scores.

**PERSONAL:** William Augusta Davis III was an all-district, all-city and all-regional quarterback at Irvin High School in El Paso, TX, where he threw for 1,200 yards as a senior. He also punted and played defensive back. In the spring, he competed in the pole vault, 100-meter and 200-meter dashes. Davis majored in economics at Pitt.



## Wendell Davis

**Cornerback**

**5'10" ★ 183 ★ 6/27/73**

**Oklahoma**

**D-6 for '96 ★ 2nd Year**

**35**

**PRO:** Wendell Davis has the characteristics that Cowboys coaches like in their cornerbacks; an explosive burst out of his backpedal, speed to stay tight with receivers on deep routes and the ability to play the run well. He made his most significant contribution in 1996 on special teams, where he finished second among rookies in special teams tackles. Davis, the Cowboys sixth-round draft pick (207th overall) in 1996, will compete for playing time in Dallas' nickel and prevent defenses in 1997, as well as continue his special teams contributions.

**1996:** Davis saw most of his action as a rookie on special teams, finishing sixth on the team with 12 special teams tackles. Davis also saw action in the Cowboys secondary, tallying nine tackles and a pass defended. After starting the season on the practice squad, he was moved to the active roster Sept. 6. He recorded two special teams tackles against Arizona (10/13) and at Miami (10/27) before leading the team with three special teams



tackles against Philadelphia (11/3) – helping limit the Eagles to a 15.2 yard average on five kickoff returns. When Deion Sanders suffered back spasms and Alundis Brice tore his ACL at Arizona (12/8), Davis saw extensive playing time at cornerback, recording a career-high four tackles and a pass defended. Against New England (12/15), he helped limit Patriots return man Dave Meggett to a 15.6 yard average on five kickoff returns while registering two special teams stops. Davis tied his season-high with four tackles at Washington (12/22) while seeing extensive playing time at cornerback. He was inactive for both of the Cowboys playoff games with a sprained right knee suffered at Washington.

**GAMES/STARTS** (regular season, playoffs): 1996 (13/0, 0/0).

**COLLEGE:** Davis, who started his collegiate career at Coffeyville, Kan., Community College, finished his senior year at Oklahoma with 25 tackles, two tackles for losses and five passes defended. After transferring to Oklahoma and redshirting a year, Davis saw action in every game as a junior, recording 44 tackles, a tackle for a loss, two passes defended, an interception and a fumble recovery. Davis was an All-America honorable mention and was ranked by *SuperPrep* magazine as the third-best junior college player in the nation at Coffeyville Community College after recording 49 tackles, 17 passes defended and five interceptions in 1993.

**PERSONAL:** Davis was a two-time All-City linebacker for North High School in Wichita, KS, where he also contributed on the offensive side of the ball as a fullback. He was a three year starter and led the team in tackles as a junior and senior. The sociology major was also a member of the basketball and track teams.

#### W. DAVIS' COWBOYS TOTALS

Year	Tackles		Tot.	Sacks	Tkl/ Loss	QB Press.	Passes Def.	For. Fum.	Special Teams		
	Solo	Ast.							Solo	Ast.	Tot.
1996	6	3	9	0.0	0	0	1	0	4	8	12



## John Flannery

**Guard/Center**

**6'3" ★ 304 ★ 1/13/69**

**Syracuse**

**FA for '96 ★ 7th Year**

**63**

**PRO:** When the Cowboys acquired John Flannery in 1996, they obtained an offensive lineman with experience and versatility. Flannery's six years of NFL experience shows in his work habits and knowledge of the game. A former second-round draft pick of the Houston Oilers, Flannery is a strong, physical player who is capable of playing either guard or center, including deep snapping for punting and kicking situations. The Cowboys are looking for Flannery to provide valuable playing time along the interior of an offensive line that has allowed the three lowest sack totals in Cowboys history the past three seasons.

**1996:** Flannery signed with the Cowboys on Oct. 3 and spent the season strengthening his left knee, which was surgically repaired in 1995. He was inactive for 10 games before seeing fourth quarter action at center in the season finale at Washington (12/22).

**1995:** Flannery missed the 1995 season while recovering from training camp surgery to repair the anterior cruciate ligament in his left knee. He originally injured the knee in training camp before the 1993 season.

**1994:** Flannery started all season at left guard and helped the Oilers finish the season with the NFL's 12th ranked rushing offense (1,682 yards). It was the first time in his career he had started all 16 games. He missed some playing time at Dallas (9/11) with a finger injury and at Cleveland (11/27) with a knee injury.



**1993:** A torn anterior cruciate ligament in his left knee, suffered on July 31 in training camp, landed Flannery on the reserve/injured list for the entire 1993 season. He underwent reconstructive surgery on Aug. 24 and spent the season rehabilitating the knee.


**1992:** Flannery appeared in 15 games, making two starts at left guard, playing along the offensive line, on special teams and serving as backup deep snapper. He saw action at left guard, right guard and center against San Diego (9/27). He started at left guard at Cincinnati (10/11), helping the offensive line not surrender a sack. At Denver (10/18), he again started at left guard as the Oilers racked up 407 yards of offense against the Broncos. He injured his left knee returning a short kickoff against Cleveland (11/8) and missed the next game at Minnesota (11/15). Flannery had arthroscopic surgery on the knee during the off-season (1/19/93).

**1991:** Flannery played in 16 games, starting the first nine at right guard after moving out from center. He earned first-team All-Rookie honors from the Pro Football Writers of America, *College and Pro Football Newsweekly*, *Football News*, and *Football Digest*. The Oilers, with the third of three second-round picks, drafted Flannery in 1991 (44th overall).

**GAMES/STARTS** (regular season, playoffs): 1991 (16/9, 2/0-Hou.), 1992 (15/2-Hou., 1/0), 1993 (IR-Hou.), 1994 (16/16-Hou.), 1995 (IR-Hou.), 1996 (1/0, 0/0). Total - 48/27, 3/0 (Dallas-1/0, 0/0).

**COLLEGE:** Flannery was touted as the top center in the 1991 draft after a four-year career at Syracuse. As a senior, the co-captain was an All-Big East selection and a semi-finalist for the Outland and Lombardi trophies. He was a *Football News* All-America as a junior after earning All-Big East honors as a sophomore when he moved from guard to center. Flannery started 10 games at guard as a freshmen after redshirting his first year at Syracuse.

**PERSONAL:** John Joseph Flannery lettered in football and wrestling at Pottsville, PA, Area High School. He played center and defensive tackle for the football team and won the state heavyweight wrestling title as a senior. John, who earned his degree in Political Science from Syracuse, and wife Kristine have donated considerable time to the Multiple Sclerosis Foundation.



## Jason Garrett

**Quarterback**

**6'2" ★ 195 ★ 3/28/66**

**Princeton**

**FA for '93 ★ 5th Year**



**PRO:** Jason Garrett has become a valuable commodity to the Dallas Cowboys as a back-up quarterback. He is responsible for relaying plays from Offensive Coordinator Ernie Zampese to Troy Aikman in the huddle, as well as serving as the team's third quarterback. Garrett is probably best remembered for leading Dallas to a Thanksgiving Day, come-from-behind victory over the Green Bay Packers in 1994. Garrett, who has played in the NFL, Canadian Football League and the World League of American Football, went undrafted in 1989. He worked his way onto the Cowboys active roster after a season on the Dallas practice squad and a season on the New Orleans practice squad, sandwiched around a coaching stint at Princeton and playing in the CFL and World League.

**1996:** Garrett, who was active but did not play at Philadelphia (9/30) and against Arizona (10/13), was inactive for 13 regular-season games and one postseason game in 1996. He led three fourth quarter drives at Washington (12/22), completing all three of his passes for 44 yards and guiding Dallas to its only touchdown of the day. He saw his first career postseason action against Minnesota (12/28) in a wildcard playoff game, leading the Cowboys to a field goal on two-of-two passing for 14 yards.



**1995:** Garrett was inactive as the third quarterback in 18-of-19 games in 1995. His only game action was in the fourth quarter against San Francisco (11/12) when Aikman (bruised left knee) and Wade Wilson (lacerated left hand) were both injured. Garrett completed four-of-five passes for 46 yards, including an eight-yard touchdown pass to Michael Irvin.

**1994:** After being inactive for the first 10 games, Garrett saw action against Washington (11/20), replacing Aikman (sprained knee) and Peete (sprained thumb), who were injured during the game. Garrett was one-of-five for four yards in finishing out the Dallas win. In only his second NFL start, he led Dallas to a 42-31 come-from-behind victory against Green Bay (11/24) with a club record 36 second-half points. He led the team to scores on six consecutive drives, including five straight second-half touchdowns, after the Packers had taken a 17-3 lead. He finished the day 15-of-26 for 311 yards, two touchdowns and one interception. Garrett received a game ball from the coaches, earned NFC Offensive Player of the Week honors and was the NFL/Miller Lite Player of the Week.

**1993:** Garrett moved onto the active roster in 1993, and he moved ahead of Hugh Millen on the depth chart after passing for 549 yards and three touchdowns in the pre-season. Garrett played in his first NFL regular-season game in the season opener at Washington (9/6). His first critical playing time came in the middle of the third quarter against the N.Y. Giants (11/7) when Aikman strained his left hamstring. Garrett went on to orchestrate two scoring drives and completed five-of-six passes for 34 yards. The following week against Phoenix (11/14), Garrett earned his first NFL start in the Cowboys 20-15 win. He moved into the third quarterback spot and was deactivated for the final seven regular season games and all three postseason games with the mid-November signing of Bernie Kosar from Cleveland.

**1992:** Garrett attended training camp with Dallas, but he was released on the final roster cut, signing onto the practice squad the following day. Garrett started the year with San Antonio of the World League, but was released so he could sign with Dallas.

**1991:** Garrett opened the World League season as the starting quarterback for the San Antonio Riders, but he suffered a separated shoulder in the season opener. He rebounded to complete 60-of-113 passes for 609 yards, three touchdowns and three interceptions. Following his World League season, he joined the Ottawa RoughRiders of the Canadian Football League for 13 games, seeing very limited action.

**1989-90:** After going undrafted in the 1989 NFL Draft, Garrett signed with New Orleans as a free agent and spent the year on the Saints' developmental roster before being released prior to the 1990 season. He spent 1990 as an assistant coach at Princeton before joining the World League in the spring of 1991.

**GAMES/STARTS** (regular season, playoffs): 1993 (6/1, 0/0), 1994 (4/1, 0/0), 1995 (1/0, 0/0), 1996 (1/0, 1/0). Total - 12/2, 1/0.

**COLLEGE:** An honorable mention All-America selection at Princeton as a senior, Garrett established NCAA Division 1-AA records for single-season completion percentage (68.2%) and lowest percentage of passes intercepted (1.0%). As the 1988 Ivy League Player of the Year, Garrett completed 204-of-299 passes for 2,217 yards, 12 touchdowns and three interceptions. Despite playing only two seasons at Princeton, Garrett finished his career second on the school's all-time passing list with 4,274 yards, including a career-high 309 yards on 25-of-31 passing against Lehigh as a junior.

**PERSONAL:** Garrett was an all-league safety and quarterback at University High School in Chagrin, OH. He also lettered in basketball and baseball, earning all-league honors in basketball. Born in Abington, PA, to Dallas Cowboys scout Jim Garrett, Jason and his family followed his father's coaching career with stops in Pennsylvania, Florida, Dallas, New Jersey, Houston, New Orleans and finally Cleveland. Jason has seven brothers and sisters, including Judd, an assistant coach with New Orleans, and John, an assistant coach with Cincinnati. Jason is very active in the community, visiting patients at Children's Medical Center of Dallas monthly and holding a summer youth football camp benefiting Spina Bifida Association and Irving Infant Intervention Center. Jason earned his degree in history from Princeton, where he met his wife, Brill, also a graduate of Princeton. Jason and Brill served as model escorts for the annual Children's Cancer Fund (of Dallas) Fashion Show.



## GARRETT'S COWBOYS TOTALS

Year	Passing						Sacks/ Yards	Rating
	Att.	Comp.	Yards	Pct.	TD	Int.		
1993	19	9	61	47.4	0	0	16	54.9
1994	31	16	315	51.6	2	1	68	95.5
1995	5	4	46	80.0	1	0	24	144.6
1996	3	3	44	100.0	0	0	32	118.8
Totals	58	32	466	55.2	3	1	68	91.6


## Playoffs

1996	2	2	14	100.0	0	0	12	0/0	95.8
------	---	---	----	-------	---	---	----	-----	------

Year	Rushing				
	No.	Yds.	Avg.	Long	TD
1993	8	-8	-1.0	0	0
1994	3	-2	-0.7	0	0
1995	1	-1	-1.0	-1	0
Totals	12	-11	-0.9	0	0

## SINGLE-GAME BESTS

Passing Yards - 311 vs. Green Bay, 11/24/94  
 Attempts - 26 vs. Green Bay, 11/24/94  
 Completions - 15 vs. Green Bay, 11/24/94  
 Touchdowns - 2 vs. Green Bay, 11/24/94



## Randall Godfrey

**Linebacker**

**6'2" ★ 237 ★ 4/6/73**

**Georgia**

**D-2b for '96 ★ 2nd Year**



**PRO:** When the Cowboys drafted Randall Godfrey in 1996, they were looking for an aggressive linebacker that could provide depth in the linebacking corps and contribute on special teams. Godfrey provided more than depth as he earned the starting strongside linebacker job midway through the season. He became the first rookie to earn a regular starting job on defense since Darrin Smith in 1993 and the first rookie to start at strong-side linebacker since Randy Shannon in 1989. Godfrey is an active linebacker who fills the rushing lanes forcefully and possesses the quickness and speed to cover running backs and tight ends in pass patterns. He has the ability to be a consistent playmaker for the Cowboys as his style of play fits the Dallas defensive scheme.

**1996:** Most of Godfrey's playing time during the first half to the season came with the Cowboys special teams units. He recorded his first career special teams tackle against the N.Y. Giants (9/8). At Philadelphia (9/30), he knocked away a pass intended for Eagles running back Ricky Watters in the end zone to prevent a touchdown while playing linebacker in the Dallas goal-line defense. Godfrey led the team with three special teams tackles at Miami (10/27), and he registered two special teams tackles against Philadelphia (11/3) and at San Francisco (11/10). When he moved into the starting line-up against Green Bay (11/18), he became the first rookie to start at strongside linebacker for Dallas since Randy Shannon started against San Francisco on Oct. 15, 1989. Godfrey recorded four tackles in his debut against the Packers. He registered a career-high nine tackles the next week at the N.Y. Giants (11/24). At Arizona (12/8), Godfrey ran down Cardinals running back Leeland McElroy following a 32-yard run and forced a fumble that Deion Sanders recovered to set up Dallas' only touchdown. He also added five tackles against the Cardinals. Godfrey recorded three quarterback pressures and three tackles against New England (12/15) before tying his career-high with nine tackles at Washington (12/22). He recorded one tackle against Minnesota (12/28) in a wild card playoff game before suffering a sprained right ankle in the second quarter. His ankle injury forced him to miss the divisional playoff game at Carolina (1/5/97) the next week. Godfrey, only the fourth Georgia Bulldog drafted by Dallas, was a second-round (49th overall) selection.





**GAMES/STARTS** (regular season/ playoffs): 1996 (16/6, 1/1).

**COLLEGE:** Godfrey, a preseason All-America as a senior, missed four games with a severely pulled hamstring, but finished the season with 35 tackles, three tackles for losses and two passes defended. As a junior, Godfrey finished second on the team with 102 tackles, two sacks, 10 tackles for losses, five passes defended and a fumble recovery. He also recorded a career-high 19 tackles against Tennessee (9/10/94). A first-team All-SEC choice as a sophomore, Godfrey led the Bulldogs with 114 tackles, and he registered double digit tackle totals in five games. Godfrey was named SEC Freshman of the Year, Freshman All-SEC and Freshman All-America in 1992 as he became the first true freshman in Georgia school history to lead the team in tackles (114). Godfrey finished seven games with double digit tackles as a freshman.


**PERSONAL:** Godfrey was a *USA Today* and *Super Prep* magazine first-team All-America, as well as Class AAAA all-state and all-south first-team after leading Lowndes County High in Valdosta, GA, with 111 tackles, six sacks, two interceptions and four passes broken up as a senior. He also lettered in track and was the basketball team's MVP. While attending Georgia, the Consumer Economics major was a volunteer speaker at Barrow Elementary School in Athens, Ga., educating children on the importance and interrelation of fitness and education.

#### GODFREY'S COWBOYS TOTALS

Year	Tackles		Tot.	Sacks	Tkl/ Loss	QB Press.	Passes Def.	For. Fum.	Special Teams		
	Solo	Ast.							Solo	Ast.	Tot.
1996.....	21	10	31	0.0	1(-1)	5	1	1	8	1	9
<b>Playoffs</b>											
1996.....	1	0	1	0.0	0	0	0	0	0	0	0

#### SINGLE-GAME BESTS

Total tackles - 9 @ N.Y. Giants, 11/24/96; and @ Washington, 12/22/96  
Solo tackles - 7 @ Washington, 12/22/96  
Assists - 4 @ N.Y. Giants, 11/24/96  
QB Pressures - 3 vs. New England, 12/15/96



## Shane Hannah

**Guard**

**6'5" ★ 320 ★ 10/21/71**

**Michigan State**

**FA for '97 ★ 2nd Year**

**64**

**PRO:** The 63rd player selected in the 1995 NFL Draft (second-round), Shane Hannah returns to the Cowboys in 1997 after sitting out the 1996 season. Following a rookie season that was lost to the rehabilitation of a right knee injury, Hannah chose to leave football in 1996. A year away from the game left an impression on Hannah, who re-joined the Cowboys on March 20. He possesses the size and style of play that makes him a comfortable fit in the Cowboys offensive scheme. Hannah moves well for a player of his physical stature, and he has the quick hands that will assist him in developing as a professional pass blocker. After a solid offseason of weight work, Hannah hopes to provide the Cowboys depth at either guard position this season.

**1996:** After reporting to camp with the team, Hannah left camp on July 19 and was released. He returned home and did not play football in 1996.


**1995:** Hannah's entire rookie year was spent on the injured reserve list following a season-ending knee injury that required surgery and a comprehensive rehabilitation program. He suffered a torn lateral meniscus and sprained posterior cruciate ligament in the



first preseason game of the year against Buffalo (7/29). He then underwent arthroscopic surgery on Aug. 4 and was placed on the injured reserve list on Aug. 27.

**COLLEGE:** Hannah earned the starting left tackle position in the second game of his redshirt freshman year and held it for the remainder of his collegiate career at Michigan State. Hannah was named second team All-Big Ten following his senior season. As a junior in 1993, Hannah was named the team's recipient of the Gerald R. Ford "Up Front Award" that is given to the school's top offensive lineman. As the lead man on a line that helped the Spartans average 365 yards-per-game in total offense, Hannah was also tabbed second team All-Big Ten. He did not allow a single sack all season long from his left tackle spot while helping Michigan State to a 6-5 regular season mark and a berth in the Liberty Bowl. As a sophomore in 1992, he helped the Spartans to a rushing average of 180 yards-per-game. As a redshirt freshman in 1991, he earned his first collegiate start under fire in the second game of the year at Notre Dame.

**PERSONAL:** Hannah was one of the most highly recruited linemen in the country after playing at Valley View High School in Germantown, OH. He was selected the Ohio Division III high school Lineman of the Year after leading his team to an 8-2 record as a senior. He was also a standout in basketball and track, setting school records in basketball (23 rebounds in one game) and the discus (153' 6"). Hannah, a physical education/exercise science major at Michigan State, was born on Oct. 21, 1971 in Dayton, OH.



## Darryl Hardy

**Linebacker**

**6'2" ★ 230 ★ 11/22/68**

**Tennessee**

**FA for '97 ★ 2nd Year**



**PRO:** In Darryl Hardy, the Cowboys have a solid blend of size, speed and quickness in a well-rounded linebacker. His natural football instincts also serve him well on special teams. Hardy will be counted on to provide depth on defense and special teams in 1997 as Dallas works to overcome the free agency departures of Darrin Smith, Jim Schwantz and Godfrey Myles.

**1996:** Hardy went to camp with Dallas in 1996 but injured his left knee in a preseason game against Oakland (7/27). He would ultimately require arthroscopic surgery on Aug. 2, and was then released before the start of the regular season.

**1995:** The Cowboys claimed Hardy off waivers from Arizona on Oct. 3 in an effort to upgrade their special teams. Although he was inactive six of the first eight games after joining Dallas, Hardy tied for second on the team with two special teams tackles at Arizona (12/25). He saw his first action in a Cowboys' uniform playing on special teams at Atlanta (10/29). Prior to being waived by the Cardinals on Oct. 2, Hardy had seen action in all five games, recording one tackle on defense and two on special teams.

**1994:** Hardy was with Dallas during training camp in 1994 but was released on Aug. 4. He was claimed by Arizona at that time and spent the first 15 weeks of the season on the Cardinals practice squad. He was elevated to the 53-man roster for the Cards season finale but was a game day deactivation.

**1993:** Hardy went to camp with the Falcons but was released on Aug. 24. He did not play in the NFL the remainder of the year.


**1992:** Originally a 10th-round draft choice (270th overall) of the Atlanta Falcons, Hardy was released by the club on the final cutdown, but re-signed to the practice squad, where he spent the season.

**GAMES/STARTS** (regular season/playoffs): 1994 (0/0-Ariz.), 1995 (5/0-Ariz.; 5/0, 0/0-Dallas). Total - 10/0, 0/0 (Dallas - 5/0, 0/0).



**COLLEGE:** Hardy finished his career at Tennessee as the school's ninth-ranked all-time tackler with 227 solo stops. An All-Southeastern Conference and honorable mention All-America linebacker as a senior, Hardy accumulated 318 tackles, 20 stops for a loss, five fumble recoveries, five forced fumbles, 4 interceptions and five blocked kicks during his Volunteer career. His 20 tackles against Alabama as a sophomore ranked as the fourth highest single-game total in school history.

**PERSONAL:** Darryl Gerrod Hardy starred at tackle, center and tight end at Princeton High School in Cincinnati, OH. In his final prep game, he registered 15 tackles and 4.5 sacks in his only start at linebacker. He was born Nov. 22, 1968 in Cincinnati.



## Roger Harper

**Safety**

**6'2" ★ 223 ★ 10/26/70**

**Ohio State**

**T(Atl) for '96 ★ 5th Year**

**24**

**PRO:** Dallas will be counting on big things from Roger Harper in 1997 as he provides a veteran defender in the Cowboys nickel defense and a quality back-up at both strong and free safety. The big, swift defender is a physical open field tackler, with superb range, who plays strong against the run. With the free agent departure of George Teague, Harper will also fill the strong safety position when Darren Woodson moves to linebacker in the Dallas '45" defense. A proven commodity in the NFL, Harper started 34-of-42 games for the Falcons from 1993-95.

**1996:** The April 19 trade that brought Harper to the Cowboys from Atlanta for a fourth and fifth-round draft choice played a big part in the success of the Dallas defense that finished the season third in the NFL in total defense, second in pass defense. Harper led all non-starters with 33 tackles despite fracturing his right forearm in the club's Blue-White scrimmage and missing the first two games of the regular season. In his first action in a Dallas uniform, Harper picked-off a second quarter Jim Harbaugh pass against Indianapolis (9/15) to set up a Dallas touchdown. He then batted down a pass and had one tackle in the Dallas nickel package against Arizona (10/13). Against Atlanta (10/20), his former team, he recorded four tackles while working against the Run-and-Shoot offense. The next week he forced a fumble at Miami (10/27) to stop the Dolphins final drive. After Brock Marion suffered a fractured left scapula in the second quarter at San Francisco (11/10), Harper saw considerable action at free safety and recorded two tackles while helping limit the 49ers to 125 total yards in the second half. Also a valuable contributor on special teams, Harper recorded 11 special teams tackles on the season and led the team with three such stops against Washington (11/28). At Arizona (12/8), he led all defensive backs and was third on the team with six tackles. In one of his best games of the season, Harper helped the Dallas defense hold New England's Pro Bowl tight end Ben Coates without a catch when the Patriots (12/15) visited Texas Stadium. He broke up a fourth down pass to Coates at the Dallas 23-yard line to stop New England with 5:59 remaining in the game, helping to preserve a 12-6 win. Harper had also picked off a Drew Bledsoe pass late in first half to end another Patriots drive. In the regular season finale at Washington (12/22), Harper was second on the team with a season-high nine tackles. The NFC Wild Card Game against Minnesota (12/28) marked the second postseason game of his career, and he responded with four tackles, tying for second on the team.

**1995:** Harper rebounded from a broken forearm in 1994 to start the first 12 games of 1995 at free safety. He finished the season with 77 tackles, an interception and a forced fumble. Twice in 1995, Harper was a thorn in the side of the St. Louis Rams. In Week Six (10/12), Harper blocked a Scott McLaughlin field goal attempt in the second quarter that



was picked up by Kevin Ross and returned 83 yards for a touchdown. In that game, Harper led the team with a career-high tying 13 tackles. In a Week 11 rematch with St. Louis (11/19), he intercepted a Mark Rypien pass and led the team with eight tackles. Against Dallas (10/29), Harper recorded 10 tackles, and two weeks later against Buffalo (11/12), he logged nine more stops.

**1994:** Harper was excelling in his first full season as a starter in 1994 before suffering a broken right forearm in Week 10 action at New Orleans (11/13). He had just intercepted his first NFL pass, leading to a Falcons touchdown, when he fractured the arm. Early in the season against Kansas City (9/18), Harper recorded seven tackles and then reeled off eight stops each against the Redskins (9/25), Rams (10/2) and Bucs (10/9) over the next three weeks. He also came up with an eight tackle game in helping the Falcons knock off the eventual AFC Champion Chargers (11/6).

**1993:** Originally a second-round draft choice (38th overall) by Atlanta in 1993, Harper started 12 games as a rookie, recording 112 tackles and earning a place on the NFL's all-rookie team. He finished fifth on the team in tackles while adding 15 special teams stops (fourth-best). In his first NFL game, Harper led the Falcons with three special teams tackles. He broke into the starting lineup in Week Four against Pittsburgh (9/27) and promptly delivered with 10 tackles. He came back the next week to post another 10 stops at Chicago (10/3). In a Week Seven contest against the Rams (10/14), he sealed an Atlanta victory by knocking down a fourth down pass on the goal line in a 30-24 win. His personal-best day came against the Browns (11/28) when he amassed 13 tackles, a forced fumble and a fumble recovery.

**GAMES/STARTS** (regular season, playoffs): 1993 (16/12-Atl.), 1994 (10/10-Atl.), 1995 (16/12, 1/0-Atl.), 1996 (14/0, 2/0). Total - 56/34, 3/0 (Dallas 14/0, 2/0).

**COLLEGE:** An All-Big 10 strong safety, Harper spearheaded the Ohio State secondary and became the second safety taken in the 1993 draft after Patrick Bates of Texas A&M was chosen by the Raiders. Harper started every game his last two years for the Buckeyes, collecting 118 tackles (75 solo) and seven interceptions. He entered the NFL after his junior year, a year in which he led an 8-2-1 Ohio State squad with four interceptions. As a sophomore, he picked off a Drew Bledsoe pass and ran it back 42 yards for a touchdown, earning *Sports Illustrated* Player-of-the-Week honors.


**PERSONAL:** An All-Ohio selection by both Associated Press and UPI as a senior at Independence High School in Columbus, OH, Harper was named the prestigious winner of the James A. Rhodes Trophy in 1988 as the state of Ohio High School Player-of-the-Year. He gained over 1,600 yards in total offense as a senior wingback and returner, with an average of 16.5 yards per-catch. A versatile athlete, he was also an all-state basketball player and co-captain of both sports. Harper is also an avid cyclist. A communications major at Ohio State, Roger has a six-year-old daughter, Chantez.

## HARPER'S NFL TOTALS

Year	Tackles			Sacks	Tk/ Loss	Passes		For. Fum.	Special Teams		
	Solo	Ast.	Tot.			QB Press.	Def.		Solo	Ast. - Tot.	
1993 (Atl.)	52	60	112	0.0	1	5	2	0	-	15	
1994 (Atl.)	41	16	57	0.0	0	3	3	0	-	1	
1995 (Atl.)	51	26	77	0.0	0	2	1	1	-	1	
1996	20	13	33	0.0	0	0	5	1	4	7 - 11	
Totals	164	115	279	0.0	1	10	11	2	4	7 - 28	
<b>Playoffs</b>											
1995 (Atl.)	0	0	0	0.0	0	0	0	0	-	0	
1996	3	1	4	0.0	0	0	1	0	1	2 - 3	
Totals	3	1	4	0.0	0	0	1	0	1	2 - 3	
<b>Pass Interceptions</b>											
Year	No.	Yds.	Avg.	Long	TD	<b>Opponents' Fumbles Recovered</b>					
1994 (Atl.)	1	22	22.0	22	0	Year	No.	Yds.	Avg.	Long	TD
1995 (Atl.)	1	0	0.0	0	0	1993 (Atl.)	1	0	0.0	0	0
1996	2	30	15.0	15	0	1994 (Atl.)	1	0	0.0	0	0
Totals	4	52	13.0	22	0	Totals	2	0	0.0	0	0

## Single Game Bests

Tackles - 13 twice, vs. Cleveland, 11/28/93 and @ St. Louis, 10/12/95  
Interceptions - 1 four times, last vs. New England, 12/15/96



## George Hegamin

**Tackle**

**6'7" ★ 331 ★ 2/14/73**

**North Carolina St.**

**D-3 for '94 ★ 4th Year**

**69**

**PRO:** George Hegamin, in only his seventh year of organized football, has developed into a solid, versatile offensive lineman who the Cowboys look to as one of their top backups. Hegamin has the versatility, and experience, of playing tackle or guard on either the left or right side. Entering his fourth season with the Cowboys, he is still developing his potential to be a dominating lineman, the potential that Offensive Line Coach Hudson Houck saw when Hegamin was drafted in 1994. With continued playing time, he will be an asset to an offensive line that has allowed the three fewest sack totals in franchise history the last three years (20 in 1994, 18 in 1995 and 19 in 1996).

**1996:** Hegamin spent the 1996 offseason playing for the 1996 World Bowl runner-up Frankfurt Galaxy in the World League, earning All-World League honors. He returned to the NFL in time for Cowboys training camp, where he worked at right tackle while Erik Williams recovered from foot surgery. Hegamin saw action at left tackle and left guard in the season opener at Chicago (9/2). He filled in for the injured Larry Allen at right guard during games against the N.Y. Giants (9/8), Indianapolis (9/15) and at Philadelphia (9/30). He saw his most extensive playing time against Atlanta (10/20), taking over at left tackle for the injured Mark Tuinei during the first quarter and remaining there the entire game. Hegamin filled in for Tuinei in the fourth quarter at Miami (10/27) and served as Dallas' third tight end at San Francisco (11/10). After seeing fourth quarter action for Tuinei against New England (12/15), Hegamin recorded his first NFL start at Washington (12/22) at left tackle in place of Tuinei, who was out with a sprained right knee.


**1995:** Hegamin was active but did not see action in the season opener at the N.Y. Giants (9/4). He was de-activated for the next 12 games. With the loss of Ray Donaldson and other injuries along the Cowboys offensive line, Hegamin was active but did not play in the final three games of the regular season. He saw his first game action of the year during the fourth quarter of Dallas' 30-11 divisional playoff victory over Philadelphia (1/7/96).

**1994:** Looking for a backup to Erik Williams, Hegamin spent the preseason working at right tackle. Playing behind one of the best tackles in the NFL, he was inactive for the first seven games of the season before suiting up at Cincinnati (10/30). He saw his first action the next week against the N.Y. Giants (11/7) and filled in during the fourth quarter two weeks later against Washington (11/20). Hegamin was de-activated for the remainder of the regular season and the playoffs. He was the 102nd player selected overall (third round) in the 1994 NFL Draft.

**GAMES/STARTS** (regular season/playoffs): 1994 (2/0, 0/0), 1995 (0/0, 1/0), 1996 (16/1, 2/0). Total - 18/1, 3/0.

**COLLEGE:** Redshirted as a freshman, Hegamin played on the scout team at defensive tackle, then made the move to offensive tackle during spring drills. As a redshirt freshman in 1992, Hegamin earned Freshman All-America honors and was named to the All-ACC second team. In 1993, Hegamin led a Wolfpack offensive line that surrendered only 14 sacks all season, the third lowest total in school history. Although he shared time at right tackle, Hegamin opened holes for an offense that averaged 397.1 yards and 24.6 points-per-game. He turned professional with two years of eligibility remaining.

**PERSONAL:** A sociology major, Hegamin lettered in football at Camden, NJ, High School, where he played in his first organized football game as a junior. As a senior, he was named All-America honorable mention by *USA Today*. He also was an unanimous All-State first team pick as a defensive lineman.



## Dale Hellestrae

**Guard/Center**

**6'5" ★ 291 ★ 7/11/62**

**SMU**

**T(Rai) for '90 ★ 13th Year**



**PRO:** Playing a position that only gets noticed when something goes wrong, Dale Hellestrae has been a pillar of consistency as the Cowboys deep snapper over the last seven years. Since his arrival, the Cowboys have not had a punt blocked or a snap fumbled in 452 regular-season punts, and they have not had a fumbled snap in 256 consecutive field goal attempts (regular and postseason). Hellestrae's precision snapping has led the Cowboys to record setting performances punting and kicking the football the past two seasons. He not only provides consistent, dependable snaps, but he also provides Dallas with a reliable back-up center and guard.

**1996:** Once again, Hellestrae's precise deep snapping led to exceptional kicking game performances in 1996. Kicker Chris Boniol broke his own team record by connecting on 27 consecutive field goal attempts while making 32-of-36 (88.9%) field goal attempts on the season to finish with the second highest percentage in the NFL. Boniol's 32 field goals set a new Cowboys record for field goals made in a season, helping him finish fifth in the NFL in scoring with 120 points. Punter John Jett established a career-high by averaging 42.6 yards-per-punt, and he finished sixth in the NFC by landing 29.7% (22-of-74) of his punts inside the 20 yard line. Hellestrae also recorded a special teams tackle at Philadelphia (9/30) and against Arizona (10/13).

**1995:** Hellestrae led the Cowboys special teams to record performances in 1995. Boniol established a Dallas team record by connecting on 96.4% (27-of-28) of his field goal attempts. Boniol accounted for 127 points, the most points ever by a Cowboys kicker, and ranked fifth in the NFL (among all players) in scoring. He also connected on 25 consecutive field goal attempts. Jett placed 17-of-53 punts (32.1%) inside the 20 yard-line, the third highest average in the NFC and eighth highest in the NFL. The only action Hellestrae saw with the offensive unit came in the fourth quarter against Philadelphia (11/6) when he replaced Ray Donaldson at center. Hellestrae recorded a special teams tackle against San Francisco (11/12), Washington (12/3) and at Philadelphia (12/10) before tallying one special teams tackle in Super Bowl XXX against Pittsburgh (1/28/96).

**1994:** Hellestrae once again led the special teams units to lofty NFL rankings. Jett ranked sixth in the NFC with a 41.9 average, while rookie kicker Boniol finished the year ranked fourth in the NFC and seventh in the NFL (among all players) with 114 points. Hellestrae saw fourth quarter action at center against Arizona (10/9) and took over at center in the third quarter against Philadelphia (10/16) when Mark Stepnoski suffered a sprained left ankle. Hellestrae filled in at left and right guard, in short yardage situations, after injuries hobbled Nate Newton and Derek Kennard against the N.Y. Giants (11/7). He also took over at left guard for Newton for a couple of plays against Washington (11/20). Hellestrae added five special team tackles to lead all non-defensive players.

**1993:** The Dallas special teams units were among the NFL's elite in a number of categories in 1993 as Jett finished the season third in the NFC in net punting (37.7), kicker Eddie Murray established a new Dallas single season record by hitting 28 field goals in only 14 games and Joe Avezzano was named 1993 Special Teams Coach of the Year by the NFL's special teams coaches. At the center of all these great performances was Hellestrae, the Cowboys deep snapper. Hellestrae ended the season with seven special teams tackles to lead all non-defensive players.

**1992:** With Hellestrae at center, the Cowboys special teams flourished. Kicker Lin Elliott had the most points (119) by an NFL rookie in seven years, and punter Mike Saxon



extended his regular-season string of consecutive punts without a block to 204. Hellestrae saw his only duty with the offensive unit when he played right guard against Chicago (12/27).

**1991:** He saw considerable action at center against Atlanta (12/22) when Stepnoski was injured in the first half, playing an important role in Dallas' 31-27 come-from-behind victory.

**1990:** Hellestrae was acquired from the Los Angeles Raiders on Aug. 20, 1990, for the Cowboys seventh round draft choice in 1991. Hellestrae, who has played every position on the offensive line during his pro career, backed up at both guard and center, while also deep snapping.

**1989:** He signed as a Plan B free agent with the Raiders after four seasons with Buffalo but spent 1989 on injured reserve after breaking his leg in training camp.

**1988:** Hellestrae had his most productive year in 1988 when he started at right guard in the final two games of the season and in the Bills' two playoff games, including the AFC Championship Game against Cincinnati.

**1987:** Hellestrae missed the 1987 season after being placed on injured reserve due to a hip injury.


**1986:** He played in the first two games before a broken wrist forced him to miss the next eight games.

**1985:** Drafted in the fourth round by Buffalo, Hellestrae missed the final 12 games of his rookie year with a broken thumb.

**GAMES/STARTS** (regular season, playoffs): 1985 (4/0-Buff), 1986 (8/0 Buff), 1987 (IR-Buff), 1988 (16/2, 2/2-Buff), 1989 (IR-Raid), 1990 (16/0), 1991 (16/0, 2/0), 1992 (16/0, 3/0), 1993 (16/0, 3/0), 1994 (16/0, 2/0), 1995 (16/0, 3/0), 1996 (16/0, 2/0). Total - 140/2, 17/2 (Dallas 112/0, 15/0).

**COLLEGE:** A four-year letterman and two-year starter for Southern Methodist University, Hellestrae earned All-Southwest Conference honors as a senior in 1984. The Mustangs tallied a 45-5-1 record during his stint there and participated in the Cotton, Sun and Aloha Bowls. While at SMU, he played his college home games in Texas Stadium.

**PERSONAL:** Dale Robert Hellestrae (HELL-u-stray) was an all-state pick at Saguaro High School in Scottsdale, AZ. He spent one year at the Marine Military Academy in Harlingen, TX, after high school. Dale earned his degree in business administration from SMU and now owns and operates a Cookie Bouquet franchise in Phoenix. He and his wife Brooke have two daughters, Hillary (2/17/92) and Kendyll (2/7/95).



## Chad Hennings

**Defensive Tackle**

**6'6" ★ 292 ★ 10/20/65**

**Air Force Academy**

**D-11 for '88 ★ 6th Year**



**PRO:** Since fulfilling his four years of required duty with the United States Air Force and reporting to the Cowboys in 1992, Chad Hennings has shown the National Football League why Dallas was willing to wait for his pass rushing ability. Over the past three seasons, Hennings has averaged 26.3 quarterback pressures-per-year, which ranks third on the team behind Pro Bowl defensive ends Tony Tolbert (33.6) and Charles Haley (30.0). Over that same period of time, Hennings has averaged 5.8 sacks-per-season, again behind only Haley (8.0) and Tolbert (7.5). Hennings' play has helped the Cowboys defense finish as one of the top three defenses in the league in two of the past three seasons (first overall in 1994 and third overall in 1996). This is the level of play the Cowboys were looking for when they selected him in the 11th round of the 1988 NFL Draft.



**1996:** Hennings stepped into the starting lineup at left tackle and recorded career-highs with 30 quarterback pressures and five tackles for losses. He tied for second on the team with 4.5 sacks while recording 51 tackles, two passes defended, two forced fumbles, a fumble recovery and a blocked kick. Hennings recorded a season-high seven tackles at Chicago (9/2) before registering six stops against the N.Y. Giants (9/8) while helping limit the Giants to 105 yards of total offense. Against Indianapolis (9/15), he led the team with four pressures while adding four tackles. He tallied five tackles and a tackle for a loss at Buffalo (9/22) and then recorded three tackles and 1.5 sacks at Philadelphia (9/30). Hennings recorded a career-high five quarterback pressures against Arizona (10/13), helping to limit the Cardinals to 120 net passing yards. He recorded two tackles, three pressures and a pass defended against Atlanta (10/20), and he registered four pressures against Philadelphia (11/3). Against Green Bay (11/18), he recorded three tackles, a sack, a tackle for a loss, a quarterback pressure and a forced fumble. Hennings blocked his first career field goal against Washington (11/28) while leading the team with four pressures. At Arizona (12/8), he recorded five tackles, a sack, a forced fumble, a batted pass and two pressures. He totaled four tackles and a fumble recovery against New England (12/15) before being inactive for the season finale at Washington (12/22) to rest his ailing elbows. Hennings tallied three tackles, a pass defended and a quarterback pressure against Minnesota (12/28) in a wild card playoff game before registering three tackles in the divisional playoff game at Carolina (1/5/97). Following the season, Hennings had surgery to remove loose bodies from both elbows.

**1995:** As an integral part of the Cowboys three tackle rotation, Hennings recorded a career-high 56 tackles while tying for the second on the team with 5.5 sacks and finishing third in quarterback pressures with 22. Against Denver (9/10), he deflected a second quarter John Elway pass that was intercepted, leading to a Dallas touchdown. He also recovered a fourth quarter fumble in the Broncos game, setting up a Cowboys field goal. Hennings tied his season high with four quarterback pressures against Green Bay (10/8), two weeks before logging five tackles at Atlanta (10/29). He got his first career start the next week against Philadelphia (11/6) and recorded six stops. Hennings established a career-high with nine tackles at Philadelphia (12/10) and contributed one and a half sacks while starting at right defensive tackle. He started at right tackle against the N.Y. Giants (12/17) and recorded four stops, a sack and three quarterback pressures. He started at left tackle at Arizona (12/25) and contributed four tackles while helping limit the Cardinals to 63 yards rushing. Hennings recorded his first career postseason sack against Philadelphia (1/7/96) to go along with three tackles and two quarterback pressures. He sacked Pittsburgh quarterback Neil O'Donnell twice to go along with two tackles in Super Bowl XXX (1/28/96).

**1994:** Hennings took advantage of the extra playing time created by the free agency departures of Jimmie Jones and Tony Casillas to set a career-high with 7.5 sacks and also added 27 quarterback pressures. His 7.5 sacks, second on the team, were the most sacks by a Dallas defensive tackle since Danny Noonan recorded 7.5 in 1988. Hennings received a game ball in the season opener when he recorded three tackles, three quarterback pressures and his first NFL sack at Pittsburgh (9/4). Against Philadelphia (10/16), he received another game ball for his two sack, two tackle, three quarterback pressure performance. He also added his first NFL fumble recovery against the Eagles. Hennings received his third game ball of the season against the N.Y. Giants (11/7) when he recorded four tackles, 1.5 sacks, three quarterback pressures and his first career forced fumble. He tied for the team lead and established a career high with four quarterback pressures against Washington (11/20).

**1993:** Hennings saw action in 13 games during 1993 and finished with 17 tackles and five quarterback pressures. He had two tackles against Green Bay (10/3) and saw considerable action at right tackle in third down passing situations at Philadelphia (10/31). The next week against the N.Y. Giants (11/7), Hennings played almost half of the defensive snaps at right defensive tackle, recording three tackles and three quarterback pressures. He registered three tackles while playing left tackle in passing situations against Phoenix (11/14) and recorded two tackles while relieving Casillas at left tackle against Philadelphia (12/6). In Super Bowl XXVIII against Buffalo (1/30/94), Hennings recorded a tackle, two quarterback pressures and a pass defended.





**1992:** Hennings, who had been away from football while serving a four-year Air Force commitment, made his return to the game in 1992. He was de-activated for the first five games and was in uniform for Kansas City (10/18), but did not play. Following his de-activation for the Raiders (10/25) and Philadelphia (11/1) contests, Hennings requested, and was granted, an opportunity to play on special teams. He tied for the team lead in special teams tackles and played some at defensive tackle against Detroit (11/18). He appeared some at defensive end against the Cardinals (11/22), N.Y. Giants (11/26), Eagles (1/10/93) and Bills (1/31/93). He had three additional tackles in the postseason.

**GAMES/STARTS** (regular season, playoffs): 1992 (8/0, 3/0), 1993 (13/0, 2/0), 1994 (16/0, 2/0), 1995 (16/7, 3/0), 1996 (15/15, 2/2). Total - 68/22, 12/2.

**COLLEGE:** The 1987 All-America and Outland Trophy winner at the Air Force Academy, Hennings set a Western Athletic Conference record with 24 sacks to earn WAC Defensive Player of the Year honors. As a senior against Wyoming in the season opener, Hennings had seven tackles, three sacks, one fumble recovery and three batted passes, including one that was intercepted.

**PERSONAL:** As a pilot of the A-10 tankbuster (also known as the "Warthog"), Hennings was stationed in London the two years preceding his arrival in Dallas. In the final days of the Gulf War, he escorted the planes that dropped supplies to the Kurds in northern Iraq and southern Turkey as part of "Operation Provide Comfort." He underwent pilot training at Sheppard Air Force Base in Wichita Falls, TX, approximately 100 miles northwest of Dallas. He is currently a Captain in the active reserves, serving as a Liaison Officer for the Air Force Academy. He is a native of Elberon, IA (pop. 150), where he grew up on a 900-acre farm. He was a two-time, all-state football player and state-champion wrestler at Brenton Community High School. A former member of the 4-H Club and Future Farmers of America, Hennings earned his degree in management at the Air Force Academy. In May of 1996, Hennings was a member of the first class inducted into the Independence Bowl Hall of Honor. Chad served as a model escort for the annual Children's Cancer Fund (of Dallas) Fashion Show. He and his wife Tammy have a son, Chase, and a daughter, Brenna.

## HENNINGS' COWBOYS TOTALS

Year	Solo	Tackles		Sacks	QB Press.	Tkl/Loss	Passes Def.	For. Fum.	Blk. Kicks
		Ast.	Tot.						
1992	1	1	2	0.0	0	0	0	0	0
1993	6	11	17	0.0	5	0	0	0	0
1994	25	10	35	7.5	27	3(-6)	1	1	0
1995	34	22	56	5.5	22	1(-1)	2	0	0
1996	31	20	51	4.5	30	5(-14)	2	2	1
Totals	97	64	161	17.5	84	9(-21)	5	3	1
<b>Playoffs</b>									
1992	0	0	0	0.0	1	0	0	0	0
1993	0	1	1	0.0	4	0	1	0	0
1994	2	2	4	0.0	3	0	0	0	0
1995	4	2	6	3.5	7	0	0	0	0
1996	4	2	6	0.0	1	0	1	0	0
Totals	10	7	17	3.5	16	0	2	0	0


## Opponents' Fumbles Recovered

Year	No.	Yds.	Avg.	Long	TD
1994	1	0	0.0	0	0
1995	1	0	0.0	0	0
1996	1	0	0.0	0	0
Totals	3	0	0.0	0	0

## SINGLE GAME BESTS

Tackles - 9 @ Philadelphia, 12/10/95  
 Solo Tackles - 6 @ Philadelphia, 12/10/95  
 Assists - 3 four times, last vs. N.Y. Giants, 9/8/96  
 QB Pressures - 5 vs. Arizona, 10/13/96  
 playoffs - 4 vs. Pittsburgh, 1/28/96  
 Sacks - 2 vs. Philadelphia, 10/16/94  
 playoffs - 2 vs. Pittsburgh, 1/28/96





## Tony Hutson

**Tackle/Guard**

**6'3" ★ 313 ★ 3/13/74**

**N.E. Oklahoma State**

**FA for '96 ★ 1st Year**


**66**

**PRO:** Tony Hutson enters the 1997 season with a good opportunity to earn a backup role at either the tackle or guard position. A great deal of hard work and a desire to overcome roadblocks have put him in the position to make the club. Just prior to the NFL Draft in 1996, he had a benign tumor removed from his lung, a condition that prevented Hutson from being drafted. He signed as a free agent with the Cowboys, and his dedication and work ethic have given him the chance to compete for a roster spot. The Dallas coaching staff likes the natural strength and outstanding foot quickness that Hutson possesses. He also displays very good balance.

**1996:** Hutson spent the entire regular season as a member of the Cowboys practice squad. He benefited from daily competition with Leon Lett, Chad Hennings and the rest of the Dallas defensive front. The year in training served as an excellent opportunity for Hutson to make the transition from small college football to the NFL. He was added to the Cowboys active roster for the Divisional Playoff Game at Carolina (1/5/97), but he was deactivated for game day.

**COLLEGE:** As a senior at Northeastern Oklahoma State, Hutson was NAIA All-America and an All-Oklahoma Intercollegiate Conference first-team choice. He was a key factor in the team averaging 203.2 rushing yards-per-game in 1995. Hutson also earned NAIA All-America and all conference honors as a junior when the Redmen rolled up an average of 214 rushing yards-per-game. Prior to attending Northeastern Oklahoma, Hutson was a two-time all conference selection at Kilgore (Texas) Junior College in 1992 and 1993.

**PERSONAL:** Hutson was an all-state, All-Greater Houston and all-district selection at MacArthur High School in Houston, Texas.



## Michael Irvin

**Wide Receiver**

**6'2" ★ 207 ★ 3/5/66**

**Miami**

**D-1 for '88 ★ 10th Year**

**88**

**PRO:** With each pass reception and receiving yard gained, Michael Irvin continues to add to his Dallas Cowboys records for career receptions (currently 591), yardage (9,500) and consecutive games with a reception (92). In all, Irvin owns 13 Cowboys receiving records, including nearly every major career or single-season standard. In the decade of the 1990s, Irvin's consistent ability to achieve at the highest level has clearly established his place among the game's elite receivers. He is currently ranked 17th in NFL history on the all-time reception list, and he is 15th in league history in terms of receiving yardage. Irvin is just 71 receptions shy of moving into the NFL's all-time top 10



list for pass receptions, and he is 1,216 yards short of moving into the all-time top 10 list for career receiving yardage. Irvin has been selected to five of the last six Pro Bowls, giving him two more Pro Bowl appearances than any other wide receiver in club history. He is the only Cowboys player to top 75 catches in five straight seasons (1991-1995), and his reception and yardage totals for five of the last six years represent the top five single season performances in club history: 1995 (111 receptions for 1,603 yards); 1994 (79 for 1,241), 1993 (88 for 1,330), 1992 (78 for 1,396) and 1991 (93 for 1,523). Irvin also stands alone as the club record holder in terms of most consecutive seasons leading the team in receptions (six, from 1991 to 1996) and most total seasons in leading the club in receptions (six). He has led or tied for the team lead in catches in 65 of the past 94 regular-season games. Including playoffs games, he has a catch of 20-yards-or-more in 97 of the 138 NFL games he's played, including 76 of the past 100 games. Irvin's career receiving average of 16.1 is the fourth highest in team history, and he is second on the club's all-time receiving touchdown list with 52 – trailing only Bob Hayes (71). Of his 591 regular-season career catches, 79 have gone for 20-29 yards, 25 for 30-39, 14 for 40-49, seven for 50-59 and nine for 60 yards-or-more. Irvin has a club record 39 career 100-yard receiving games, and the Cowboys have a 31-8 record when he tops the 100-yard mark. He has started 113 of the 124 regular season games (127 of 138 including playoffs) he's played since coming into the league in 1968. He has not missed a start due to injury since 1990. His performances in the postseason have been every bit as impressive as his consistent play throughout the regular season. His six career 100-yard receiving days in the postseason are a club record – a total that is just one shy of the NFL mark of seven by Jerry Rice. Irvin's 83 postseason receptions place him second in all-time NFL playoff history behind Rice (120). He currently has eight postseason touchdowns.

**1996:** Despite missing the first five games of the season as a result of an NFL suspension, Irvin went on to lead the Cowboys in receptions (64) and receiving yardage (962) for the sixth straight season. By leading the team in receptions for his sixth straight year, Irvin broke the club record he shared with Drew Pearson for most consecutive years as the team leader in catches. He also broke the club mark for most seasons as the team leader in receptions with six, another mark he had shared with Drew Pearson and Tony Hill. Over the course of the final 11 games of the season, Irvin accounted for more receiving yardage (962) than any other NFL player. During that same 11 game span, Irving Fryar (Eagles) had 958 yards receiving, while the Rams' Isaac Bruce had 937 yards. Only five receivers had more receptions than Irvin's 64 catches in that 11 game span. Irvin finished the year ranked 11th in the NFC in receiving yardage and 15th in receptions. In his first game action of the season, he tied for the team lead in receptions against Arizona (10/13) with five catches for 51 yards. The following week against Atlanta (10/20), he registered his first 100-yard receiving day of the year with 119 yards on a team-high seven receptions. Two of those receptions gave Dallas field position inside the Falcon five-yard line and set up a pair of Emmitt Smith touchdown runs. Irvin enjoyed one of the most productive days of his entire career at Miami (10/28) when he hauled in a career-high tying 12 receptions for 186 yards (the third highest yardage day of his career and the 13th best in club history). He also recorded one of his two touchdown receptions for the year against the Dolphins – a two-yard pass from Aikman that put the Cowboys ahead by a 22-10 score in the third quarter. With six catches for 88 yards at San Francisco (11/10), Irvin passed the 9,000 yard receiving mark for his career, becoming just the 17th player in NFL history to surpass that milestone. One week later against Green Bay (11/18), he moved past Charley Taylor (9,110 yards) into 16th on the NFL's all-time receiving yardage list when he led the team with 66 yards receiving on five catches. Irvin recorded the eighth best single-game yardage total in club history – and the second best outing of his career – at Arizona (12/8), racking up 198 yards on eight receptions for a 24.8 yards-per-catch average. In that win, Irvin moved past Raymond Berry (9,275) into 15th on the NFL's all-time receiving yardage list. He also entered the NFL's top-20 all-time reception list at 19th, passing Harold Jackson (579) and Mark Clayton (582). He registered the game-winning touchdown at Arizona (12/8) on a 50-yard reception that also moved him into second on the Cowboys receiving touchdown list with career score No. 52 – moving ahead of Tony Hill (51). In the regular season finale at Washington (12/22), Irvin moved past Harold Carmichael into 17th on



the NFL's all-time reception list with 591 career catches with one reception. In the first round playoff win over Minnesota (12/28), Irvin led the team with eight receptions for 103 yards – marking his sixth career 100-yard receiving game in postseason. The following week at Carolina (1/5/97), he suffered a sprained sternoclavicular joint in his right shoulder after making a 22-yard reception on the second play of the game. The injury forced him to miss the remainder of the loss to the Panthers.

**1995:** In helping the Cowboys to their third Super Bowl title in four years, Irvin enjoyed the finest season of his career, establishing several Dallas single-season and career receiving records while also setting an NFL record for 100-yard receiving games in a season with 11. Irvin set new team single-season marks for receptions (111), receiving yardage (1,603), consecutive 100-yard receiving games (7) and most 100-yard receiving games (11). In the Cowboys career records department, 1995 was a landmark season for Irvin as he established the following Dallas all-time standards: receptions (breaking Drew Pearson's old mark of 489), receiving yardage (breaking Tony Hill's mark of 7,988); consecutive games with a reception (Hill, 72) and 100-yard receiving games (Hill, 26). During the playoffs, Irvin also set new Dallas postseason records for career receptions (breaking Pearson's old mark of 67) and yardage (1,105). His 10 regular-season touchdown receptions in 1995 represent an Irvin career-best mark and the most by a Dallas receiver since Lance Rentzel had 12 in 1969. Irvin was selected to his fifth consecutive Pro Bowl, the most ever by a Dallas receiver, and he was also a finalist for the Miller Lite NFL Player of the Year Award. His 111 receptions placed him fifth in the final NFL standings, and his 1,603 receiving yards were fourth best in the NFL (fifth best single-season total in NFL history). Irvin also tied Drew Pearson's club mark by leading the team in receiving for the fifth consecutive year. Also, 88 of his 111 catches went for a first down. In the Cowboys' 27-17 win over Pittsburgh (1/28/96) in Super Bowl XXX, Irvin tied for the team lead with five receptions for a team-high 76 yards. He moved past Pearson's club mark of 1,105 career postseason receiving yards in the title game. In the NFC Championship Game against Green Bay (1/14/96), he caught seven passes for 100 yards and two first quarter scores, marking his fifth career 100-yard receiving day in postseason. During that 38-27 title game win over the Packers, he also became the club's all-time leader in postseason receptions, passing Pearson's record of 67, while also tying Pearson's club mark for touchdown receptions in the postseason with eight. Irvin set the NFL record for 100-yard receiving games in a season against Washington (12/3) in the 13th game of the year with 101 yards on 10 catches. Charlie Hennigan of the Houston Oilers set the previous mark of 10 100-yard receiving games in 1961. In that loss to the Redskins, Irvin also broke his own team record for catches in a single season of 93 (in 1991). He established the Cowboys career record for receiving yards in the loss to San Francisco (11/12). He also saw his streak of seven straight 100-yard games come to an end in the loss to the 49ers – tying the NFL record for consecutive 100-yard games with Charlie Hennigan and Bill Groman, who both established the mark while playing for Houston during the 1961 season. Against Philadelphia (11/6), he had tied that record with eight catches for 115 yards, his seventh-straight 100-yard game, and in the Cowboys 34-21 win at Oakland (11/19), Irvin eclipsed Pearson's club record for career receptions (489). In the season opener at New York (9/4), he tied Tony Hill's club record for career 100-yard games (26), by registering seven catches for 109 yards. Two weeks later at Minnesota (9/17), Irvin established a new club record for career 100-yard games (27) with eight catches for 107 yards. Against Green Bay (10/8), he had eight catches for a season-high 150 yards, while also establishing a new Dallas record for consecutive 100-yard games by picking up his fourth straight. Irvin previously shared that record with Rentzel. Against Kansas City (11/23), Irvin registered a season-high 11 catches, and his 121 yards against the Chiefs gave him his NFL record-tying 10th 100-yard receiving game of the season. Irvin's previous career best mark and the club record for 100-yard games in a season was seven in 1991. In the win over the Chiefs, Irvin also established a new personal-best for touchdown receptions in a season with nine, and he finished the year with 10. His previous career-high mark was eight touchdowns in 1991. In Atlanta (10/29), Irvin set a new team record for consecutive games with at least one reception (73). He closed the season by becoming the only player in Dallas history to record five consecutive seasons with over 50 receptions (1991-95).



**1994:** Irvin closed the season with a heroic effort in the NFC Championship Game that left Dallas just short of its third straight Super Bowl appearance. In the 38-28 loss at Candlestick Park (1/15/95), Irvin established Dallas postseason records for receptions (12) and yards (192). He tied Raymond Berry's NFC Championship Game record for receptions (12), while eclipsing Berry's title game mark of 178 yards. Irvin also had touchdown receptions of 44 and 10 yards against San Francisco. The previous week, Irvin led a trio of Dallas receivers who all surpassed the 100-yard receiving barrier in the Cowboys playoff win over Green Bay (1/8/95). Irvin hauled in six catches for 111 yards – joining Jay Novacek (104) and Alvin Harper (108) to mark just the second time in NFL history that three receivers from the same team went over 100 yards in a postseason game. During the regular season, Irvin led Dallas in receptions and yardage for the fourth straight year. He finished the regular season ranked eighth in the NFL in receiving yards (fifth in the NFC) with 1,241. He was also 13th in the NFL in receptions (eighth in the NFC) with 79. His six touchdown catches were second best on the team (Harper, 8), marking the first time since 1989 that Irvin did not lead Dallas in touchdown receptions. His five 100-yard receiving days were highlighted by a pair of 130-yard-plus outings against Pittsburgh (9/4) and Arizona (10/9). While working against Rod Woodson of the Steelers on opening day, Irvin registered eight catches for a regular-season high 139 yards. A month later against the Cardinals, he again had eight catches for 136 yards and a touchdown. Two weeks later in Phoenix (10/23), Irvin picked up his longest scoring reception of the year on a 65-yard bomb from Rodney Peete. He finished that day with five catches for 115 yards and two scoring receptions in the Cowboys 28-21 win. In the Cowboys' NFC East clinching effort at Philadelphia (12/4), Irvin averaged a career-high 29.3 yards-per-catch with four receptions for 117 yards and a score. In that victory at Veterans Stadium, Irvin eclipsed the 400 career catch barrier while surpassing 1,000 yards on the season for a club-record fourth straight year.

**1993:** Irvin finished second on the NFL receiving yardage chart with 1,330 yards (Rice, 1,503), and his 88 catches were good for third in the league behind Sterling Sharpe (112) and Rice (98). He collected five 100-yard receiving games, and he led or tied for the team lead in receptions or receiving yardage in 14 of the club's 19 games. He earned NFC Player of the Week honors while establishing a career-high for catches in a single game with 12 against San Francisco (10/17) – a total that tied him for the second highest single-game outing in club history. He also recorded a trio of consecutive 100-yard receiving games against Green Bay (155 on 10/3), at Indianapolis (112 on 10/10) and a season-high 168 against the 49ers (10/17). Irvin was limited to just two touchdown receptions in the first 11 games of the season, but added five more in the Cowboys five game winning streak down the stretch that secured the NFC Eastern Division crown. His seven scoring catches led the Cowboys for the fourth straight season. For the second straight season, Irvin led the Cowboys in postseason receptions (16) and receiving yardage (215), while picking up nine receptions for 126 yards and one touchdown in the divisional playoff win against Green Bay (1/16/94). He closed the year with a third straight Pro Bowl selection.

**1992:** Irvin finished second in the NFL in receiving yards and seventh in receptions, while topping all of the league's leading receivers with a yards-per-catch average of 17.9 (minimum of 52 catches). He added six 100-yard receiving games during the regular season, and the highlight of those outings was a career-high performance of 210 yards on eight catches (three touchdowns) against Phoenix (9/20). In that game, Irvin registered touchdown receptions of 41, four and a career-best 87 yards (fifth longest in club history). He also posted three consecutive 100-yard games against Phoenix, Philadelphia (105 on 10/5) and Seattle (113 on 10/11), while topping the century mark at Detroit (114 on 11/8), at home against the L.A. Rams (168 on 11/15) and at Washington (105 on 12/13). He recorded six catches in each of the three postseason games (18 total playoff receptions for 288 yards), and topped the year off with 114 yards and a pair of first half touchdown receptions in Super Bowl XXVII. He averaged better than 20 yards-per-catch in five of Dallas' 16 regular season games, and led the team in touchdown catches (7) for the third straight season.

**1991:** Irvin enjoyed one of the great receiving years in league history en route to earning consensus All-Pro recognition. The NFL Alumni Wide Receiver of the Year set a new team season standard for receiving yards (a league-leading 1,523 yards), and in doing



so, he had the sixth highest receiving yardage total in NFL history to that point. Irvin finished second in the NFL in receptions (93), a figure that was, at that time, the eighth best performance in league history. In addition, Irvin set club marks for 100-yard receiving games in a season with seven, tied the Cowboys' record for consecutive 100-yard receiving games with three and caught a career-high eight touchdown passes, the most by a Cowboys player since 1985. In two postseason games, he led Dallas with nine catches for 167 yards. The first Cowboys wide receiver to play in the Pro Bowl since Tony Hill in 1985, Irvin caught eight passes for 125 yards and a touchdown to earn MVP honors in the all-star game. Irvin's most significant catches were against the NFL's best cornerbacks during the Cowboys' five-game winning streak to end the season. During that span, Irvin caught 37 passes, including 11 on third or fourth down for a first down, for 649 yards and four touchdowns. Against Washington (11/24) at RFK, Irvin caught nine passes for 130 yards and one score working mainly against Darrell Green. He caught a 23-yard touchdown pass early in the final quarter, then made a 13-yard grab on third-and-nine late in the game to keep alive Dallas' drive to the game-winning field goal. Four days later against Pittsburgh (11/28) and Rod Woodson, Irvin snared eight balls for 157 yards and a touchdown – a 66-yard catch that saw him change his route to avoid double coverage and break Woodson's tackle near the 10-yard line. Irvin's 29-yard catch on third-and-10 early in the fourth quarter against New Orleans (12/8) gave him team season-records for catches and receiving yards, and maintained Dallas' drive to the game-winning field goal. In Philadelphia (12/15) against a secondary led by Eric Allen, Irvin brought in five passes for 92 yards and one touchdown. Midway through the fourth quarter against the Eagles, he caught a 36-yard pass to set up his four-yard touchdown catch. In the season finale against a Falcons' squad with cornerback Deion Sanders, Irvin had what was then a single-game career-high for catches with 10 and 169 receiving yards to earn NFC Offensive Player of the Week honors. Irvin caught a 58-yard touchdown pass on the game's first series and had five third-down catches that led to first downs.

**1990:** Irvin battled back from a torn anterior cruciate ligament in his right knee which forced him to miss 14 games (the last 10 of 1989 and the first four games in 1990), to lead Dallas in yards-per-catch and record the team's longest reception. His 20.7 yard average was the highest by a Cowboys player since 1981 when Butch Johnson gained 22.1. Irvin, who scored on every fourth catch in 1990 (five touchdowns on 20 receptions), made some key plays after returning to the active roster on Oct. 9. He caught his first two passes of the season, including a 28-yard touchdown with 23 seconds left, in the Cowboys' game-winning drive against Tampa Bay (10/21). Irvin made his first start of the year against San Francisco (11/11), and against the Rams (11/18), he caught touchdown passes of 61 and 10 yards, the Cowboys' first multiple touchdown catch game since he snared a career-high three scoring passes at Washington as a rookie. Against Phoenix (12/16), he grabbed a 41-yard pass to set up Dallas' first touchdown and a 39-yarder to set up his eight-yard touchdown catch.

**1989:** Irvin was on a pace to collect 69 catches for 1,008 yards, and he was leading the team in receiving yards and touchdown catches before suffering a season-ending knee injury in the sixth game of the year against San Francisco (10/15). Irvin suffered a torn anterior cruciate ligament in his right knee – requiring major surgery and a thorough off-season rehabilitation program that extended into the 1990 season.

**1988:** As a rookie, Irvin's 20.4 yard-per-catch average led the NFC. He became the first Cowboys' rookie to start a season-opener at wide receiver (at Pittsburgh, 9/4) since Bob Hayes in 1965, and he caught his first career touchdown pass in that game – a 35 yarder from Steve Pelluer. After missing two games with a sprained ankle, Irvin caught six passes for 149 yards and three touchdowns at Washington (12/11). That game, a 24-17 win, marked Irvin's first career 100-yard receiving day and his first multiple touchdown reception game. Irvin was the 11th player and third wide receiver chosen, after Sterling Sharpe (Green Bay) and Tim Brown (Raiders), in the 1988 draft.

**GAMES/STARTS** (regular season, playoffs): 1988 (14/10), 1989 (6/6), 1990 (12/7), 1991 (16/16, 2/2), 1992 (16/14, 3/3), 1993 (16/16, 3/3), 1994 (16/16, 2/2), 1995 (16/16, 3/3), 1996 (11/11, 2/2). Total - 123/112, 15/15.

**COLLEGE:** In just three seasons as a starter, Irvin set Miami career records for catches (143), receiving yards (2,423) and touchdown receptions (26). His 11 touch-



down catches in 1986 also set a Hurricanes' record. In Miami's 1987 national championship season, Irvin caught touchdown passes of 26 and 73 yards in the fourth quarter to hand No. 2-ranked Florida State its only loss and the game-winning touchdown in the Orange Bowl win over Oklahoma.

**PERSONAL:** A native of Fort Lauderdale, FL, Michael Jerome Irvin earned all-state honors at St. Thomas Aquinas High School. Also a fine basketball player, Irvin won several slam dunk contests in the Florida area while in college. Michael comes from a family of 17 children and grew up within three miles of fellow NFL stars – and former college teammates Bennie and Brian Blades. Irvin, who earned his degree in business management from Miami, has appeared in "Stay In School" posters sponsored by the Dallas All-Sports Association. In previous training camps in Austin, Michael has teamed up with Southwest Airlines to fly nearly 100 under-privileged children to St. Edward's University to spend a day with the Cowboys. He and wife Sandi have two girls: Myesha and Chelsea and a son, Michael.

IRVIN'S COWBOYS TOTALS

Receiving						Rushing					
Year	No.	Yds.	Avg.	Long	TD	Year	No.	Yds.	Avg.	Long	TD
1988	32	654	20.4	61t	5	1988	1	2	2.0	2	0
1989	26	378	14.5	65t	2	1989	1	6	6.0	6	0
1990	20	413	20.7	61t	5	1992	1	-9	-9.0	-9	0
1991	93	1,523	16.4	66t	8	1993	2	6	3.0	9	0
1992	78	1,396	17.9	87t	7	Totals	5	5	1.0	9	0
1993	88	1,330	15.1	61t	7						
1994	79	1,241	15.7	65t	6						
1995	111	1,603	14.4	50	10						
1996	64	962	15.0	61	2						
Totals	591	9,500	16.1	87t	52						

**Playoffs**

Year	No.	Yds.	Avg.	Long	TD
1991	9	167	18.6	25	0
1992	18	288	16.0	33	2
1993	16	215	13.4	27	1
1994	18	303	16.8	53	2
1995	13	185	14.2	36	3
1996	9	125	13.9	22	0
Totals	83	1,283	15.5	53	8

SINGLE-GAME BESTS

Receptions – 12 vs. San Francisco, 10/17/93 and @ Miami, 10/27/96  
 plays – 12 @ San Francisco, 1/15/95  
 Yards Receiving – 210 vs. Phoenix, 9/20/92  
 plays – 192 @ San Francisco, 1/15/95  
 Average Yards Receiving – 26.3 twice, vs. Phoenix, 9/20/92; @ Philadelphia, 10/5/92  
 plays – 20.8 @ Chicago, 12/29/91  
 Long Reception – 87t vs. Phoenix, 9/20/92  
 plays – 53 vs. Green Bay, 1/8/95  
 Touchdowns – 3 twice, @ Washington, 12/11/88; vs. Phoenix, 9/20/92  
 plays – 2 three times, last vs. G.B., 1/14/96

IRVIN GAME-BY-GAME

1988					1990 (cont.)				
	Rec	Yds	Lg	TD		Rec	Yds	Lg	TD
L-@ Pittsburgh 9/4	3	73	35t	1	L-San Francisco 11/11	1	10	10	0
W-@ Phoenix 9/12	1	47	47	0	W-@ L.A. Rams 11/18	2	71	61t	2
L-N.Y. Giants 9/18	6	96	36	0	W-Washington 11/22	3	30	12t	1
W-Atlanta 9/25	1	12	12	0	W-New Orleans 12/2	1	24	24	0
L-@ New Orleans 10/3	1	19	19	0	W-Phoenix 12/16	4	91	41	1
L-@ Philadelphia 10/23	0	0	0	0	L-@ Philadelphia 12/23	0	0	0	0
L-Phoenix 10/30	0	0	0	0	L-@ Atlanta 12/30	1	16	16	0
L-@ N.Y. Giants 11/6	3	28	12	1					
L-Minnesota 11/13	2	42	28	0	<b>1991</b>				
L-Cincinnati 11/20	4	94	31	0	W-@ Cleveland 9/1	9	123	23	1
L-Houston 11/24	1	22	22	0	L-Washington 9/9	4	44	21	1
L-@ Cleveland 12/4	2	37	19	0	L-Philadelphia 9/15	1	4	4	0
W-@ Washington 12/11	6	149	61t	3	W-@ Phoenix 9/22	3	68	26	0
W-Philadelphia 12/18	2	35	18	0	W-N.Y. Giants 9/29	6	91	30	1
					W-@ Green Bay 10/6	5	69	19	0
<b>1989</b>					W-Cincinnati 10/13	6	148	61	0
L-@ New Orleans 9/10	4	53	19	0	L-@ Detroit 10/27	8	143	22	0
L-@ Atlanta 9/17	5	115	65t	1	W-Phoenix 11/3	4	52	25	0
L-Washington 9/24	5	78	36	0	L-@ Houston 11/10	7	84	20	1
L-N.Y. Giants 10/1	0	0	0	0	L-@ N.Y. Giants 11/17	3	48	22	0
L-@ Green Bay 10/8	6	72	22	1	W-@ Washington 11/24	9	130	23t	1
L-San Francisco 10/15	6	60	13	0	W-Pittsburgh 11/28	8	157	66t	1
					W-New Orleans 12/8	5	101	29	0
<b>1990</b>					W-@ Philadelphia 12/15	5	92	36	1
W-Tampa Bay 10/7	0	0	0	0	W-Atlanta 12/22	10	169	58t	1
L-@ Phoenix 10/14	0	0	0	0					
W-@ Tampa Bay 10/21	2	42	28t	1	<b>Playoffs</b>				
L-Philadelphia 10/28	2	36	29	0	W-@ Chicago 12/29	4	83	25	0
L-@ N.Y. Jets 11/4	4	93	51	0	L-@ Detroit 1/5/92	5	84	18	0



## Irvin Game-By-Game (cont.)

1992				
	Rec	Yds	Lg	TD
W-Washington 9/7	5	89	29	0
W-@ N.Y. Giants 9/13	4	73	27	1
W-Phoenix 9/20	8	210	87	3
L-@ Philadelphia 10/5	4	105	59	0
W-Seattle 10/11	6	113	24	0
W-Kansas City 10/18	6	84	22	0
W-@ L.A. Raiders 10/25	3	54	26	0
W-Philadelphia 11/1	2	29	21	0
W-Detroit 11/8	5	114	57	1
L-L.A. Rams 11/15	8	168	49	0
W-@ Phoenix 11/22	1	18	18	0
W-N.Y. Giants 11/24	4	37	21	0
W-@ Denver 12/6	6	62	15	2
L-@ Washington 12/13	5	105	40	0
W-@ Atlanta 12/20	6	89	37	0
W-Chicago 12/27	5	46	13	0

## Playoffs

W-Philadelphia 1/10/93	6	88	33	0
W-@ San Francisco 1/17/93	6	86	21	0
W-Buffalo 1/31/93	6	114	25	2

## 1993

L-@ Washington 9/6	7	88	18	0
L-Buffalo 9/12	8	115	22	0
W-@ Phoenix	5	74	22	0
W-Green Bay 10/3	7	155	61	1
W-@ Indianapolis	7	112	30	0
W-San Francisco 10/17	12	168	36	1
W-@ Philadelphia 10/31	3	36	21	0
W-N.Y. Giants 11/7	3	74	46	0
W-Phoenix 11/14	4	63	18	0
L-@ Atlanta 11/21	1	5	5	0
L-Miami 11/25	3	31	11	0
W-Philadelphia 12/6	6	90	21	1
W-@ Minnesota 12/12	8	125	37	1
W-@ N.Y. Jets 12/18	6	91	42	2
W-Washington 12/26	5	53	16	1
W-@ N.Y. Giants 1/2	3	50	22	0

## Playoffs

W-Green Bay 1/6/94	9	126	27	1
W-San Francisco 1/23/94	2	23	12	0
W-Buffalo 1/30/94	5	66	20	0

## 1994

W-@ Pittsburgh 9/4	8	139	38	0
W-Houston 9/11	3	35	21	0
L-Detroit 9/19	3	47	20	0
W-@ Washington 10/2	5	49	13	0
W-Arizona 10/9	8	136	42	1
W-Philadelphia 10/16	2	33	18	0
W-@ Arizona 10/23	5	115	65	2
W-@ Cincinnati 10/30	5	72	19	1
W-N.Y. Giants 11/7	7	118	36	0
L-@ San Francisco 11/14	8	94	15	0

## 1994 (cont.)

	Rec	Yds	Lg	TD
W-Washington 11/21	3	36	16	0
W-Green Bay 11/24	3	64	35	1
W-@ Philadelphia 12/4	4	117	46	1
L-Cleveland 12/10	7	88	18	0
W-@ New Orleans 12/19	6	71	22	0
L-@ N.Y. Giants	2	27	18	0

## Playoffs

W-Green Bay 1/8/95	6	111	53	0
L-@ San Francisco 1/15/95	12	192	44	2

## 1995

W-@ N.Y. Giants 9/4	7	109	43	1
W-Denver 9/10	6	94	29	0
W-@ Minnesota 9/17	8	107	22	1
W-Arizona 9/24	5	105	50	0
L-@ Washington 10/1	7	105	28	1
W-Green Bay 10/8	8	150	48	1
W-@ San Diego 10/15	7	103	28	0
W-@ Atlanta 10/29	10	135	43	1
W-Philadelphia 11/6	8	115	38	1
L-San Francisco 11/12	4	37	11	1
W-@ Oakland 11/19	7	109	36	1
W-Kansas City 11/23	11	121	33	1
L-Washington 12/3	10	101	20	1
L-@ Philadelphia 12/10	3	40	18	0
W-N.Y. Giants 12/17	5	90	40	0
W-@ Arizona 12/25	5	82	47	0

## Playoffs

W-Philadelphia 1/7/96	1	9	9	1
W-Green Bay 1/14/96	7	100	36	2
W-Pittsburgh 1/28/96	5	76	20	0

## 1996

L-@ Chicago 9/2		DNP		
W-N.Y. Giants 9/8		DNP		
L-Indianapolis 9/15		DNP		
L-@ Buffalo 9/22		DNP		
W-@ Philadelphia 9/30		DNP		
W-Arizona 10/13	5	51	13	0
W-Atlanta 10/20	7	119	23	0
W-@ Miami 10/27	12	186	61	1
L-Philadelphia 11/3	7	89	19	0
W-@ San Francisco 11/10	6	88	28	0
W-Green Bay 11/18	5	66	31	0
L-@ N.Y. Giants 11/24	6	77	38	0
W-Washington 11/28	1	5	5	0
W-@ Arizona 12/8	8	198	55	1
W-New England 12/15	6	76	20	0
L-@ Washington 12/22	1	7	7	0

## Playoffs

W-Minnesota 12/28	8	103	21	0
L-@ Carolina 1/5/97	1	22	22	0

## IRVIN'S REGULAR SEASON TOP GAMES

## Receptions

12 - San Francisco (10/17/93)
12 - @ Miami (10/27/96)
11 - Kansas City (11/23/95)
10 - Atlanta (12/22/91)
10 - @ Atlanta (10/29/95)
10 - Washington (12/3/95)
9 - @ Cleveland (9/19/1)
9 - @ Washington (11/24/91)
8 - 13 times, last @ Arizona (12/8/96)

## Yards Receiving

210 - Phoenix (9/20/92) (8 rec.)
198 - @ Arizona (12/8/96) (8 rec.)
186 - @ Miami (10/27/96) (12 rec.)
169 - Atlanta (12/22/91) (10 rec.)
168 - L.A. Rams (11/15/92) (8 rec.)
168 - San Francisco (10/17/93) (12 rec.)
157 - Pittsburgh (11/28/91) (8 rec.)
155 - Green Bay (10/3/93) (7 rec.)
150 - Green Bay (10/8/95) (8 rec.)
149 - @ Washington (12/11/88) (6 rec.)

# COWBOYS





## Daryl Johnston

**Fullback**  
**6'2" ★ 242 ★ 2/10/66**  
**Syracuse**  
**D-2 for '89 ★ 9th Year**



**PRO:** Long respected by teammates for his contribution to the Dallas offense, Daryl "Moose" Johnston has proven himself to be a tireless competitor and team player. Despite nagging injuries that required off season surgery following the 1991 (left knee) and 1992 (right shoulder) seasons, Johnston is a true iron man, having never missed a game in his NFL career – playing in 143 straight, including playoffs. He is one of only 25 NFL players to have played in every regular-season game since 1989 (128 consecutive). That mentality has earned him the respect of his teammates, and in 1992, they selected him to receive the Ed Block Courage Award, given to the player who demonstrated unusual courage in dealing with injuries. In the first two years the Pro Bowl selected a true fullback (1993 and 1994), Johnston was the NFC choice. Most of Johnston's professional accolades have come from his powerful blocking. Over the past seven seasons as a lead blocker, he has helped guide Emmitt Smith to 10,160 rushing yards, six Pro Bowl appearances and four NFL rushing titles. Over the past three years, Johnston has also had a key role in the Cowboys establishing the three lowest sacks allowed totals in club history (20 in 1994, 18 in 1995 and 19 in 1996). Johnston also brings soft hands to the Dallas passing game. Over his eight seasons in Dallas, he has hauled in 257 passes for 1,997 yards and 12 touchdowns. His 257 receptions represent the third highest total by a running back in team history, trailing just Tony Dorsett (382) and Emmitt Smith (348), and in 1997 he can pass Billy Joe DuPree (267 receptions) and move into the club's all-time top 10 reception leaders.

**1996:** The team's fourth leading receiver with 43 catches in 1996, Johnston's reception total was the third highest of his career and marked the fifth straight season he has had at least 30 catches. Johnston's versatility in the Dallas offense was never more evident than during the 1996 season, when he lined up as the starting tight end at Chicago (9/2). Injuries to Jay Novacek, Eric Bjornson and Kendell Watkins forced Johnston into the starting tight end role, and he responded with three receptions. He also picked up a first down on both of his carries in the game. He scored his only touchdown of the regular season on a five-yard catch on fourth-and-one against Indianapolis (9/15), one of four receptions on the day. Johnston made his first visit home to the Buffalo area as an NFL player the next week when Dallas faced the Bills (9/22). He posted four receptions in the game. Johnston had two clutch catches at San Francisco (11/10). The first was a key eight-yard catch on third-and-seven in Dallas' game tying touchdown drive in the fourth quarter, and the second was a 16-yard grab on first-and-20 in overtime to help keep the game winning field goal drive alive. He tied his season-high the next week with three carries against Green Bay (11/18) and also added four catches. He led the team with a season-high seven receptions at the N.Y. Giants (11/24). He also recorded season-bests with 57 receiving yards and a catch of 23 yards. Against Washington (11/28), Johnston had an excellent day blocking as Emmitt Smith rushed for 155 yards and the Cowboys gained 201 yards on the ground. Twice in the NFC Divisional Playoff Game at Carolina (1/5/97), Johnston contributed big plays. He hauled in a two-yard scoring pass from Aikman in the second quarter and recovered a fumbled punt in the third quarter to set up a field goal.

**1995:** The 1995 season marked the second consecutive year Johnston had rushed for over 100 yards in a season, the first time he accomplished that feat in back-to-back seasons. He also helped lead the way as Smith picked up a club-record 1,773 yards rushing to lead the NFL and scored an NFL record 25 touchdowns. Facing Denver (9/10) in the Cowboys' home opener, Johnston ripped off a career-long, 18-yard run and added a five-



yard touchdown reception. His season-high four receptions at Minnesota (9/17) were good for 43 yards, including a season-long, 24-yard grab on a screen pass. Johnston earned a game ball for his blocking in that game, which included a key block on Smith's 31-yard touchdown run that won the game in overtime. He was responsible for 63 yards of offense (20 rushing and 43 receiving) against Green Bay (10/8), including a key 23-yard pass reception as Dallas drove to a touchdown just before halftime. In back-to-back games in October (at San Diego – 10/15 and Atlanta – 10/29), Johnston recorded his only rushing touchdowns of the season. In the Atlanta contest, he also picked up a season-high 23 yards rushing, his highest yardage total since posting a career-high with 60 yards in 1989 against Green Bay (12/24/89). During the season, Johnston reached two career-milestones; recording his 200th career reception when the Cowboys faced San Francisco (11/12) and his 200th career carry when Dallas faced Washington (12/3). In the playoffs, Johnston recorded a postseason career-long 26-yard catch against Philadelphia (1/7/96) and totaled three receptions for 40 yards on the day. In 1995, he picked up a first down 41.8 percent of the time he touched the football (23-of-55), including 48.0 percent of the time rushing (12-of-25). Johnston is even more adept at getting a first down when the ball is in his hands on third or fourth down, picking up a first down 80.8 percent (21-of-26) of the time when he has run on third or fourth down during his career.

**1994:** In the 1994 opener at Pittsburgh (9/4), Johnston recorded the first Dallas touchdown of the season with a diving catch of an Aikman pass. Johnston also added a season-high six carries for 21 yards, his highest carry total since posting a career-high 16 carries in 1989 against Green Bay (12/24/89). Johnston would go on to gain 138 yards on the ground, his highest rushing output since 1989. His 40 carries in 1994 were also his most since 1989. With his 325 yards receiving (44 receptions – good for fourth on the team), Johnston posted a career-high 463 total yards on the season. In the Monday night overtime loss to Detroit (9/19), Johnston had a season high six receptions (44 yards). Against Arizona (10/9), he logged his second touchdown grab of the season on a two-yard toss from Aikman, and his six-catch day at Cincinnati (10/30) tied him for the team lead and tied his season-high. The next week against the N.Y. Giants (11/7), he posted his first rushing touchdown of the season on a nine-yard run. He also added a season-high 57 receiving yards on five catches to earn a game ball. His second rushing touchdown, his fourth score of the season – tying him for fourth on the team – came on a three-yard run against Green Bay (11/24). He also added a season-long 24-yard reception. In the regular-season finale at the N.Y. Giants (12/24), Johnston again led the team with a five catch day.

**1993:** Johnston first gained national recognition for his play following the 1993 season, becoming the first fullback selected to the NFC Pro Bowl team and earning All-Pro honors from *Sports Illustrated*. For the third consecutive season, he posted single-season career-numbers with 50 receptions for 372 yards (third on the team in receptions). He finished fifth in the NFC in receptions among running backs, and he topped his previous single-season career-highs of 32 catches and 249 yards from 1992 in Week 11. Early in the season he posted six catches for 49 yards at Phoenix (9/19), breaking his career-highs in both categories. Two games later, he recorded his only touchdown reception of the season among his five catches at Indianapolis (10/10). But as the weather turned colder, Johnston began to turn up the heat. On Thanksgiving Day against Miami (11/25), he posted his best day as a Cowboy, leading the team with career-highs in receptions (11) and yards (75). The following week against Philadelphia (12/6), he scored his second career rushing touchdown on a two-yard run. He also had a season-long 20-yard reception to set up a second quarter field goal. Johnston scored another rushing touchdown at Minnesota (12/12) the next week. For the third consecutive week, Johnston had a rushing touchdown when he scored at the N.Y. Jets (12/18), this after scoring just one rushing touchdown in his first 75 career regular season games. In the postseason, Johnston recorded six receptions for 43 yards against Green Bay (1/16/94). Entering that game, he had recorded just nine catches for 57 yards in five career postseason games.

**1992:** Johnston opened the 1992 season with four receptions for 39 yards in the Monday night win over the Redskins (9/7). Not to be limited to offense, he ran 13 yards for a first down with a fake punt at Washington (12/13). Johnston had one of his most important days as a Cowboy against San Francisco (1/17/93) in the NFC Championship Game when he first recovered a fumble on punt coverage at the 49ers' 22-yard line to set up



Dallas' first score, and then in the third quarter, recorded his second career rushing touchdown with a three-yard dive, putting Dallas up 17-10. Although his special teams duties were reduced in 1992, from 1989-91 only Bill Bates (64 tackles) recorded more special teams stops than Johnston's 32.

**1991:** In 1991, Johnston touched the football 45 times (17 rushes, 28 receptions), and 21 times he came away with a first down (six rushing, 15 receiving). Johnston led the team in receptions with four catches for 47 yards against Phoenix (9/22), and two weeks later at Green Bay (10/6), he had another four catches for 47 yards. A valuable contributor on the Cowboys' kick coverage units, Johnston tied for fourth on the team, and led all non-defensive players, in special teams tackles with 10.

**1990:** In the 1990 season opener against San Diego (9/9), the ever versatile Johnston lined up at both fullback and running back. Against New Orleans (12/2), Johnston hauled in a five-yard reception for the game winning touchdown in the fourth quarter of Dallas' 17-13 victory, and the following game against Phoenix (12/16), Johnston recorded his first NFL rushing touchdown on a six-yard dash in the fourth quarter.

**1989:** Over the final six weeks of the 1989 season, Johnston gained 194 yards on 56 carries and caught a team-high three touchdown passes. Johnston, often the lone back in passing situations, also helped the Cowboys offensive line hold opponents to 30 sacks. At Green Bay (10/8), Johnston became the first Cowboys rookie to start at fullback since Timmy Newsome in 1980. He recorded his first pro touchdown on a six yard reception against Miami (11/19), and in the season finale against Green Bay (12/24), Johnston recorded a career-high 60 yards rushing. A second round draft pick, Johnston was drafted higher than any Syracuse running back since Larry Csonka was taken in the first round by Miami in 1968.

**GAMES/STARTS** (regular season, playoffs): 1989 (16/10), 1990 (16/0), 1991 (16/14, 2/1), 1992 (16/16, 3/3), 1993 (16/16, 3/3), 1994 (16/16, 2/2), 1995 (16/16, 3/3), 1996 (16/15, 2/2). Total - 128/103, 15/14.

**COLLEGE:** An All-America and All-Big East pick at Syracuse in 1988, Johnston rushed for 1,830 yards and caught 46 passes during his collegiate career. Against Boston College in 1988, the senior co-captain gained a career-high 138 yards rushing, the most by a Syracuse back since Larry Csonka rushed for 154 yards in 1967. The Orangemen won 21 games during Johnston's final two seasons.

**PERSONAL:** Daryl Peter Johnston was named Western New York Player of the Year in 1983 while playing for Lewiston-Porter High School in Youngstown, NY. Daryl graduated at the top of his class of 290 students with a 4.0 grade-point average. His sister JoAnn played goaltender for the University of Rochester soccer team, which won two national championships. He earned his degree in economics from Syracuse. In 1994, Daryl teamed up with Half-Price Books on a fund raising program called "The Reading Team" to support literacy groups in Texas. During the summer of 1996, Texas Governor George W. Bush helped Daryl kick off the 1996-97 campaign in Austin. He has also appeared on the PBS children's television show Wishbone to promote literacy. In addition, he hosts a weekly radio show on KRLD (1080-AM) during the season tabbed "The Moose Call." That name is also used on the newsletter members of the Moose Club receive when they join Johnston's fan club. He also teamed with Texas Rangers first baseman Will Clark and former Dallas Stars defenseman Mark Tinordi on a poster promoting helmet safety. In 1996, Daryl and wife Diane served as honorary co-chairs for the annual Halloween Bash benefiting Irving Infant Intervention. Annually, the couple suits-up as celebrity escorts at the Children's Cancer Fund Fashion Show. Daryl and Diane live in Irving, TX.

JOHNSTON'S COWBOYS TOTALS

Year	No.	Rushing				Year	No.	Receiving			
		Yds.	Avg.	Long	TD			Yds.	Avg.	Long	TD
1989	67	212	3.2	13	0	1989	16	133	8.3	28	3
1990	10	35	3.5	8	1	1990	14	148	10.6	26	1
1991	17	54	3.2	10	0	1991	28	244	8.7	22	1
1992	17	61	3.6	14	0	1992	32	249	7.8	18	2
1993	24	74	3.1	11	3	1993	50	372	7.4	20	1
1994	40	138	3.5	9t	2	1994	44	325	7.4	24	2
1995	25	111	4.4	18	2	1995	30	248	8.3	24	1
1996	22	48	2.2	7	0	1996	43	278	6.5	23	1
Totals	222	733	3.3	18	8	Totals	257	1,997	7.8	28	12




## Johnston's Cowboys Totals (cont.)

Year	Rushing					Year	Receiving				
	No.	Yds.	Avg.	Long	TD		Playoffs	No.	Yds.	Avg.	Long
1991	1	3	3.0	3	0	1991	2	9	4.5	6	0
1992	4	11	2.8	4	1	1992	7	48	6.9	10	0
1993	8	25	3.1	5	1	1993	10	74	7.4	12	0
1994	2	8	4.0	4	0	1994	4	27	6.8	11	0
1995	7	18	2.6	6	0	1995	7	59	8.4	26	0
1996	1	5	5.0	5	0	1996	6	25	4.2	7	1
Totals	23	70	3.0	6	2	Totals	36	242	6.7	26	1

## SINGLE-GAME BESTS

Rush Yards – 60 vs. Green Bay, 12/24/89  
 Rush Attempts – 16 vs. Green Bay, 12/24/89  
 Long Rush – 18 vs. Denver, 9/10/95

Receptions – 11 vs. Miami, 11/25/93  
 Yards Receiving – 75, vs. Miami, 11/25/93  
 Long Reception – 28 at Kansas City, 10/22/89



## Leon Lett

**Defensive Tackle**

**6'6" ★ 295 ★ 10/12/68**

**Emporia State**

**D-7 for '91 ★ 7th Year**

**78**

**PRO:** In three years as a starter at defensive tackle, Leon Lett has shown the NFL he can be one of the league's most dominant defensive players. When he first arrived in Dallas in 1991 as an unheralded seventh-round draft choice (173rd overall) from tiny Emporia State in Kansas, Lett had to struggle to work his way onto the field. He ultimately succeeded in earning a spot in the starting lineup, and, in his first season as a starter (1994), he finished his transition by earning a spot in the starting lineup for the NFC Pro Bowl squad. Since then, Lett has continued to improve and shown the ability to completely take over games from his right tackle position. Nicknamed "Big Cat" by teammates for his agility, Lett has evolved into a powerful run stuffer and speedy pass rusher, and he continues to tap deeper into his enormous talent pool each season.

**1996:** A key part of a Dallas defense that finished the 1996 season ranked third in the NFL, Lett emerged as one of the league's most dominant defensive players, impacting games with his aggressive attacking style of play. In six consecutive games from Week Four through Nine, he recorded a tackle behind the line of scrimmage, and for three straight weeks (three through five) he also forced a fumble. Despite missing the final three games of the regular season following a Dec. 3 NFL suspension, Lett led the team with seven tackles for a loss. He also tied for the team lead with a career-high three forced fumbles and was third on the club with 20 quarterback pressures. His five passes defended tied for the club lead among defensive linemen. In the home opener, Lett had two tackles, a tackle for a loss and a quarterback pressure against the N.Y. Giants (9/8) while helping limit them to 105 total yards. He tied his career high with two sacks against Indianapolis (9/15), the second multiple sack game of his career. He also added six tackles and a forced fumble against the Colts. He established a career-high with nine tackles at Buffalo (9/22). In that game, he also had a key tackle and forced a Tim Tindale fumble at the Dallas one-yard line that went out of the end zone for a touchback to prevent a Bills score. The following week at Philadelphia (9/30), Lett earned his first career NFC Defensive Player of the Week honors when he did it all defensively, logging six tackles, a sack, a tackle for a loss, two quarterback pressures, a pass defended, a forced fumble and a fumble recovery. He also blocked a 29-yard field goal in the fourth quarter to preserve a 23-17 lead for Dallas going into the final minutes of the game. When the Dallas defense limited Arizona (10/13) to 58 yards rushing on 22 carries (2.6 avg.), Lett



provided six tackles and a tackle for a loss. At Miami (10/27), he helped limit the Dolphins to 48 yards rushing and 221 total yards with three tackles, a tackle for a loss and a quarterback pressure. His second quarter fumble recovery at San Francisco (11/10) helped turn the momentum as the Dallas defense held the 49ers to 128 total yards after the first quarter. Lett teamed with Broderick Thomas to sack Brett Favre for a 16-yard loss in a Monday night showdown with Green Bay (11/18). His four tackles against Washington (11/28) tied for the lead among defensive linemen, and he also broke up a pass and had three quarterback pressures as Dallas limited the Redskins to 209 total yards.

**1995:** The 1995 season was full of ups and downs for Lett, who started the season slowly but came on strong during the Cowboys drive to Super Bowl XXX, finishing the season tied for the team lead with six tackles for a loss. His 19 quarterback pressures were good for third on the team behind ends Tony Tolbert and Charles Haley. In the season opening win at the N.Y. Giants (9/4), Lett recorded his third blocked field goal in the last two seasons to help preserve Dallas' first shutout since Oct. 11, 1992. Two weeks later, he had an active day at Minnesota (9/17) when he recorded five tackles, two tackles for a loss, a sack and a fumble recovery, earning himself a game ball. In late October, Lett posted five tackles, a tackle for a loss and a quarterback pressure at San Diego (10/15) and then came back in the next game at Atlanta (10/29) to tie his career-high with seven tackles. Following the Atlanta game, the NFL suspended Lett for four games, but he returned against Washington (12/3) to record four tackles. Lett was a key part of the Cowboys December run to the playoffs and an eventual Super Bowl XXX title, recording 22 tackles, two sacks, 12 quarterback pressures, a forced fumble and a recovered fumble over the final four regular season games. With injuries keeping Haley out of the lineup at Philadelphia (12/10), Lett recorded his first start at defensive end since the end of the 1993 season. He went on to post five tackles, bat down a pass, recover a fumble at the Eagles 15-yard line and tie his career-high with six quarterback pressures. While still at end the next week against the N.Y. Giants (12/17), he had a season-high tying seven tackles, while adding a sack, a tackle for a loss and three quarterback pressures. Late in the game, he moved back inside to tackle, and the next week at Arizona (12/25), he returned to his right tackle spot, recording six tackles and three quarterback pressures. He also logged a sack and forced a fumble at the Cowboys 17-yard line in the fourth quarter to stop a scoring drive. In the postseason opener against Philadelphia (1/7/96), Lett was in the Eagles backfield all afternoon, recording three tackles, a sack and a quarterback pressure as the Cowboys limited Philadelphia to 227 yards of total offense. He received a game ball for his play against Green Bay (1/14/96) in the NFC Championship Game, totaling three tackles, a sack, a quarterback pressure and his first career interception – picking off a Brett Favre pass at the Packers 13-yard line to set up a Dallas touchdown in the first quarter.

**1994:** Lett entered the 1994 season with 60 career tackles and six career starts, but he went on to start all 16 games and collect 68 tackles, topping his three year career total. In addition, his 26 quarterback pressures were good for second on the team, helping him earn a spot in the starting lineup for the NFC at the Pro Bowl. Lett started the 1994 season with a bang, recording a career-high six quarterback pressures at Pittsburgh (9/4). In that game, the Dallas defense limited the Steelers to 126 yards of total offense and logged nine sacks. In the Cowboys home opener against Houston (9/11), Lett had five tackles and five quarterback pressures. In an overtime loss to Detroit (9/19) on Monday night, Lett established a club record when he blocked two field goals in the same game. The first block came at the end of regulation and the second came in overtime, keeping Dallas' hopes alive until the final seconds of the game. During the game, his playing time on defense was limited because of a groin injury suffered during the week at practice. Gutsy play like that landed Lett on the All-Madden team after the season. In the club's next Monday night game – a 38-10 win over the N.Y. Giants (11/7) – Lett received a game ball for recording four tackles and his first sack of the season. The following week at San Francisco (11/13), Lett logged the first multiple sack game of his career with two takedowns of Steve Young. In back-to-back games against Washington (11/20) and Green Bay (11/24), Lett accounted for 12 tackles, including a career-high six solo stops, against the Redskins. His play against the Packers helped limit Green Bay to 29 yards rushing on 18 attempts. In December, Lett posted a career best performance



against Cleveland (12/10) with seven tackles and came back in the regular season finale at the N.Y. Giants (12/24) to log six tackles and a sack.

**1993:** Although he saw action in only 11 games in 1993, Lett led all defensive linemen in passes deflected for the second straight season with four. Despite being hobbled during the season with a broken ankle, Lett displayed his versatility in moving along the defensive line to replace fallen teammates. For the season, Lett saw playing time all along the defensive line, including starts at both right tackle and right end. Lett nabbed his first NFL start in the season opener at Washington (9/6) in place of an injured Tony Casillas and recorded three tackles. Lett returned to back-up duty at Phoenix (9/19), but fractured his right ankle in the second quarter of that game. It was a re-injury of a fracture Lett first suffered during summer workouts, and it kept him out of the next five games. Lett returned to the line-up in time to again face Phoenix (11/14), recording two tackles and batting two passes down at the line of scrimmage. The remainder of the season, Lett primarily bounced between right tackle and right end, recording five tackles at Atlanta (11/21) and batting down two more passes against Miami (11/25). He earned starts at right tackle against Philadelphia (12/6) and at Minnesota (12/12) in place of an injured Maryland, and he tied for the lead among all defensive linemen with four tackles against the Vikings. Lett started at defensive end against Washington (12/26) when Haley's back kept him out of the line-up. The following week at right end at the N.Y. Giants (1/2/94), he logged five tackles and added three quarterback pressures. When Maryland was injured in the second quarter, Lett moved back inside to fill the void at tackle, and he went on to start all three postseason games at right tackle for Maryland, finishing third on the team in the postseason with 17 tackles. In the Divisional Playoff Game against Green Bay (1/16/94), Lett had an outstanding day, recording a season-high six tackles, a tackle for a loss, two passes defended, recovered a fumble and had three quarterback pressures. One of his deflected passes was intercepted by Haley early in the fourth quarter and led to a Dallas field goal. For the second year in a row, Lett was responsible for one of the most memorable plays of the Super Bowl when he forced Thurman Thomas to fumble early in the third quarter. James Washington picked up the loose ball and returned it 46 yards for a touchdown, tying the game at 13-13 and swinging the momentum back in Dallas' favor. Lett also added six tackles on the day.

**1992:** After starting the 1992 season slowly, Lett picked up the pace when Dallas faced a string of AFC West teams. Against Seattle (10/11), he had two tackles, two quarterback pressures and a pass defended. The next week he recorded his first career sack along with two tackles against Kansas City (10/18), and in Los Angeles (10/25), he recovered a fumble at the Raiders 32-yard line in the fourth quarter. Primarily used at right tackle in passing situations, he finished the season tied for second on the team with 19 quarterback pressures, including at least one pressure in each of the final seven regular season games. In the postseason, Lett was at his best, tying for the team lead with two tackles for losses and leading the team with three forced fumbles. He also established a record for the longest fumble return in Super Bowl history when he rambled 64 yards in the fourth quarter with a Buffalo miscue. Lett put the finishing touches on the Cowboys' Super Bowl XXVII victory when he sacked Frank Reich on the game's final play.

**1991:** After making the 47-man roster in 1991, Lett was placed on injured reserve with a back problem on Aug. 27 and spent the next 11 weeks working to improve his strength and weight. He was re-activated on Nov. 21, and against undefeated Washington (11/24) at RFK on his first regular-season play in the National Football League, Lett stuffed Redskins running back Earnest Byner after a one-yard gain. Lett played some at defensive tackle the final five games of the season and in the playoffs. The first person from Emporia State to make a Cowboys' roster, Lett was the first player to be drafted from the school since Steve Henry in the fifth round in 1979 and the first defensive lineman selected from Emporia State since John Lohmeyer in the fourth round in 1973.

**GAMES/STARTS** (regular season, playoffs): 1991 (5/0, 1/0), 1992 (16/0, 3/0), 1993 (11/6, 3/3), 1994 (16/16, 2/2), 1995 (12/12, 3/3), 1996 (13/13, 0/0). Total - 73/47, 12/8.

**COLLEGE:** A big part of a defense that held opponents to 4.1 yards-per-play and 3.1 yards-per-carry during his two years at Emporia State, Lett finished second on the team in sacks and earned All-NAIA District 10 honors despite missing three games due to a leg injury as a senior. He had a monster effort with six tackles, two tackles for a loss, a



sack, an interception and a blocked kick against Northeastern Oklahoma State in 1990. Lett transferred to Emporia State after two seasons at Hinds, MS, Junior College.

**PERSONAL:** Leon Lett starred in football and basketball at Fairhope, AL, High School. A sociology major at Emporia State, Lett participated in the Shriner's Christmas Gift Drive in 1991. He has a daughter, Shanavia (7/3/87).

## LETT'S COWBOYS TOTALS

Year	Tackles			Sacks	Tkl/ Loss	QB Press.	Passes Def.	For. Fum.	Blk Kicks
	Solo	Ast.	Tot.						
1991	1	1	2	0	0	0	0	0	0
1992	13	13	26	3 1/2	1(-1)	19	4	0	0
1993	18	14	32	0	3(-8)	10	4	0	0
1994	41	27	68	4	7(-16)	26	1	1	2
1995	29	24	53	3	6(-11)	19	3	1	1
1996	30	24	54	3 1/2	7(-15)	20	5	3	1
Totals	132	103	235	14	24(-51)	94	17	5	4

## Playoffs

1991	0	1	1	0	0	0	0	0	0
1992	5	5	10	1	2(-9)	2	2	3	0
1993	11	6	17	0	1(-2)	5	2	1	0
1994	3	6	9	0	0	5	1	0	0
1995	6	2	8	2	0	4	1	0	0
Totals	25	20	45	3	3(-11)	16	6	4	0

## Opponents' Fumbles Recovered

Year	No.	Yds.	Avg.	Long	TD
1992	1	0	0.0	0	1
1995	2	0	0.0	0	0
1996	2	0	0.0	0	0
Totals	5	0	0.0	0	0

## Playoffs


1992	1	64	64.0	64	0
1993	1	0	0.0	0	0
Totals	2	64	32.0	64	0

## Interceptions

Year	No.	Yds.	Avg.	Long	TD
1995	1	-1	-1.0	-1	0

## SINGLE-GAME BESTS

Total Tackles — 9 @ Buffalo, 9/22/96  
 Solo Tackles — 6 vs. Washington, 11/20/94  
 Assists — 4 @ Atlanta, 10/29/96 and @ Buffalo, 9/22/96  
 Sacks — 2 @ San Francisco, 11/13/94 and vs. Indianapolis, 9/15/96  
 Tackles for a loss — 2 three times, last @ Minnesota, 9/17/95  
 QB Pressures — 6 twice, @ Pittsburgh, 9/4/94 and @ Philadelphia, 12/10/95



## Rico Mack

**Linebacker**

**6'4" ★ 248 ★ 2/22/71**

**Appalachian State**

**W(StL) '97 ★ 4th Year**



**PRO:** The Cowboys claimed Rico Mack off waivers from St. Louis on April 25 to shore up a linebacking corps depleted through free agency. Mack is an athletic and quick line-backer with good straight-ahead speed that will provide veteran quality depth for the Cowboys. Dallas coaches also expect him to be a special teams contributor.

**1996:** Mack spent the spring playing for the Amsterdam Admirals in the World League, where he earned All-World League honors after leading the league with 73 tackles in 10 games. He signed with the St. Louis Rams on July 9 and was leading the team with three preseason special teams tackles when he tore the anterior cruciate ligament in his right knee. After undergoing surgery to repair the ACL, he was placed on Reserve/Injured Aug. 21, missing the entire season.

**1995:** Mack went to training camp with the Pittsburgh Steelers, but was released Aug. 21 on the final roster cutdown.

**1994:** Mack suffered a dislocated left ankle against the L.A. Raiders (8/13) during a



preseason game and spent the season on the Reserve/Injured list.

**1993:** Mack originally signed with the Chicago Bears as a free agent, but was released during training camp. He was then signed to the Pittsburgh Steelers practice squad on Aug. 31. He was moved to the active roster Nov. 1 and made two special teams tackles in his first professional game at Cincinnati (11/7). Mack recorded two defensive tackles at Denver (11/21), and he led the team with three special teams tackles in a wild card playoff game at Kansas City (1/8/94).

**GAMES/STARTS** (regular season, playoffs): 1993 (8/0, 1/0-Pitt.) 1994 (IR-Pitt.), 1996 (IR-StL.). Total - 8/0, 1/0.

**COLLEGE:** Mack finished fourth in school history with 347 tackles after starting 36 consecutive games. He established season-highs with 11 tackles for a loss, five sacks and nine passes defended as a senior. As a junior, he was the Defensive Player of the Year after finishing second on the team with 111 tackles. Mack tied for the team lead with four interceptions, returning two for touchdowns, and finished second with four sacks to earn unanimous first-team all-conference honors as a sophomore. He played in all 12 games, starting one, as a true freshman and recorded a team high three tackles for a loss in a playoff game.

**PERSONAL:** Born Rico Rodrigus Mack (2/22/71) in Stratham, GA, he earned three letters in football at Window Barrow High School in Stratham.

Year	Tackles		MACK'S NFL TOTALS							Special Teams		
	Solo	Ast.	Tot.	Sacks	Tkl/ Loss	QB Press.	Passes Def.	For. Fum.	Solo	Ast.	Tot.	
1993 (Pitt.).....	2	0	2	0.0	-	-	-	-	-	-	3	
1994 (Pitt.).....			RESERVE/INJURED									
1996 (StL.).....			RESERVE/INJURED									
Totals .....	2	0	2	0.0	-	-	-	-	-	-	3	
<b>Playoffs</b>												
1993 (Pitt.).....	0	0	0	0.0	-	-	-	-	-	-	3	



## Brock Marion

**Safety**

**5'11" ★ 197 ★ 6/11/70**

**Nevada-Reno**

**D-7 for '93 ★ 5th Year**



**PRO:** Brock Marion took over the starting free safety job in 1995 and has provided the Cowboys with big plays for two seasons. His natural instinct to see a play develop and quickly break on the ball helped the Cowboys finish 1996 with the third ranked defensive unit in the league and the second best pass defense. Marion, a former seventh-round draft pick, not only provides Dallas with quality play from his safety position, but he is also a standout member of the Cowboys special teams units. Marion's veteran leadership and aggressive play will be called upon in 1997 to help maintain the Cowboys lofty defense and special teams rankings.

**1996:** Marion, in his second season as the starting free safety, finished 1996 fifth on the team with 77 tackles despite missing the final six games of the season with a fractured left scapula. Marion opened the season with eight tackles at Chicago (9/2), and he returned a Michael Timpson fumble 45 yards from the Dallas goal-line, to set up a Cowboys field goal. After tallying 10 tackles against Indianapolis (9/15), he led the team with a career-high 15 tackles - including a career-high 12 solo stops - at Buffalo (9/22), helping limit the Bills to 89 yards passing. At Philadelphia (9/30), Marion registered eight





tackles. He recorded five tackles and returned a kickoff 26 yards against Arizona (10/13), and he set up a Dallas field goal against Atlanta (10/20) by recording a career-long 37-yard kickoff return. He also tallied five tackles and a pass defended against the Falcons. At Miami (10/27), he recorded four tackles and a season-high two passes defended. For the second time in 1996, Marion led the team in tackles when he registered 12 stops against Philadelphia (11/3). He registered six tackles and a tackle for a loss in the first half at San Francisco (11/10) before fracturing his left scapula. Marion missed the remaining six regular season games before being placed on the reserve/injured list Dec. 24. Marion recorded double digit tackles in three of the 10 games he played, ranking third on the team for games with double digit tackles.

**1995:** Marion stepped into the starting free safety spot in 1995 and tied for the team lead with six interceptions, tying him for fifth in the NFL. He finished the year second on the team with a career-high 114 tackles and registered a team and career-high 13 passes broken-up. At the N.Y. Giants (9/4), in his first game as a full-time starter, he recorded his first interception of the season to go with seven tackles. Against Denver (9/10), Marion tallied what was then a career-high 11 tackles. He picked off his second pass of the year against Arizona (9/24) while registering five tackles and forcing a fumble. At San Diego (10/15), he stopped a potential Chargers' scoring drive when he intercepted a pass in the end zone. Marion tied his season-high with 11 tackles against San Francisco (11/12), and one week later at Oakland (11/19), he broke up a career-high four passes – intercepting one that led to a Dallas field goal – while finishing with nine stops. He led the team with 10 tackles against Washington (12/4) before recording his fourth double-digit tackle game of the season with 10 stops at Philadelphia (12/10). He set up a Dallas field goal with his fifth interception of the season against the N.Y. Giants (12/17) while registering 10 tackles for the third consecutive game. In the regular season finale at Arizona (12/25), Marion returned his sixth interception of the year 32 yards for his first career touchdown. He tallied seven tackles against Pittsburgh (1/28/96) in Super Bowl XXX and registered his first career postseason interception on the last play of the game against the Steelers. He finished the season with 13 special teams tackles, the highest total for a starter.

**1994:** Marion, previously used mostly for his special teams abilities, saw most of his action in 1994 at the strong-safety spot in the "45" and nickel defenses. Marion earned his first NFL start against Houston's (9/11) run-and-shoot offense, recording five tackles and a pass defended. He recorded his first career sack, to go along with four tackles and a forced fumble, and earned a game ball against the N.Y. Giants (11/7). Marion got his only interception of the season and tallied four special teams tackles against Washington (11/20). He finished out the regular season inactive at New Orleans (12/19) and at the N.Y. Giants (12/24) while recovering from fractured ribs suffered against Cleveland (12/10). He recorded a postseason career-high nine tackles, with a pass defended, against Green Bay (1/8/95) in the first round of the playoffs, and he earned NFC Special Teams Player of the Week honors after tallying three special teams tackles. Marion finished the regular season with 23 special teams tackles and was second among all non-starters with 29 defensive stops.

**1993:** Marion, who finished third on the team with 19 special teams tackles, was a key contributor in making the Dallas special teams unit one of the best in the NFL. As linebacker in the Cowboys nickel defense, Marion posted 16 tackles, one interception, three passes defended, two forced fumbles, and one fumble recovery. He recorded his first career tackle while seeing fourth quarter action at safety at Indianapolis (10/10). When Kenny Gant was sidelined with an injury in the second quarter at Atlanta (11/21), Marion moved into the nickel defense at linebacker and responded by recording a season-high five tackles and forcing a fumble. Against Miami (11/25) on a snow covered field at Texas Stadium, Marion grabbed his first career interception, tied his season-high with five tackles, forced a fumble and deflected a pass. He earned a special teams game ball at the N.Y. Jets (12/18) for leading the team with four tackles and recovering a muffed punt. Marion, who had eight career blocked kicks in college, deflected a punt in the NFC East clinching victory at the N.Y. Giants (1/2/94). Marion returned his first career kickoff in the playoff opener against Green Bay (1/16/94).


**GAMES/STARTS** (regular season, playoffs): 1993 (15/0, 2/0), 1994 (14/1, 2/0), 1995 (16/16, 3/3), 1996 (10/10, 0/0). Total- 55/27, 7/3



**COLLEGE:** A three-year starter at cornerback, Marion moved to strong safety his senior year and ended his collegiate career with 303 total tackles (202 solo), 44 passes defended and returned 13 interceptions for 114 yards. A three-time all conference selection, twice All-Big Sky and once Big West, Marion led the secondary in tackles for four straight years, and during his career, the Wolf Pack won three straight conference titles, landed two NCAA I-AA playoff berths and a bid to the Las Vegas Bowl.

**PERSONAL:** Brock Elliott Marion earned nine varsity letters in football, basketball and track at West High School in Bakersfield, CA. An all-state selection as a senior, he led the state with 13 interceptions. Brock was an interior design major at Nevada-Reno. His father, Jerry Marion, played wide receiver for the Pittsburgh Steelers in 1967 and his uncle, Brent McClanahan, was a running back for the Minnesota Vikings from 1973 to 1980. Brock and wife Keri have two daughters, Brianna (8/9/93) and Olivia (1/5/96), and a son, Brock, Jr. (3/14/97).

MARION'S COWBOYS TOTALS													
Year	Tackles			Sacks	Tkl/Loss	QB Press.	Passes Def.	For. Fum.	Special Teams				
	Solo	Asst.	Tot.						Solo	Asst.	Tot.		
1993	11	5	16	0.0	0	0	3	2	17	2	19		
1994	21	8	29	1.0	0	1	3	1	18	5	23		
1995	74	40	114	0.0	0	0	13	1	10	3	13		
1996	44	33	77	0.0	1(-2)	1	5	0	3	3	6		
Totals	150	86	236	1.0	1(-2)	2	24	4	48	13	61		
Playoffs													
1993	0	1	1	0.0	0	0	0	0	1	2	3		
1994	5	5	10	0.0	0	1	1	0	2	1	3		
1995	6	8	14	0.0	0	0	2	0	1	3	4		
Totals	11	14	25	0.0	0	1	3	0	4	6	10		
Opponents' Fumbles Recovered													
Year	No.	Yds.	Avg.	Long	TD								
1993	1	0	0.0	0	0								
1996	1	45	45.0	45	0								
Totals	2	45	22.5	45	0								
Pass Interceptions													
Year	No.	Yds.	Avg.	Long	TD								
1993	1	2	2.0	2	0								
1994	1	11	11.0	11	0								
1995	6	40	6.7	32t	1								
Totals	8	53	6.6	32t	1								
Playoffs													
1995	1	0	0.0	0	0								
Kickoff Returns													
Year	No.	Yds.	Avg.	Long	TD								
1994	2	39	19.5	21	0								
1995	1	16	16.0	16	0								
1996	3	68	22.7	37	0								
Totals	6	123	20.5	37	0								
Playoffs													
1993	2	28	14.5	14	0								
1994	1	14	14.0	14	0								
1995	1	13	13.0	13	0								
Totals	4	55	13.8	14	0								
SINGLE-GAME BESTS													
Tackles - 15 @ Buffalo, 9/22/96													
playoffs - 9 vs. Green Bay, 1/8/95													
Solo Tackles - 12 @ Buffalo, 9/22/96													
playoffs - 5 vs. Pittsburgh, 1/28/96													
Assists - 7 vs. Philadelphia, 11/3/96													
playoffs - 5 vs. Green Bay, 1/8/95													
Passes Defended - 4 @ Oakland, 11/19/95													



## Hurvin McCormack

**Defensive Line**  
**6'5" ★ 284 ★ 4/6/72**  
**Indiana**  
**FA for '94 ★ 4th Year**



**PRO:** A promising talent on the defensive line - an area where NFL caliber performers are very difficult to find via the rookie free agent route - Hurvin McCormack came to the Cowboys as an underrated talent out of Indiana, and he went on to earn a 1994 roster spot in his rookie training camp. He made the team based on his competitiveness and desire, and he has worked his way into the role of a solid contributor in the Cowboys defensive line rotation. One of the Cowboys' more impressive free agent discoveries in



recent years, McCormack's importance to the defensive depth chart has taken on greater meaning following the Cowboys personnel losses over the past few seasons. McCormack started his professional career as a tackle, but he was moved to end during the 1995 training camp. He has proven to be a productive performer at both positions.

**1996:** McCormack spent the majority of the season switching between the defensive end and tackle positions. His versatility in being able to handle both spots made him a valuable performer when holes were created on the defensive line depth chart. He finished the year with 21 tackles and a career-best 2.5 sacks. He was also sixth on the squad in quarterback pressures with 11. McCormack began the season as a key player in the rotation at defensive end. When back problems forced Charles Haley from the lineup, McCormack earned his first start of the season (the third of his career) at right end at Buffalo (9/22). He responded with a season-high five tackles, a sack and a career-high four quarterback pressures. He started at right end the following week at Philadelphia (9/30) and accounted for three tackles, half a sack, a tackle for a loss of Irving Fryar on an end around and a quarterback pressure. He earned his third start of the season at right end against Arizona (10/13) and recorded two tackles and a quarterback pressure. The following week against Atlanta (10/20), McCormack returned to the defensive tackle rotation and registered two tackles and a quarterback pressure. In the season finale at Washington (12/22), he started at right defensive tackle in place of Tony Casillas, who moved to left tackle in the injury absence of Chad Hennings.

**1995:** McCormack picked up his first Super Bowl ring while contributing as a spot player at both the defensive end and tackle positions. He played in all but one of the Cowboys 16 regular season games (saw no action against Green Bay - 10/8), and he earned two starting assignments. He picked up his first career start in a nationally televised Monday night game against Philadelphia (11/6) - a 34-12 Dallas victory. Starting at left tackle in place of the injured Maryland, McCormack responded with career-high figures for tackles (six) and solo tackles (five), while also collecting a sack and two quarterback pressures. His five solos against the Eagles led all Dallas defensive linemen in that game, and his effort helped limit the Philadelphia offense to just 230 total yards. His second most productive outing of the season came against the Redskins (12/3) when he came off the bench in relief of defensive end Charles Haley, who missed the remainder of the game (and the regular season) with a back injury. McCormack stepped in at right end and responded with three tackles (one for lost yardage) and a quarterback pressure. He earned his second start of the season in the Cowboys 21-20 win over New York (12/17) at Texas Stadium. Once again playing in place of the injured Maryland, McCormack had three solo tackles and a quarterback pressure while rotating between tackle and end. McCormack recorded his first career sack in the season opening victory at the N.Y. Giants (9/4).

**1994:** McCormack made the Cowboys roster on the strength of a very fine training camp in Austin. McCormack made an impression early on in Dallas by registering seven tackles, one sack and three quarterback pressures during the preseason. He played in his first career regular season game at Washington (10/2) and went on to see action in a total of four regular season games during the year. He registered a quarterback pressure in the Arizona game (10/9) and picked up his only tackle in the postseason against Green Bay at Texas Stadium (1/8/95).

**GAMES/STARTS** (regular season, playoffs): 1994 (4/0, 1/0), 1995 (15/2, 3/0), 1996 (16/4, 2/0). Total - 35/6, 6/0.

**COLLEGE:** A three-year starter at Indiana, McCormack earned back-to-back All-Big Ten honors following his junior and senior seasons. As a senior, McCormack recorded a career-high 38 tackles and five sacks in just nine games, earning honorable mention All-America honors as the Hoosiers' co-captain. As a junior, McCormack started all season and finished ninth on the team, second among defensive linemen, with 36 tackles. McCormack started all 11 games as a sophomore, and recorded 32 tackles. One of only two true freshman to earn a letter, McCormack recorded eight tackles, including an 11-yard sack in a 42-0 win over Northwestern.

**PERSONAL:** McCormack earned all-conference, all-city and all-district honors at New Drop High School in Brooklyn, NY. A four-year letterman, He totaled 58 tackles and eight quarterback sacks as a senior. Hurvin majored in sports management at Indiana.



## McCORMACK'S COWBOYS TOTALS

Year	Tackles			Sacks	Tkl/ Loss	QB Press.	Passes Def.	For. Fum.
	Solo	Ast.	Tot.					
1994.....	0	0	- 0	0.0	0	1	0	0
1995.....	16	6	- 22	2.0	2(-3)	9	0	0
1996.....	10	11	- 21	2.5	2(-6)	11	0	1
Total.....	26	17	- 43	4.5	4(-9)	21	0	1
<b>Playoffs</b>								
1994.....	0	1	- 1	0.0	0	1	0	0
1995.....	0	0	- 0	0.0	0	1	0	0
1996.....	2	0	- 2	0.0	0	0	0	0
Total.....	2	1	- 3	0.0	0	2	0	0

## SINGLE-GAME BESTS

Tackles - 6 vs. Philadelphia, 11/6/95  
 Quarterback Pressures - 4 @ Buffalo, 9/22/96



## Anthony Miller

**Wide Receiver**

**5'11" ★ 190 ★ 4/15/65**

**Tennessee**

**FA for '97 ★ 10th Year**

**PRO:** Anthony Miller, who joined the Cowboys on June 2 after being released by the Denver Broncos, provides Dallas with a speed receiver that has the ability to make big plays and stretch defenses up the field, something the Cowboys have not had since Alvin Harper departed via free agency in 1995. Miller, a five time Pro Bowl selection, has recorded at least one catch of 46 yards or longer in eight of his nine professional seasons, and he has registered five 1,000-yard receiving seasons. With Miller's addition to the receiving corps, Dallas' two starting receivers, Miller and Michael Irvin, have a combined 10 Pro Bowls, 18,003 career receiving yards and 1,140 career receptions. Together, they create one of the top receiving duos in the NFL.

**1996:** Miller started 16 games for Denver and registered 56 receptions for 735 yards and three touchdowns. He opened the season against the N.Y. Jets (9/1) with one catch for eight yards while scoring on a 26-yard reverse hand-off. Against Tampa Bay (9/15), he recorded a season-high seven receptions for 60 yards and a touchdown while becoming the 49th player in NFL history to surpass the 500-catch plateau with a seven-yard reception in the first quarter. Miller tallied five catches for a season-high 131 yards and a touchdown at Cincinnati (9/29). Against Kansas City (10/27), he tallied three receptions for 88 yards before tallying eight catches for 65 yards against Chicago (11/10). He led the Broncos with four catches for 78 yards at New England (11/17), and he registered five receptions for 81 yards, including four catches for 73 yards in the fourth quarter, at Minnesota (11/24). Miller finished out the season with three catches for 48 yards against Oakland (12/15) and three receptions for 27 yards at San Diego (12/22). He tallied five receptions for a team-high 67 yards in the Broncos divisional playoff game against Jacksonville (1/4/97).

**1995:** Miller started 14 games for the Broncos and recorded his fourth consecutive 1,000-yard season, earning him his fifth Pro Bowl selection. He finished the year with 59 receptions for 1,079 yards and 14 touchdowns, setting a Denver team record for receiving and total touchdowns in a season. His 18.3 yards-per-catch average was the third best average in the NFL, and he averaged 35.1 yards-per-touchdown reception. Miller made his season debut at Dallas (9/10) and recorded six catches for 108 yards and a career-high three touchdowns. He tallied three receptions for 87 yards, including a 60-yard touchdown, at New England (10/8). Miller scored the 50th touchdown of his career



on a 46-yard reception at Philadelphia (11/12). Against Seattle (12/10), he caught four passes for 52 yards and a touchdown, marking the sixth consecutive game he had caught a touchdown pass, tying the team record. On Christmas Eve at Oakland (12/24), he tallied two catches for 19 yards and a touchdown, giving him a franchise-record 14 touchdowns on the season.

**1994:** Miller joined the Denver Broncos as a free agent during the offseason and finished the season with 60 catches for 1,107 yards and five touchdowns. He became only the fourth Bronco to surpass the 1,000-yard mark, and together with Shannon Sharpe (1,010 yards), became the first duo in team history to eclipse the 1,000-yard barrier in the same season. Over the final six games of the season, Miller hauled in 27 passes for 649 yards (108.2-per-game), an average of 24 yards-per-catch. He posted 100-yard receiving games at the New York Jets (9/11 - 105 yards), against Atlanta (11/20 - 102), against Cincinnati (11/27 - 116) and at Kansas City (12/4 - 153). At San Francisco (12/17), he tallied 118 yards, including a career-long 76 yard catch.

**1993:** Miller finished second in the AFC in receptions with a career-high 84 catches for 1,162 yards and seven touchdowns for the San Diego Chargers. He caught a career-high 10 passes for 123 yards and a score at Seattle (10/3) before tallying a season-high 142 yards on seven catches at Minnesota (11/7). He finished the season with a 119-yard effort on seven catches with a touchdown at Tampa Bay (1/2). Miller recorded a career-best six 100-yard receiving games in 1993.

**1992:** After undergoing arthroscopic knee surgery prior to training camp, Miller finished the year as the only AFC receiver to surpass to the 1,000-yard mark while finishing fifth in the conference with 72 catches for 1,060 yards and eight touchdowns. He finished the season with four 100-yard receiving efforts.

**1991:** Despite missing the final three games of the year due to injury, Miller tallied 44 receptions for 649 yards and three touchdowns to finish second on the team. He managed to surpass the 100-yard mark with 149 yards at the L.A. Rams (10/13) and 124 yards against Seattle (11/10).

**1990:** Miller was selected to his second straight Pro Bowl after leading the Chargers for the second consecutive season with 63 catches for 933 yards and seven touchdowns. He finished the season with a streak of 33 games with at least one reception.

**1989:** Miller earned his first Pro Bowl berth after totaling 75 receptions for a career-high 1,252 yards and 10 touchdowns. He tallied his 11th touchdown of the year on a 91-yard kickoff return against the L.A. Raiders (12/17). Over the final eight games of the year, he caught 47 passes and scored seven touchdowns, compared to 28 receptions and two touchdowns in the first eight games. Miller caught five-of-more passes in each of the final eight games and finished the season with five 100-yard games. Against Houston (9/17), he registered a career-high 162 receiving yards.

**1988:** Miller finished his rookie season second on the Chargers with 36 receptions for 526 yards and three touchdowns. He also finished the season with a 25.9-yard kickoff return average, third in the NFL, including a 93-yard touchdown return at the L.A. Rams (10/23). Miller was the Chargers first-round selection (15th overall) in the 1988 NFL Draft.

**GAMES/STARTS** (regular season, playoffs): 1988 (16/15-S.D.), 1989 (16/16-S.D.), 1990 (16/16-S.D.), 1991 (13/12-S.D.), 1992 (16/16, 2/2-S.D.), 1993 (16/16-S.D.) 1994 (16/16-Den.), 1995 (14/14-Den.), 1996 (16/16, 1/1-Den.). Total - 139/137, 3/3.

**COLLEGE:** Miller, a preseason All-America prior to his senior year at the University of Tennessee, had his senior season interrupted for five games because of a knee injury, and he finished the year with just 11 receptions. As a junior, Miller averaged 18.5 yards on 36 catches (667 yards) with five touchdowns after transferring from Pasadena City College, where he earned All-America honors as a sophomore. He was a track standout at San Diego State as a freshman before transferring to Pasadena C.C. to play football. Miller was also a track star at Tennessee, where he majored in physical education.

**PERSONAL:** Lawrence Anthony Miller competed in basketball, track and one year of football at John Muir High School in Pasadena, CA, before signing a track scholarship to San Diego State. As a high school trackster, he ran the 100 meters in 10.3 seconds and the 200 meters in 20.6 seconds. Miller finished second to Washington Redskins' cornerback Darrell Green in the 1989 "NFL's Fastest Man Competition."



## MILLER'S NFL TOTALS

Year	Receiving				TD
	No.	Yds.	Avg.	Long	
1988 (S.D.).....	36	526	14.6	49	3
1989 (S.D.).....	75	1,252	16.7	69t	10
1990 (S.D.).....	63	933	14.8	31t	7
1991 (S.D.).....	44	649	14.8	58	3
1992 (S.D.).....	72	1,060	13.8	67t	7
1993 (S.D.).....	84	1,162	14.9	66t	7
1994 (Den.).....	60	1,107	18.5	76	5
1995 (Den.).....	59	1,079	18.3	62t	14
1996 (Den.).....	56	735	13.1	46	3
Totals.....	549	8,503	15.5	76	59

## Playoffs

1992 (S.D.).....	4	70	17.5	44	0
1996 (Den.).....	5	67	13.4	18	0
Totals.....	9	137	15.2	44	0


## Kickoff Returns

Year	Kickoff Returns				TD
	No.	Yds.	Avg.	Long	
1994.....	2	39	19.5	21	0
1988 (S.D.).....	25	646	25.9	93t	1
1989 (S.D.).....	21	533	25.4	91t	1
1990 (S.D.).....	1	13	13.0	13	0
1992 (S.D.).....	1	33	33.0	33	0
1993 (S.D.).....	2	42	21.0	29	0
Totals.....	50	1,269	25.4	93t	2

Year	Rushing				TD
	No.	Yds.	Avg.	Long	
1988 (S.D.).....	7	45	6.4	20	0
1989 (S.D.).....	4	21	5.3	24	0
1990 (S.D.).....	3	13	4.3	10	0
1991 (S.D.).....	0	0	0.0	0	0
1992 (S.D.).....	1	-1	-1.0	-1	0
1993 (S.D.).....	0	0	0.0	0	0
1994 (Den.).....	0	0	0.0	0	0
1995 (Den.).....	1	5	5.0	5	0
1996 (Den.).....	3	39	13.0	26t	1
Totals.....	19	122	6.4	26t	1

## SINGLE-GAME BESTS

Receptions – 10 @ Seattle, 10/3/93  
 Yards receiving – 162 vs. Houston, 9/17/89  
 Long reception – 76 @ San Francisco, 12/17/94  
 Touchdowns – 3 @ Dallas, 9/10/95



## Nate Newton

**Guard**

**6'3" ★ 320 ★ 12/20/61**

**Florida A&M**

**FA for '86 ★ 12th Year**



**PRO:** Nate Newton began his professional career as a free agent signee of the Washington Redskins who was released on the final cut of the 1983 summer training camp. After playing two seasons in the USFL and suffering through two of the worst seasons in Dallas Cowboys franchise history, Newton's perseverance has paid handsome dividends. In 1997, he enters his 11th year as a starter on the Dallas offensive line. He is the owner of three Super Bowl rings, and he is regarded as one of the NFL's very best offensive guards. He has been a member of the NFC Pro Bowl squad in each of the past five seasons. Newton, who possesses outstanding natural strength and quickness for a man of his size, has started 79 of the Cowboys last 80 regular season games at left guard (64 straight). He has started more regular season games on the Dallas offensive line (151) than any other current Cowboy. Including playoff games, Newton has 166 career starts – the most of any active Dallas offensive player. He has started 166 of the last 171 Cowboys regular season and postseason games. One of the most entertaining personalities in the Cowboys locker room, Newton is also one of the team's most popular figures with fans. In addition to his two All-Pro selections, he has been a mainstay on the All-Madden team since 1989.

**1996:** Newton was selected to his fifth consecutive Pro Bowl in 1996, which represents the most selections by a Dallas offensive lineman since Rayfield Wright was selected six straight times from 1971 to 1976 – and the most by a Dallas guard since John Niland went six times from 1968-73. Newton was one of the leaders of a Dallas offensive line that led the NFL in allowing the fewest number of sacks in 1996. Cowboys quarterbacks were sacked just 19 times in 506 total passing plays. The Dallas line permitted zero sacks in four



games, while surrendering one sack in five others. In the postseason, the Cowboys offensive line led the way to 255 yards rushing in the win over Minnesota (12/28), marking the second best postseason total in club history. In addition to appearing in his fifth straight Pro Bowl, Newton earned second team All-Pro honors from *College and Pro Football Newsweekly*, as well as second team All-NFC honors from the U.P.I.

**1995:** With the Cowboys' 27-17 win over Pittsburgh in Super Bowl XXX (1/28/96), Newton distinguished himself as one of 21 Dallas players who have served on the active roster of all three of the team's Super Bowl Champions in the 1990's. In addition to being a consensus All-Pro for the second straight season, Newton earned his fourth consecutive trip to the Pro Bowl. Three other players on the Dallas front joined Newton as 1995 Pro Bowl selections: Mark Tuinei (tackle), Ray Donaldson (center) and Larry Allen (guard). That unit paved the way for Emmitt Smith to earn his fourth NFL rushing title in five years with a club record 1,773 yards, while also enabling Smith to collect a club record 11 100-yard rushing games. Smith also set a new NFL record for single-season rushing touchdowns with 25. The Dallas offensive line closed the year ranked second in the NFL in terms of fewest sacks allowed with a club-record 18, trailing only Chicago (15). The Cowboys also ranked second in the NFL in fewest yards lost due to sacks (118). Dallas permitted no sacks in six of their 16 games, and two-sacks-or-less in 14-of-16 regular season games. Also in 1995, Troy Aikman was sacked a career-low 14 times – or one sack for every 32 passing plays in which Aikman was involved. The Dallas offensive line was also instrumental in helping the Cowboys to top NFL rankings in the following categories: first downs (first in the NFL with 22.8-per-game), yards-per-play (second, 5.8) and scoring (third, 27.2 points-per-game). In starting all 16 games, Newton extended his streak of consecutive regular season starts to 50 – dating back to 1992.

**1994:** In his ninth NFL season, Newton gained more individual honors and recognition than any previous year. In addition to earning his third straight Pro Bowl trip, he was also a consensus All-Pro and was selected as the NFL Offensive Lineman of the Year by the NFL Alumni Association, while garnering his sixth straight All-Madden team selection. Newton started all 16 games at left guard while helping the Dallas offensive line establish a new team record by allowing just 20 sacks – for losses totaling just 93 yards. Dallas led the NFL in allowing the fewest yards in QB sacks (93) and the Cowboys were fourth in fewest sacks allowed (20). Emmitt Smith finished the year third in the NFL rushing race with 1,484 yards, and the Cowboys were fifth in the NFL in rushing yards-per-game, averaging 122.1 yards. Newton received a game ball in the Cowboys win over the Giants (11/7) in which Smith rushed for 163 yards on 35 carries and Aikman was not sacked in 24 passing attempts.

**1993:** In his second straight Pro Bowl season at left guard, Newton was again a key figure in clearing the way for Smith's third straight rushing title. In Smith's three consecutive rushing title seasons (1991-93), the Dallas offensive line helped the Dallas running back gain 4,762 yards on the ground for an average of almost 1,600 yards-per-season. Newton earned a game ball for his blocking at Philadelphia (10/31) when Smith rushed for an NFL-season-high and club-record 237 yards. The Cowboys had the NFL's second ranked rushing offense, averaging 135.1 yards-per-game, en route to a second straight Super Bowl title. In Super Bowl XXVIII, the Cowboys offensive line was considered the biggest group to ever take the field in the NFL, averaging 316 pounds-per-man. During the regular season, Newton and Co. permitted the lowest number of sacks in the NFC with 29 for losses totaling just 10.2 yards-per-game. In 16 regular season games, the Cowboys allowed more than two sacks in just three games. An All-Madden Team selection for the fifth straight year, he also earned second team All-Pro recognition from *College & Pro Football Newsweekly*.

**1992:** The emergence of Erik Williams at right tackle enabled Newton to move back to his old left guard spot, and the switch resulted in the first of Newton's Pro Bowl selections. Newton and center Stepnoski became the first Dallas offensive linemen selected to the Pro Bowl since 1982. While helping lead Smith to his second straight NFL rushing title with 1,713 yards on the ground, Newton established himself as one of the game's premier guards. He earned a game ball for his performance against Philadelphia (11/1), a game in which Smith rushed for 163 yards – becoming the first NFL back to top the 100-yard barrier in over 50 tries against the Eagles defensive front. He also earned a game ball in the season opener against Washington (9/7), when Smith collected 140 yards against the defending Super Bowl Champions. Newton started 15 games, sitting out the season finale



against Chicago (12/27) while resting a sore right knee.

**1991:** In his second year as the starting right tackle, Newton's play against some of the top defenders in the NFL was a cornerstone, particularly down the stretch, in the Cowboys' drive to their first playoff trip since 1985. After missing the Giants (11/17) and Washington (11/24) games due to a sprained right knee, Newton played a big role in the Cowboys' six-game winning streak at the end of the year. Against a New Orleans (12/8) team that ranked second in the NFL in total defense, rush defense and pass defense, in addition to tying for third in the league in sacks, Dallas did not give up a sack and allowed Smith to become the first back in 1991 to top 100 yards rushing against the Saints. In that game, Newton held Saints linebacker Rickey Jackson, who finished ninth in the NFL with 11.5 sacks, without a sack. The next week in the playoff-clinching win at Philadelphia (12/15), Newton limited All-Pro Reggie White to one sack, the Eagles only sack of the day and what proved to be the low sack output of the season for Philadelphia, who led the league in defense and sacks in 1991. In addition, Dallas ran behind Newton for most of the afternoon as Smith gained 122 yards, 98 in the second half, against Green Bay (10/6), which entered the game as the NFL's top run defense. Oilers defensive end William Fuller, who earned AFC Pro Bowl honors, was limited to one tackle and no sacks by Newton on Nov. 17. In five games in 1991, Newton lined up opposite a player who finished the year in the top 10 in sacks, allowing a total of two sacks in those battles.

**1990:** Early in the Cowboys' 1990 training camp, Newton successfully made the transition from left guard to right tackle. He went on to start all 16 games at right tackle and was named the Cowboys' Most Valuable Offensive Player by *Pro Football Weekly*. He was also the only Dallas offensive lineman to earn All-Pro votes from the Associated Press for his play in the Cowboys 7-9 season. In the two 1990 meetings between the Cowboys and Eagles, All-Pro Reggie White tallied three total tackles and no sacks while facing Newton at the right tackle spot.

**1989:** For the first time in his NFL career, Newton started every single game of a 16 game regular season schedule. He was the Cowboys regular left tackle throughout the year, and moved to right tackle during the 1990 training camp.

**1988:** Newton missed just one game due to injury in 1988, and started 15 games at left guard. In the last seven games of the season, he began a streak of 49 straight starts that lasted through to the latter portion of the 1991 season.

**1987:** Newton earned his first career NFL start in the 1987 opener – at left guard – in St. Louis (9/13), a 24-13 Cardinal victory. He started all 11 of the games (at left guard) he played in during the strike-shortened season.

**1986:** Newton signed on as a free agent with the Cowboys, and spent his first year in Dallas as a backup along the offensive line. He was active for all 16 games and played in 11 of those outings in a reserve capacity.

**1984-85:** Prior to joining the Cowboys, Newton played two seasons with the USFL's Tampa Bay Bandits.


**1983:** Newton originally signed with the Washington Redskins out of college as a free agent in 1983 but was released on the final cut.

**GAMES/STARTS** (regular season, playoffs): 1986 (11/0), 1987 (11/11), 1988 (15/15), 1989 (16/16), 1990 (16/16), 1991 (14/14, 2/2), 1992 (15/15, 3/3), 1993 (16/16, 3/3), 1994 (16/16, 2/2), 1995 (16/16, 3/3), 1996 (16/16, 2/2). Total – 162/151, 15/15.

**COLLEGE:** Newton played on both the offensive and defensive lines while winning four letters at Florida A&M. He was a team captain as a senior, when he was named all-conference.

**PERSONAL:** Nathaniel Newton, Jr. was an all-around athlete at Jones High School in Orlando, FL, where he participated in football, basketball, wrestling and track (shot put). His younger brother Tim played nine years as a defensive tackle in the NFL with Minnesota, Tampa Bay and Kansas City. Nate has previously done extensive work in the community in the areas of providing food for needy families and anti-drug educational programs. He is one of the Cowboys' most popular figures among youngsters in the Metroplex, answering the call for several school assemblies on the importance of education. Nate annually serves as a celebrity escort for the Children's Cancer Fashion Show. He also made a special appearance at Texas Scottish Rite Hospital with Sesame Street's "Cookie Monster" to visit the children. He and wife Dorothy have a son, Nathaniel III (10/15/89).





## Kavika Pittman

**Defensive End**

**6'6" ★ 270 ★ 10/9/74**

**McNeese State**

**D-2a for '96 ★ 2nd Year**

**97**

**PRO:** Kavika Pittman came to the Cowboys as a rookie having to make the adjustment from playing Division I-AA football to playing in the National Football League. After a first year that saw limited playing time, Pittman has used his first offseason workout program to add strength and quickness to his 6 foot 6 inch frame. Working with Pro Bowl defensive ends Tony Tolbert and Charles Haley during his rookie season allowed Pittman to develop a greater feel for the game and a greater understanding of what it takes to succeed as a defensive end in the NFL. His continued development will give him the opportunity to show his playing ability, and the Dallas coaches will be expecting him to step in and have a productive sophomore season.

**1996:** Pittman saw most of his action as a rookie on special teams while seeing limited playing time in the Cowboys' defensive end rotation. He finished the year tied for third on the team with 17 special teams tackles - tops among rookies - while recording five tackles and five quarterback pressures as a defensive end. He recorded a special teams tackle in his professional debut at Chicago (9/2). Against the N.Y. Giants (9/8), he registered his first career tackle and two quarterback pressures in helping limit the Giants to 105 yards of offense. He tallied two special teams stops and a tackle as a defensive end at Philadelphia (9/30). He registered two special teams tackles at Miami (10/27) and against Philadelphia (11/3) before missing the 49ers game (11/10) with a strained right calf suffered against the Eagles. Pittman led the team with two special teams tackles at the N.Y. Giants (11/24) and recorded two more special teams stops against Washington (11/28). At Washington (12/22), he registered two tackles and a quarterback pressures in extensive playing time in the season finale. Pittman, drafted 37th overall, was the first McNeese State player ever drafted by Dallas.


**GAMES/STARTS** (regular season, playoffs): 1996 (15/0, 2/0).

**COLLEGE:** Pittman, the Louisiana and Southland Conference Defensive Player of the Year, earned All-America honors following his senior season. In leading the McNeese State Cowboys to their first ever semifinal appearance in the NCAA Division I-AA playoffs, Pittman tallied 57 tackles, 13 sacks, seven tackles for losses, 18 quarterback pressures, 11 passes defended, two forced fumbles and a blocked kick. Pittman finished his junior year with 59 tackles, four tackles for losses, four sacks, 11 quarterback pressures, a fumble recovery and a blocked kick for the sixth ranked Division I-AA defense.

**PERSONAL:** Pittman was born Oct. 9, 1974 in Frankfurt, Germany, where his father was stationed with the U.S. Army. His father's career moved the Pittman family five times before reaching Leesville, Louisiana, where Kavika was an all-state selection and district Most Valuable Player when he accounted for 94 tackles and 12 sacks as a senior at Leesville High. The Health and Human Performance major also won the district championship in the high jump, triple jump and long jump as a senior. To show his all-around athletic ability, Pittman led his AAU all-star basketball team to a national championship.

PITTMAN'S COWBOYS TOTALS

Year	Tackles			Sacks	TKI/Loss	QB Press.	Passes Def.	For. Fum.	Special Teams	
	Solo	Ast.	Tot.						Solo	Ast. - Tot.
1996	3	2	5	0.0	0	5	0	0	10	7-7
<b>Playoffs</b>										
1996	0	0	0	0.0	0	1	0	0	1	0-1



## Leonard Renfro

**Defensive Tackle**

**6'3" ★ 308 ★ 6/29/70**

**Colorado**

**FA for '97 ★ 3rd Year**

**62**

**PRO:** Looking for an opportunity to earn a roster spot as a Cowboys defensive tackle, Leonard Renfro comes to Dallas after previous stops with NFC East rivals Philadelphia and Washington. Renfro came into the NFL in 1993 as a first round draft choice (24th overall) of the Eagles after passing up his final year of eligibility at the University of Colorado. The Cowboys signed him on Feb. 24, 1997, and he will compete for a spot in the defensive line rotation.

**1996:** After sitting out the entire 1995 season, Renfro was signed as a free agent by Washington in March of 1996, but was unable to earn a spot on the Redskins final roster.

**1995:** After seeing limited action in his first two seasons in Philadelphia, Renfro was released at the end of the Eagles' 1995 training camp and did not play football that season.

**1994:** In his second season with the Eagles, Renfro played in nine games and was inactive for the other seven. He saw action as a member of the special teams and also contributed to the Eagles short yardage situations. He finished the year with seven tackles and served as a reserve behind defensive tackles Andy Harmon and William Perry.

**1993:** As rookie with the Eagles, Renfro saw playing time in 14 regular season games and drew two starting assignments. He saw most of his early action on special teams before making his first NFL start against Dallas (10/31) as a replacement for the injured Keith Millard. Renfro started the following week at Phoenix (11/7), but returned to a reserve role when the Eagles acquired free agent William Perry at the midway point of the season. Renfro was the fourth defensive lineman selected in the first round of the 1993 draft.


**GAMES/STARTS** (regular season, playoffs): 1993 (14/2-Phi.), 1994 (9/0-Phi.). Total - 23/2.

**COLLEGE:** One of the top defensive linemen in the country in 1992, Renfro decided to forgo his senior season at Colorado and enter the NFL Draft. He was a first-team All-Big Eight Conference player in his final two seasons at Colorado. In his final season (1992), he registered 10.5 sacks and 16 quarterback pressures while collecting a career-high 93 tackles (23 for lost yardage). As a sophomore in 1991, Renfro helped guide the Buffaloes to the national championship.

**PERSONAL:** Renfro lettered in football, basketball and track at St. Mary's High School in Orchard Lake, Michigan. His older brother, Andrew, was a defensive back at Michigan State (1973-76). A communications major at Colorado, Renfro enjoys music, comedy and basketball.

### RENFRO'S NFL TOTALS

Year	Solo	Tackles		Sacks	Tkl/ Loss	QB Press.	Passes Def.	For. Fum.
		Ast.	Tot.					
1993 (Phi.)	14	2	16	0.0	-	7	0	0
1994 (Phil.)	5	2	7	0.0	-	1	1	0
Totals	19	4	23	0.0	-	8	1	0



## Deion Sanders

**Cornerback/  
Wide Receiver**

**6'1" ★ 195 ★ 8/9/67**

**Florida State**

**UFA (SF) for '95 ★ 9th Year**



**PRO:** On Sept. 9, 1995, the Dallas Cowboys made the biggest free agent move in the franchise's history – and perhaps the boldest maneuver in the five year history of NFL free agency – by signing Deion Sanders to a long term contract. In doing so, Dallas was able to secure the services of one of the most talented cornerbacks in the history of the NFL. Sanders is an extremely gifted and versatile athlete, who, in addition to his various skills as a cornerback, punt returner and pass receiver, is also a major league baseball player. He is the only man in professional sports history to play in both a World Series (batting at a .533 World Series clip with Atlanta in 1992) and in the Super Bowl (with the victorious San Francisco and Dallas teams following the 1994 and 1995 seasons). To further validate his versatility, Sanders is the only man in NFL history who has recorded both a pass reception – a 47-yarder, the longest completion of the game in Super Bowl XXX – and an interception – returned for 15 yards in Super Bowl XXIX – in Super Bowl action. After helping the Cowboys win Super Bowl XXX in Tempe, Sanders announced on Feb. 20, 1996 that he would play football exclusively for the entire 1996 season – marking the first one-sport season of his professional athletic career. As a result, Sanders started 16 regular season games at cornerback and another eight at wide receiver – becoming the first two-way starter in the NFL since the Eagles Chuck Bednarik, who retired in 1962. At the completion of the 1996 football season, Sanders returned to baseball, signing with the Cincinnati Reds. Recognized as the league's most dominant coverage cornerback, Sanders is capable of single-handedly taking half of the field away from opposing offenses, and, often, teams simply refuse to throw the football his way. His elite reputation as a performer is backed up by his production. He has been selected to five Pro Bowls, while collecting 34 career interceptions and 15 regular season touchdowns. His unmatched foot-speed, quickness and big-play ability make him a dangerous weapon every time he touches the ball. The numbers illustrate his explosiveness and versatility. In eight seasons as a runner, receiver, defender, punt returner and kickoff returner, Sanders has gained an average of 17.7 yards every time he has touched the football in an NFL regular season game. His 16 career touchdowns (including playoffs) have been scored in the following manner: interceptions (6), pass receptions (3), rushes (1), kickoff returns (3), punt returns (2) and fumble recoveries (1). Perhaps the one statistic that supports Sanders' status as one of the game's greatest playmakers is his career interception return average of 25.3 yards-per-return on 34 career thefts. He is on the fast track to set an NFL standard that will be difficult to surpass. The all-time leader in that category (minimum of 50 interceptions) is Lem Barney, who averaged 19.2 yards-per-return. As a baseball player, Sanders has spent time with the following major league clubs: New York Yankees (1989-90), Atlanta (1991-1994), Cincinnati (1994-1995 and 1997) and San Francisco (1995). On the football field, he has served the Atlanta Falcons (1989-1993), the San Francisco 49ers (1994) and the Cowboys (1995 to present). As the fifth player taken in the first round of the 1989 NFL Draft by the Falcons, Sanders joins Troy Aikman (first overall selection in 1989) and Broderick Thomas (sixth pick overall in 1989) on the current Dallas roster.

**1996:** For the first 11 games of the season, Sanders was a regular at both the cornerback and wide receiver positions, becoming the NFL's first two-way player in over 30 years. By season's end, he started all 16 games on defense and eight games on



offense, while recording at least one pass reception on offense in each of the Cowboys first 12 games. He closed the year ranked second on the team in receiving yardage with 475 yards, while finishing fifth on the club in receptions with 36. Throughout the course of the season, he participated in 490 of the club's 981 offensive plays (50.0%), and 769 of Dallas' 958 (80.3%) defensive snaps. Although rarely tested on defense (only two interceptions and nine passes defended for the year), Sanders led the team in fumble recoveries (three) and was chosen to start at cornerback for the NFC Pro Bowl squad – marking his fifth selection in eight NFL seasons. His selection to the Pro Bowl was his first as a member of the Cowboys. In earning that recognition, Sanders became the first cornerback to represent Dallas in Hawaii since Everson Walls in 1985, while also becoming just the fifth Dallas cornerback to gain Pro Bowl honors in club history. Sanders was named first team All-Pro in 1996 by the Associated Press and by the Pro Football Writers of America and *Pro Football Weekly*. Sanders opened the season with his most productive offensive performance of the year, registering season-high numbers for catches (nine) and receiving yardage (87) in the Cowboys Labor Day loss at Chicago (9/2). On defense he recorded three tackles, a pass defended and a goal-line tackle that led to a forced fumble to prevent a Bears' touchdown. In all, Sanders saw action on 57-of-64 offensive plays against the Bears and 51-of-61 defensive plays (108-of-125 total). The following week, he picked up his lone scoring catch of the year, an eight yard grab in the Cowboys 27-0 win over the Giants (9/8). The score marked Sanders' first TD reception since recording a 70-yarder against Dallas as a member of Falcons on Nov. 21, 1992. One week later, he returned a second-quarter fumble 22 yards for a touchdown against Indianapolis (9/15) to put Dallas up 14-3. It was the first fumble return for a touchdown by Dallas since Russell Maryland took one 26 yards against Chicago on Dec. 27, 1992. Sanders also added five tackles and a tackle for a loss while playing 49-of-61 snaps at cornerback. He had two receptions for 27 yards in 45-of-57 snaps at wide receiver. In a critical Monday night win at Philadelphia (9/30), Sanders picked off his first pass of the season with a second quarter theft off Rodney Peete that set up a field goal and a 17-10 Dallas lead. On the Cowboys possession just prior to his interception, Sanders hauled in a 39-yard pass from Aikman as part of a 96-yard touchdown drive. Sanders finished a very impressive two-way outing by catching three passes and picking up a season-high seven tackles. In all, he saw action on 47-of-58 offensive snaps and 61-of-63 defensive snaps. In the Cowboys win at Miami (10/28), Sanders enjoyed his second-best receiving day of the season with five catches for 60 yards, four of which went for a first down – including two on third downs. He also forced and recovered a fumble while playing cornerback. Once Kevin Williams recovered from a broken foot, Sanders saw less offensive action in the month of November. In the Cowboys big Monday night win over Green Bay (11/18), Sanders recorded four tackles and two receptions for 14 yards. The following week at New York (11/24), he hauled in a season-long 41 yard reception against the Giants, but it was the last regular season game in which he had a pass reception. In turning most of his focus to defense for the stretch run, Sanders picked up his second interception of the season in the Thanksgiving Day win over Washington (11/28) at Texas Stadium. Ten days later at Arizona (12/8), he missed the first half of the 10-6 Dallas win while suffering muscle spasms in his back. He entered the game in the third quarter and recovered a fumble on his first play. In the first round playoff win over Minnesota (12/28), Sanders was involved in two Dallas takeaways that helped set up 10 Dallas points. First, he recovered a Leroy Hoard fumble and returned it to the Vikings' 37-yard line, where Emmitt Smith ran it in for a touchdown. Sanders then recorded an interception six plays later, returning the theft to the Vikings 22-yard line to set up a Chris Boniol field goal. One week later in the divisional playoff loss at Carolina (1/5/97), he turned in a 16-yard run on a reverse in the fourth quarter, but he had to leave the game with a fractured orbit on his right eye on the play.


**1995:** After signing with the Cowboys on Sept. 9, Sanders underwent arthroscopic surgery on his left ankle on Sept. 25. The ankle injury occurred on May 31 as Sanders was attempting to steal third base as a member of the Cincinnati Reds (he was traded to the San Francisco Giants on July 21). Sanders began non-contact practice work with the Cowboys on Oct. 4. He then made his first appearance, and start, in a Dallas uni-



form at the Georgia Dome in the Cowboys 28-13 victory over the Falcons (10/29). In that game, he knocked away one pass in the end zone, while recording one reception for six yards as a wide receiver. His first interception as a Cowboy came one week later, stealing a second quarter Hail Mary attempt as time expired prior to the half in Dallas' 34-12 win over Philadelphia (11/16). During that Eagles game, he took a reverse hand-off from Kevin Williams on a punt return and advanced the ball 43 yards to set up a first quarter Dallas field goal. In Dallas' 34-21 win at Oakland (11/19), Sanders was extremely active, recording five tackles, an interception (which he returned 34 yards to set up a touchdown) and three passes defended. He also collected his first rushing attempt as a Dallas offensive player, gaining one yard on a reverse. He recorded a season-high six tackles at Philadelphia (12/10), while also hauling in a 19-yard reception on offense. He matched his season-high total for tackles (six) the following week in a 21-20 win over the Giants (12/17), while gaining eight yards on a reverse on offense. In addition to his consistently sound defensive coverage in the playoffs, Sanders had at least one big offensive play in each of the Cowboys three postseason victories. In the divisional playoff win over Philadelphia (1/7/96), Sanders electrified the Texas Stadium crowd with his first touchdown as a member of the Cowboys. He took a second quarter reverse 21 yards for Dallas' first touchdown of the game. The scoring play also marked Sanders first rushing touchdown – and first career playoff score of any kind – in the NFL. He also had a 13-yard reception and returned two punts for 21 yards. On defense, he intercepted a Randall Cunningham pass that set up a Dallas touchdown. In the Cowboys 38-27 win over the Packers in the NFC Championship Game (1/14/96), Sanders caught a key third-down pass and ran for 35 yards on the Cowboys first scoring drive. In the Cowboys' 27-17 win over Pittsburgh in Super Bowl XXX (1/28/96), Sanders hauled in the longest Dallas pass reception of the postseason – a 47 yard bomb from Aikman that set up the Cowboys first touchdown of the game. He also had a pass deflection, a tackle and returned one punt for 11 yards to wrap up his second consecutive Super Bowl win. Sanders was an All-Pro selection by *The Sporting News* and second team All-NFC pick by the UPI.

**1994:** The 1994 NFL Defensive Player of the Year, Sanders signed with the 49ers Sept. 15 and played in 14 regular-season games, starting 12. He finished the season with 37 tackles and 15 passes defended, including six interceptions. As a member of the 49ers Super Bowl XXIX team, Sanders became the first athlete to compete in a World Series (Atlanta-1992) and a Super Bowl. Along the way, he tied Ronnie Lott's 1981 single-season team record of three interception returns for scores on plays of 74, 93 and 90 yards. The latter two established an NFL record of two-or-more interception returns for touchdowns of 90-or-more yards in a season. Sanders also set a single-season team record with 303 yards on interception returns. He made his 49ers debut at the L.A. Rams (9/18). The following week in his first start of the season, he was named NFC Defensive Player of the Week against New Orleans (9/25) when he was credited with a season-high eight tackles and clinched the win with 0:32 remaining on a 74-yard interception return for a score. At Atlanta (10/16), he posted the second-longest interception return in team history with a 93-yard score off a pick. Despite dislocating a finger against Dallas (11/13), he was credited with three tackles and three passes defended, including one interception. Against the Rams (11/20), he made four tackles and prevented a potential game-winning touchdown with an end zone pass defended in the final moments. He returned an end zone interception 43 yards and made three tackles at New Orleans (11/28). Credited with seven tackles and a pair of passes defended at San Diego (12/11), Sanders also added his third interception return for a touchdown on the season with a 90-yard return. He intercepted a pass and was credited with two tackles against Denver (12/17). In the postseason, Sanders was paid the ultimate compliment in the Divisional Playoff Game against Chicago (1/7/95) when the Bears did not attempt a single pass in his direction. Sanders played a huge role in the 49ers NFC Championship Game win over Dallas (1/15/95) as he defended five passes, including an interception at the San Francisco five yard-line. In Super Bowl XXIX (1/29/95), he was credited with four tackles and returned an interception 15 yards against the Chargers.

**1993:** Sanders played in 11 games for the Falcons in 1993 after finishing the baseball season. A Pro Bowl starter, Sanders led the NFC with seven interceptions and was



## Clay Shiver

**Center**

**6'2" ★ 294 ★ 12/7/72**

**Florida State**

**D-3a for '96 ★ 2nd Year**



**PRO:** Prior to Ray Donaldson's arrival in 1995, the Dallas Cowboys had just three men handle the starting center job in the previous 22 seasons: Mark Stepnoski (1990-1994), Tom Rafferty (1981-1989) and John Fitzgerald (1973-1980). In drafting Florida State All-America Clay Shiver in 1996, the Cowboys are hopeful that the team's bright tradition of turning out durable performers at the center position will stay intact for years to come. Shiver certainly has the credentials to create such optimism. Rated by the Cowboys as the top center in the '96 draft, the Cowboys coaches and scouts believe Shiver has the intelligence and ability to take over the reigns of directing traffic on the Cowboys front line. Although just a second year player, Shiver will have the opportunity to compete for the starting job in 1997. He brings intelligence, toughness and experience in playing in big games at a high profile collegiate program to the Cowboys organization. He was selected as the Cowboys third-round draft choice (67th overall) in 1996.

**1996:** Shiver spent the entire season in a learning capacity while making the adjustment from the major college ranks to the NFL. In his first preseason training camp, he saw extended work with the first team offense while Donaldson worked his way back into shape after ankle surgery from the previous season. Shiver saw action in the first 14 regular season games of the year, and then was inactive against New England (12/15). He was activated the following week at Washington (12/22) but did not play. The Cowboys personnel challenges at the tight end position opened playing opportunities for Shiver as a blocking tight end in short yardage situations throughout the year. He was also used on special teams as a member of the kickoff return unit. He suffered a concussion in the first half of the Cowboys win at San Francisco (11/10) and did not return to the game.

**GAMES/STARTS:** (regular season, playoffs): 1996 (14/0, 0/0).

**COLLEGE:** A four-year starter at center for the Seminoles, Shiver served as a team captain and was an All-America selection as a senior. He also earned first team All-Atlantic Coast Conference honors for the third straight year. A Lombardi Award semifinalist, Shiver made all of the offensive line calls for a Seminole front that helped pace the team to a 10-2 record and a victory over Notre Dame in the Orange Bowl. The 1995 FSU offense averaged 551.5 yards-per-game to finish the year ranked third in the nation in that category. As a junior, Shiver started all 12 games in helping Florida State to a 10-1-1 record and a victory over arch rival Florida in the Sugar Bowl. He earned All-ACC honors for the second straight year and was twice named the conference's offensive lineman of the week. As a sophomore, he was a key part of the Seminoles 12-1 team that won the national title with a victory over Nebraska in the Orange Bowl. Shiver earned his first all-conference recognition that season, while giving up one half of a quarterback sack in 700 offensive snaps. Shiver shared the starting center job as a red-shirt freshman in 1992 on a team that would post an 11-1 record.

**PERSONAL:** Shiver attended Tift County High School in his hometown of Tifton, Georgia. Following his senior season of 1990, Shiver earned *Parade* All-America recognition in addition to being named first-team all-state. His brother, Stan, was a former Florida State strong safety. Shiver joins Deion Sanders as the only former Seminoles on the Cowboys roster. Shiver majored in business at Florida State.



## Emmitt Smith

**Running Back**

**5'9" ★ 209 ★ 5/15/69**

**Florida**

**D-1 for '90 ★ 8th Year**

**22**

**PRO:** In just seven seasons, Emmitt Smith has become one of the all-time great running backs in NFL history, amassing 10,160 rushing yards, four NFL rushing titles, three Super Bowl titles and a league (1993) and Super Bowl XXVIII MVP award. When looking at Smith's career numbers, NFL history provides a short list of players with which to compare him. Smith already stands 12th in NFL history in yards rushing, and in 1997, he should crack the top 10. With 108 career rushing touchdowns, Smith is third in NFL history and, with 115 total touchdowns, is sixth in league annals. Already the only player in NFL history with five straight seasons with over 1,400 yards rushing, Smith and Jim Brown are the only players with seven straight 10-touchdown seasons to start their career. With 1,204 yards rushing in 1996, Smith became the sixth player in NFL history to rush for 1,000 yards in six consecutive seasons, and with 1,000 yards in 1997, Smith would become just the fourth to extend that streak to seven seasons. With an NFL record 25 touchdowns in 1995, Smith scored 100 career touchdowns in just six seasons, the fastest anyone in league history has reached that mark (he tied Brown's NFL record by scoring 100 touchdowns in just 93 career games). His 108 career rushing touchdowns in 108 games gives him a 1.00 per-game scoring average, tops among the all-time rushing touchdown scorers: Brown (0.90), John Riggins (0.59), Walter Payton (0.58) and Marcus Allen (0.55). Along with establishing an NFL record with 25 touchdowns in a season in 1995, Smith has also set NFL records for most touchdowns over a two (47 touchdowns), three (62), four (76), five (91), six (104) and seven-year (115) span. Smith is one of only three players in Dallas history with three career 100 point seasons, and he is the only non-kicker to accomplish the feat. His value to the Cowboys' success can be seen in the club's 71-11 mark when he carries the ball 20-or-more times a game and 46-7 record when he rushes for 100 yards. The century mark has become a big number in Smith's career, having rushed for 100 yards in 123-of-206 games dating back to high school (45-of-49 at Escambia H.S., 25-of-34 at Florida and 53-of-123 at Dallas, including playoffs). Included in Smith's club-record 46 regular season 100-yard rushing games are 10 of the top 14 performances in team history and 16 days with over 150 yards. In NFL annals, Smith's 46 100-yard rushing games ranks him sixth all-time. In the postseason, Smith has accumulated a number of NFL records, including career touchdowns (20), rushing touchdowns (18), career points (120), consecutive games with a rushing touchdown (eight) and 100-yard rushing games (seven). His 1,413 yards rushing in the postseason is the second highest figure in NFL history behind Franco Harris' 1,556 yards. Not limited to rushing and scoring, Smith is sixth on the Cowboys all-time reception list with 348 career catches.

**1996:** Although Smith may not have been able to fully display his immense talent on the field in 1996, he was able to show his heart. Despite battling numerous injuries, he was able to rush for over 1,200 (1,204) yards for the sixth consecutive season, finishing fourth in the NFC and eighth in the NFL. He tied for third in the NFL with 15 touchdowns – including 12 rushing, which was good for fifth in the NFL – while his 327 rushing attempts were the fifth most in the league. Smith's injury problems started in the preseason when he suffered a sprained left knee and right ankle against Denver (8/17). In that game Smith aggravated bone fragments in his right ankle that would require surgery following the season. In the season opener at Chicago (9/2), Smith was able to run for 70 yards on 18 carries before suffering a bruised neck and back while diving over the pile in the fourth quarter. Against the Bears, he became the 13th player in NFL history to top the 9,000 yard mark



for career rushing yards, doing so in his 94th career game, tying the third fewest games needed to reach that mark in league history. In the home opener against the N.Y. Giants (9/8), he picked up 82 yards on 24 carries and hauled in a five yard scoring grab, his first touchdown reception since Dec. 10, 1994 against Cleveland. He scored his first rushing touchdown of the season the next week against Indianapolis (9/15), while adding his first 100-yard rushing day of the season with 101 yards on 26 carries. His 25 yards on 15 carries at Buffalo (9/22) was his lowest rushing total since Oct. 9, 1994 against Arizona, and he suffered bruised ribs on his right side in the game. Smith topped the 2,000-yard receiving mark for his career at Philadelphia (9/30) when he had three receptions for 30 yards. He also added 92 yards and a touchdown on 22 carries while nursing sore ribs. With 112 yards rushing against Arizona (10/13), Smith recorded his 44th career 100-yard rushing day and topped Dorsett's club-record of 43. Included in his 21 carries were two rushing touchdowns, career rushing scores No. 100 and 101, making him the fifth player in NFL history to rush for 100 touchdowns. He recorded three more touchdowns against Atlanta (10/20), with two rushing and one receiving while leading the team in rushing for the 33rd consecutive game — breaking his club mark of 32 set from 1990-92. At Miami (10/27), Smith had a season-high seven receptions, including one for a score, his third receiving touchdown of the season after having four receiving touchdowns in his first six seasons combined. Smith had his third 100-yard day of the season with 113 yards against Philadelphia (11/3) on 24 carries, including two touchdown runs. A game-long 16-yard run in overtime at San Francisco (11/10) set up the game-winning field goal at the 49ers 12-yard line. After posting a career-low 1.6 yard-per-carry average with 18 yards on 11 carries at the N.Y. Giants (11/24), Smith bounced back to record season-highs of 155 yards, three touchdowns and 29 carries against Washington (11/28). Included in his 155 yards was a season-long 42-yard run. The 155 yards put him over the 1,000-yard mark for the sixth consecutive season, and he became the 12th player in NFL history to top the 10,000-yard mark for a career. He also moved past Jim Brown (106) into third on the NFL's all-time rushing touchdown list with 108. Smith recorded a season-high 55 yards receiving, on five receptions, and another 85 rushing on 27 carries against New England (12/15). Smith's club-record streak of consecutive games leading the team in rushing (which dated to Oct. 9, 1994 when Lincoln Coleman led the team against Arizona) was snapped at 41 when he was inactive in the season finale at Washington (12/22). In the Cowboys wild card playoff win over Minnesota (12/28), he rushed for 116 yards on 17 carries, giving him a 6.8 yards-per-carry average, which was a postseason career-high and the third best in team history. He picked up two touchdowns, giving him a NFL record 18 postseason rushing scores, and he tied the NFL mark for career touchdowns with 20. He also scored in his eighth consecutive postseason game and logged his seventh career 100-yard rushing day, both NFL postseason records. Following the season, Smith had surgery to remove three bone fragments from his right ankle.

**1995:** The 1995 season was a record breaking year for Smith as he established a NFL mark for touchdowns in a season with 25, topping John Riggins' mark of 24 set in 1983. Included in Smith's assault on the record books in 1995 were the following Cowboys single-season records:

	<b>New Mark</b>	<b>Old Mark</b>	
Rushing Yards	1,773	1,713	(Smith, 1992)
Rushing Attempts	377	373	(Smith, 1992)
100-yard Rushing Games	11	9	(Dorsett, 1981)
Touchdowns	25	22	(Smith, 1994)
Rushing Touchdowns	25	21	(Smith, 1994)
Points	150	132	(Smith, 1994)
Consecutive Games w/ TD	11	9	(Smith, 1993-94)
Rushing/Receiving Yards	2,148	2,048	(Smith, 1992)
Rushing/Receiving Attempts	439	432	(Smith, 1992)

Smith became only the fourth player to lead the NFL in touchdowns for three-or-more seasons in his career, joining Don Hutson (eight seasons), Jim Brown and Lance Alworth (three). In recording his fifth-straight, 1,000 yard season, Smith led the NFL in rushing with 1,773 yards, the 10th best rushing season in NFL history, and the fourth time in five years he had captured the league's rushing crown. He also led the NFL in total yards from scrim-





mage (2,148), rushing attempts (377) and scoring (150 points) – the first non-kicker to lead the league in scoring since Jerry Rice in 1987 (he became the first non-kicker to ever lead Dallas in scoring in back-to-back seasons). All these on-field contributions earned Smith consensus All-Pro honors for the fourth straight season (first Dallas offensive player chosen four straight times since Ralph Neely from 1966-69) and his sixth consecutive Pro Bowl selection, joining Mel Renfro as the only Dallas players selected in each of their first six seasons in the league.

Smith opened the season on an appropriate note, taking his first carry 60 yards for a touchdown at the N.Y. Giants (9/4) and earning NFC Offensive Player of the Week honors. In that game, he rushed for 163 yards and four touchdowns, tying the club record for touchdowns in a game, and he broke Dorsett's club record of 72 career rushing scores by logging touchdowns number 72, 73, 74 and 75. Smith came back the next week against Denver (9/10) to run for 114 yards and record his 80th career touchdown, reaching that mark in his 79th career game, faster than Brown's NFL record of 81 games. A touchdown was again Smith's calling-card at Minnesota (9/17) when he reached the end zone in the fourth quarter to put Dallas ahead 17-10 and again in overtime with the game-winning score on a 31-yard run. On the day, he had 150 yards, including 123 yards and both touchdowns on 12 second half carries, and earned NFC Offensive Player of the Week honors. Smith rounded out September, a month in which he would earn NFC Offensive Player of the Month honors, with his fourth-consecutive 100-yard day to start the season, a 116 yard effort against Arizona (9/24). In posting four-straight 100-yard days, Smith tied Dorsett's club record, and with two rushing touchdowns, he extended his club record by scoring in his 11th consecutive game (tying Lenny Moore of the Colts for the third longest streak in NFL history). Late in the Cardinals game, he suffered a bruised ulnar nerve and ruptured bursa sac in his left elbow, but he bounced back at Washington (10/1) to rush for 95 yards and led the team with a season-high eight receptions. He had a season-high 31 carries for 106 yards and two touchdowns against Green Bay (10/8) before establishing a new club record with his 87th and 88th career touchdowns when Dallas traveled to San Diego (10/15). When the Cowboys traveled to Atlanta (10/29), Smith became the 20th player in NFL history to surpass the 8,000 yard mark for his career when he rushed for a season-high 167 yards. He recorded his second-consecutive 150-yard rushing day, and fourth of the season, with 158 yards and two scores on 27 carries against Philadelphia (11/6). When the Cowboys visited Oakland (11/19), Smith visited the end zone three times while adding 110 yards rushing, his ninth 100-yard rushing day of the season – tying Dorsett's club record for 100-yard games in a season. Smith left the Thanksgiving Day game against Kansas City (11/23) in the third quarter with a sprained left knee, but not before scoring his 21st rushing touchdown of the season to tie his club record. A true ironman, Smith has started 104-of-106 career games in Dallas, including postseason. He bounced back from the sprain the following week to set a club record with his 22nd touchdown of the season while gaining 91 yards on 21 carries against Washington (12/3). With 108 yards and a touchdown at Philadelphia (12/10), Smith logged his 10th 100-yard rushing day of the season to set a new club record, while also scoring his 23rd touchdown of the year and 138th point, also club records. The next week against the N.Y. Giants (12/17), Smith tied the NFL record with his 24th touchdown of the season, and his 103 yards rushing gave him his 11th 100-yard day of the season, extending his club record and tying the second most in a season in NFL history. The final record-breaking touchdown of the regular-season came on Christmas night at Arizona (12/25) when Smith logged his 25th rushing touchdown of the season, tying his club record with a touchdown in his 11th consecutive game. In the postseason opener against Philadelphia (1/7/96), Smith rushed for 99 yards and a touchdown to become the fifth player in NFL history to accumulate 1,000 postseason rushing yards in a career. In the NFC Championship Game against Green Bay (1/14/96), Smith tied a career-high and set a Dallas postseason record with 35 carries, and he set a new club record with three touchdowns, including two key fourth quarter scores to give Dallas the lead and the win. He ran for 150 yards and recorded a club-record with 37 combined rushing/receiving attempts. When Dallas captured the Super Bowl XXX title with a win over the Pittsburgh Steelers (1/28/96), Smith capped the season the way he began it with two second half touchdowns to give Dallas a 27-17 win.

**1994:** Smith had one of the league's best scoring seasons in 1994, accumulating an



NFL high 22 touchdowns and tying for second in scoring (132 points), and along the way, he became the first non-kicker to lead Dallas in scoring since Bob Hayes and Dan Reeves tied for the team lead in 1967. His 22 total touchdowns, 21 rushing touchdowns and 132 points were all Dallas single-season club-records at the time, and his 22 total touchdowns tied the fourth highest single-season mark in league history. He didn't slack off in the rushing department, grinding out the third-highest rushing total in the league at 1,484 yards on a league-high 368 carries. The team felt comfortable giving the ball to Smith because, for the year, he did not lose a fumble in the 449 times he touched the football on carries and catches. Smith also finished third in the NFL in total yards from scrimmage with 1,825, accomplishing all these feats despite struggling with hamstring injuries that kept him out of all or part of five games during the season. Smith opened the season with a bang at Pittsburgh (9/4), recording a season-high 171 yards rushing and one touchdown on 31 carries against a Steelers' defense that would finish second in the NFL in total defense in 1994. In just his 65th career game, Smith passed the 6,000 yard mark for his career with 143 yards against Detroit (9/19). It was the fastest a Dallas runner had ever reached that mark (Dorsett in 73 games was the previous mark). Smith also added a season-high seven receptions against Detroit to lead the team. In back-to-back games at Washington (10/2) and against Arizona (10/9), Smith notched two first-half rushing touchdowns, despite pulling a hamstring in the first half against the Redskins that limited him to nine carries and 22 yards against the Cardinals. Smith moved past Don Perkins (6,217 yards) and into second place on the Cowboys all-time rushing list with 106 yards against Philadelphia (10/16) – his fifth straight 100-yard game against the Eagles and a club record for consecutive 100-yard games against one opponent. When the Cowboys traveled to Cincinnati (10/30), Smith had a nine game touchdown streak and seven game rushing touchdown streak stopped when he was held out of the end zone, despite rushing for 92 yards. Always a workhorse, Smith established a club-record with 35 carries against the N.Y. Giants (11/7), while scoring two touchdowns and picking up 163 yards. The next week at San Francisco (11/13), Smith moved into second on the club's all-time carry list, passing the 1,500 career carry mark in his 72nd career game. Smith moved past the 1,000 yard mark for the fourth consecutive season with 85 yards and two touchdowns against Washington (11/20), and four days later on Thanksgiving Day against Green Bay (11/24), Smith amassed 208 total yards (113-rushing, 95-receiving) on 38 carries and catches while scoring twice. His 95 yards receiving were a season-high and included a season-long 68-yard catch. When Smith reached the end zone twice at Philadelphia (12/4), it gave him 19 touchdowns for the season, breaking the single-season club-record. The following week against Cleveland (12/10), Smith became the first back to top the 100-yard rushing barrier against the Browns in 1994 when he picked up 112 yards and a touchdown – moving him past the 7,000 yard rushing mark for his career. He also added his first receiving score of the year, marking the sixth consecutive week he had posted two scores. Smith picked up 74 yards and his 22nd touchdown of the season at New Orleans (12/19) before pulling his left hamstring late in the third quarter. Smith missed the only start of his career due to injury in the season finale at the N.Y. Giants (12/24), but he returned to action in the Cowboys playoff win over Green Bay (1/8/95), picking up 44 yards on seven first quarter carries (6.3 avg.) before re-aggravating his left hamstring late in the first quarter. Nursing that sore hamstring, Smith picked up 74 yards and two touchdowns on 20 carries at San Francisco (1/15/95) in the NFC Championship Game before pulling his right hamstring in the fourth quarter. An All-Pro for the third straight year, that injury kept Smith from playing in his fifth-consecutive Pro Bowl, despite being selected.

**1993:** The list of honors and awards for Smith from 1993 goes on and on following one of the most outstanding performances by a running back in league history. Recipient of the NFL MVP Award from: Associated Press, *The Sporting News*, *Pro Football Writers of America*, Miller Lite, the ESPN "ESPY" Awards, *Pro Football Weekly* and *Pro Football Digest*. United Press International, *Pro Football Weekly* and *College & Pro Football Newsweekly* named him NFL Offensive Player of the Year. Smith also received the Bert Bell Award from the Maxwell Club as the Player of the Year; consensus All-Pro honors; NFL Alumni Running Back of the Year recognition and the Super Bowl XXVIII MVP award. Smith became only the fourth player to win three straight league rushing titles and the first since Earl Campbell turned the trick from 1978-80 (Jim Brown 1957-61 and 1963-65 and Steve



Van Buren 1947-49 were the others). Smith also led the NFL in total yards from scrimmage with 1,900 (1,486 rushing/414 receiving), outdistancing runner-up Thurman Thomas of Buffalo (1,702) by almost 200 yards, and with a 5.3 yard-per-carry average, the highest average by a Dallas running back since Duane Thomas posted a 5.3 average in 1970. Second on the team with 57 receptions, Smith finished fourth in the NFC in catches among running backs. He missed the first two regular season games and three starts because of contract negotiations, signing his contract on Sept. 16 and seeing limited action at Phoenix (9/19). Smith returned to the starting line-up against Green Bay (10/3) and, in his 50th career game, became only the fifth Dallas running back to reach the 1,000 career carry mark – the fastest to that point of any running back in team history. The following week, Smith recorded his first 100-yard rushing day of the season with 104 yards on 25 carries at Indianapolis (10/10). It was a sign of things to follow as he established a new club-record with 237 yards rushing (on 30 carries) at Philadelphia (10/31) to nab NFC Offensive Player of the Week honors and post the highest rushing total in the NFL in 1993. That day in Philadelphia, he eclipsed Dorsett's club mark of 206 yards set against the Eagles (12/4/77) and tied Jim Brown for the sixth best single-game rushing performance in NFL history. It was also the highest single-game rushing total in the NFL since Walter Payton ran for 275 yards against Minnesota on Nov. 20, 1977. His 62-yard touchdown run to finish the game was the Cowboys' longest run of the season. The next week when Aikman went down with a pulled hamstring against the Giants (11/7), the Cowboys offense turned to Smith to carry the load. He responded with 182 yards of total offense against Phoenix (11/14) (24 carries, 80 yards, 1 touchdown and four receptions for 102 yards), including a career-long 86-yard catch from Bernie Kosar. It was his second career 100-yard receiving day. Things didn't go as well the following week when he suffered a bruised right quadrecep at Atlanta (11/21) in the second quarter and missed the remainder of game. He finished with a career-low one carry for one yard. Despite the injury, he ran for 51 yards on 16 carries and added 46 yards on nine receptions four days later against Miami (11/25) in the annual Thanksgiving Day game. In that game, he moved past the 5,000 yard barrier in his 57th career game – the fastest ever by a Dallas back. Smith went on to garner the NFC Offensive Player of the Month award for December, the third consecutive December he had won the award. During Dallas' final five game march to the playoffs, Smith amassed 115 carries for 688 yards (6.0 average) and two touchdowns to go along with 24 receptions for 142 yards and a touchdown. He started the streak by recording the second highest rushing total ever by a Cowboy at Texas Stadium with 172 yards on 24 carries against Philadelphia (12/6). For the season Smith logged 409 yards rushing in two games against Philadelphia to join O.J. Simpson (469 yards rushing against New England in 1973) as the only players to record over 400 yards rushing against one opponent in the same season. Including that game against Philadelphia, Smith would record three of the top eight rushing days of his career in the final five weeks. The second of those came against the Redskins (12/26) when he ran for 153 yards, and the third came in one of the most memorable games in Cowboys history when Smith carried Dallas to the NFC East title in a 16-13 overtime win at the N.Y. Giants (1/2/94). Despite separating his right shoulder late in the second quarter – an injury that required surgery March 1, 1994 – Smith ran for 168 yards and caught 10 passes for another 61 yards to establish a club record for rushing-receiving attempts in a game at 42. Smith gained 78 yards on 17 carries/catches after the injury, including 41 yards on nine runs/receptions in Dallas' 12-play, 52-yard drive to the game winning field goal in overtime. In the two playoff games leading up to Super Bowl XXVIII, Smith struggled with his injury, but still managed 148 yards against Green Bay (1/16/94) and San Francisco (1/23/94). It was in Super Bowl XXVIII against Buffalo (1/30/94) where Smith capped his storybook season, capturing MVP honors for leading Dallas to its second consecutive NFL title. For the second consecutive year, he topped the 100-yard rushing mark in the Super Bowl, gaining 132 yards – 91 yards and two touchdowns in the second half as Dallas scored 24 unanswered points. It was the 100th 100-yard rushing day of Smith's football career (high school, college, pro). Following the season, Smith was selected to his fourth consecutive Pro Bowl.

**1992:** In 1992, Smith first set a Dallas rushing record with 1,713 yards and Cowboys standards for rushing touchdowns (18) and total touchdowns (19), while leading the league in all three categories. Smith posted the 11th best rushing season in NFL history



and was the first NFL player since Walter Payton in 1984-85 with consecutive 1,500-yard rushing seasons. Not to limit his heroics to the ground, Smith also posted 59 receptions, tops in the NFC and third in the NFL among running backs, for 335 yards. Smith's 2,048 yards from scrimmage set a new Dallas record, led the NFC and was second in the NFL. Smith also established a Dallas mark for rushing attempts with 373 and rushing/receiving attempts with 432. Smith opened the season with 140 yards on the ground in a Monday night win over the defending Super Bowl champion Redskins (9/7), earning NFC Offensive Player of the Week honors and becoming the first player to rush for over 100 yards against the Redskins in three consecutive games. Later in the season, he had a streak of five straight games with over 100 yards rushing at Texas Stadium snapped against Seattle (10/11). Smith had surpassed the previous club mark of four straight 100-yard rushing performances at home against Phoenix (9/20). After bruising his hip in the third quarter against the Raiders (10/25), he missed two plays but returned to rush for 79 yards and two touchdowns, giving him 152 yards and three touchdowns on the day. His three touchdowns at the Raiders, which he would match two weeks later at Detroit (11/8), tied for the NFC-high in 1992 and earned him NFC Offensive Player of the Week honors. Smith started November, a month in which he would earn NFC Offensive Player of the Month honors, facing a tough Philadelphia defense (11/1) which was ranked first in the NFL in yards allowed going into the game. Smith broke loose for 163 yards, becoming the first 100-yard rusher against the Eagles in 53 games, a streak that dated back to Sept. 17, 1989. Smith had his team-record 34-game streak of leading the team in rushing yards end against the Lions (11/8). Against the Rams (11/15), Smith matched Dorsett's 1981 record by reaching 1,000 yards rushing in a season in 10 games, the fewest in team history. A week later, Smith demonstrated his versatility when he hauled in a career-high 12 catches at Phoenix (11/22), which were the second most in team history. On Thanksgiving Day against the Giants (11/26), Smith had a long day, recording a season-long 68-yard touchdown run and a season-long 26-yard touchdown catch. With Denver Head Coach Dan Reeves watching from across the field, Smith tied the single-season touchdown mark Reeves had established in 1966 by popping into the end zone with 2:47 remaining to give the Cowboys a 31-27 come-from-behind win over the Broncos (12/6). Smith wrapped up the regular season with 174 yards rushing at Atlanta (12/21), an NFC-high for 1992, and in the regular season finale, earned NFC Offensive Player of the Week honors against Chicago (12/27) when he ran for 131 yards and claimed the league rushing title. For his late season display he was named NFC Offensive Player of the Month for December, making him the first NFL player to earn the honor in consecutive months. He strung together three 100-yard rushing games in the playoffs (114 against the Eagles, 114 against the 49ers and 108 against Buffalo). His three straight postseason 100-yard rushing days established a club record and tied for the third longest postseason streak in league history. With his performance against Buffalo in Super Bowl XXVII (1/31/93), Smith became the first Dallas player to rush for 100 yards in a Super Bowl. After the season, Smith earned consensus All-Pro and All-NFC honors.

**1991:** Smith first led the NFL in rushing in 1991 when he gained 1,563 yards, becoming the first Cowboys player to lead the league in rushing. At 22 years and seven months of age, he became the youngest player in league history and 28th overall to rush for over 1,500 yards in a season, and that performance helped earn him a starting spot in the Pro Bowl. With 365 carries, he led the NFL, becoming the 19th player in league history to record over 350 carries in a season. Smith, the third youngest player to reach the 500 carry plateau, joined Walter Payton and Barry Sanders as the only players to do so before their 23rd birthday. His eight 100-yard rushing games in 1991 were the second most in team history. Smith scored on a career-long 75-yard dash, the longest run in the NFC in 1991, and averaged a career-high 10.2 yards-per-carry in posting a 112 yard rushing game against Washington (9/9). Slowed by a stomach virus most of the game, he was still able to come off the bench to record a team-high eight receptions, including his first career touchdown catch. Against Phoenix (9/22), Smith earned NFC Offensive Player of the Week honors by putting together the fourth best rushing day in Cowboys history with 182 yards rushing and two touchdowns, including a 60-yard touchdown run. With his 75 and 60-yard runs, Smith became the second player in team history to have more than one 60-yarder in the same season (Dorsett had an 84 and 77-yard run in 1977). Smith played



five games against the top three run defenses in the league (No. 1 - Philadelphia, No. 2 - New Orleans and No. 3 - Washington), but against the Redskins (11/24), Smith rushed for 132 yards, his second 100-yard game against the Redskins in 1991 and the only two 100-yard games allowed by the Super Bowl Champions, on 34 carries. Four days later he gained 109 yards against Pittsburgh (11/28), and the following week he became the only player to gain 100 yards rushing against the Saints (12/8) by picking up 112 yards. With three straight 100-yard rushing games, Smith matched the second longest streak in team history. Smith's 160 yards and two touchdowns rushing against Atlanta (12/22) allowed him to surpass Sanders and Thomas to win the league rushing title. Smith also finished second in the NFC (third in the NFL) in yards from scrimmage, second in the NFL in touchdowns (13) and rushing touchdowns (12). For all his late season heroics in the Cowboys playoff drive, Smith was named NFC Offensive Player of the Month for December. He opened the playoffs in Chicago (12/29) by recording 105 yards against a Bears' team that had never allowed a running back to go over the century mark in postseason play, a record dating back to 1932 and spanning 27 games.

**1990:** Despite missing training camp and the preseason in 1990, Smith finished fifth in the NFC and 10th in the NFL with 937 rushing yards, tops among rookies. In addition, his 11 rushing touchdowns led NFL rookies, placed third in the NFC and fifth in the NFL. Smith earned his first professional start against the Giants (9/16) after little more than a week with the club, and the following week at Washington (9/23), he scored his first NFL touchdown. Smith's 241 carries broke Dorsett's rookie club record of 208 carries set in 1977, and his three 100-yard rushing games were the second most ever by a Cowboys' rookie. A vital part of the Cowboys four-game win streak late in the season, Smith caught four passes for a career-high 117 yards against the Rams (11/18) in game one of the streak. Four days later, he scored on a 48-yard scamper on his way to a season-high 132 yards rushing against Washington (11/22). Facing Phoenix (12/16), Smith rushed for 103 yards and a career-high four touchdowns to tie the club record for rushing and total touchdowns in a game. The first rookie halfback to start for the Cowboys since Ron Springs in the 1979 season opener, Smith was named NFL Offensive Rookie of the Year by AP, *Football News*, *Pro Football Weekly* and Pro Set Trading Cards and was a consensus All-Rookie selection. He also became the first Cowboys player to participate in the Pro Bowl since Herschel Walker in 1988.

**GAMES/STARTS** (regular season, playoffs): 1990 (16/15), 1991 (16/16, 2/2), 1992 (16/16, 3/3), 1993 (14/13, 3/3), 1994 (15/15, 2/2), 1995 (16/16, 3/3), 1996 (15/15, 2/2). Total - 108/106, 15/15.

**COLLEGE:** An All-America and three time All-SEC selection at Florida, Smith established 58 school records in three seasons, including a career rushing mark of 3,928 yards. He surpassed the 1,000-yard rushing mark in his seventh game, earlier than any player in college football history. He also became the second freshman to finish in the top 10 in the Heisman Trophy balloting (Herschel Walker was the other) and earned Freshman of the Year honors from UPI and *The Sporting News*. In 1989, he set a school single-game rushing mark with 316 yards against New Mexico on his way to a school-record 1,599 yards rushing for the season. In three seasons, he became the fifth leading all-time rusher in SEC history and led the Gators in receiving two-of-the-three seasons.

**PERSONAL:** Emmitt J. Smith, III was a consensus All-America running back and prep Player of the Year by *Parade Magazine* and *USA Today* as a senior at Escambia, FL, High School. He posted the third highest career rushing and scoring totals in national high school history with 8,804 yards and 106 touchdowns. He also averaged 7.8 yards-per-carry, ran for over 100 yards 45 times and recorded only six fumbles. In 1986, he represented the nation's prep football players at the White House as part of the "Just Say No" anti-drug campaign. He was the Cowboys' United Way spokesman in 1994-95, and he is the founder of Emmitt Smith Charities, a Pensacola, Fla., based organization whose mission is to provide educational scholarships to local, under-served youth. It has supported 100 Black Men of Pensacola, Pensacola Family Care, Boys Clubs of Pensacola, Big Brothers/Big Sisters, The Kidney Foundation, Oak Cliff, Tex., Little League, Buckner Children's Home of Texas and The Theater Arts for Youth. Since 1992, the Emmitt Smith Charity Golf Tournament has been played each March in Pensacola, with the proceeds going to his charity. He was a Miller Lite NFL Player of the Year finalist in 1991, 1992, 1994



and 1995 and the 1993 winner, donating all money received through the awards to the Sickle Cell Anemia Foundation. Another way Smith works with children is through the Make A Wish Foundation, hosting many visits with children at the club's Valley Ranch practice facility during the season. Smith also works with the Salvation Army, American Lung Association, the Battered and Abused Children's Foundation and B.A.D. (Boxers Against Drugs). His annual holiday food drive supports over 3,000 families in the Dallas/Fort Worth and Pensacola areas. The national spokesman for the Starter/JC Penny "Take A Player to School Program," Smith also makes numerous speaking engagements at schools in the Dallas/Fort Worth area and in Pensacola. He was also the ambassador for the NFL's F.A.C.T. program. In May, 1994, a celebrity 25th birthday party was held for Emmitt with proceeds from a fundraising auction given to the "I Have a Dream" Foundation. Emmitt has three brothers - Erik, Emory and Emil - and two sisters - Marsha and Connie. Emory, a fullback, signed a free agent contract with Green Bay in 1997. Emmitt's mother, Mary, father, Emmitt, and sister, Marsha, head up Emmitt Inc., a marketing and promotions company that handles Smith's merchandising efforts. Emmitt is the President and CEO of Emmitt Smith Communications, Inc., a cellular phone and pager company in Dallas. Emmitt received his degree in public recreation from the University of Florida in May, 1996.

## E. SMITH'S COWBOYS TOTALS

Rushing					Receiving						
Year	No.	Yds.	Avg.	Long	TD	Year	No.	Yds.	Avg.	Long	TD
1990	241	937	3.9	48	11	1990	24	228	9.5	57	0
1991	365	1,563	4.3	75	12	1991	49	258	5.3	14	1
1992	373	1,713	4.6	68	18	1992	59	335	5.7	26	1
1993	283	1,486	5.3	62	9	1993	57	414	7.3	86	1
1994	368	1,484	4.0	46	21	1994	50	341	6.8	68	1
1995	377	1,773	4.7	60	25	1995	62	375	6.0	40	0
1996	327	1,204	3.7	42	12	1996	47	249	5.3	21	3
Totals	2,334	10,160	4.4	75	108	Totals	348	2,200	6.3	86	7
Playoffs					Playoffs						
1991	41	185	4.5	19	1	1992	1	2	2.0	2	0
1992	71	336	4.7	38	3	1992	13	86	6.6	18	1
1993	66	280	4.2	15	3	1993	13	138	10.6	28	1
1994	27	118	4.4	14	3	1994	4	8	2.0	5	0
1995	74	298	4.0	25	6	1995	6	60	10.0	22	0
1996	39	196	5.0	37	2	1996	7	24	3.4	15	0
Totals	318	1,413	4.4	38	18	Totals	44	318	7.2	28	2

## SINGLE-GAME BESTS

Rush Yards - 237 @ Philadelphia, 10/31/93  
 playoffs - 150 vs. Green Bay, 1/14/96  
 Rush Attempts - 35 vs. N.Y. Giants, 11/7/94  
 playoffs - 35 vs. Green Bay, 1/14/96  
 Rush Average - 10.2 vs. Washington, 9/9/91  
 playoffs - 6.8 vs. Minnesota, 12/28/96  
 Long Rush - 75 vs. Washington, 9/9/91  
 playoffs - 38 vs. Buffalo, 1/31/93  
 TDs Rushing - 4 twice, vs. Phoenix, 12/16/90; and @ N.Y. Giants, 9/4/95  
 playoffs - 3 vs. Green Bay, 1/14/96  
 Receptions - 12 @ Phoenix, 11/22/92  
 playoffs - 7 twice, @ San Francisco, 1/17/93; and vs. San Francisco, 1/23/94  
 Yards Receiving - 117 @ L.A. Rams, 11/18/90  
 playoffs - 85 vs. San Francisco, 1/23/94  
 Long Reception - 86 vs. Phoenix, 11/14/93  
 playoffs - 28 vs. San Francisco, 1/23/94

## E. SMITH GAME-BY-GAME

	Rushing					Receiving				
	No.	Yds.	Avg.	Long	TD	No.	Yds.	Avg.	Long	TD
W-San Diego 9/9	2	2	1.0	1	0					
L-N.Y. Giants 9/16	6	11	1.8	5	0	2	12	6.0	8	0
L-Washington 9/23	17	63	3.7	15	1	2	12	6.0	9	0
L-N.Y. Giants 9/30	12	28	2.3	6	1	4	38	9.5	17	0
W-Tampa Bay 10/7	23	121	5.3	16	1	2	-9	-4.5	-3	0
L-Phoenix 10/14	12	48	4.0	14	0	1	8	8.0	8	0
W-Tampa Bay 10/21	16	48	3.0	11	0					
L-Philadelphia 10/28	14	52	3.7	15	1					
L-N.Y. Jets 11/4	15	55	3.7	22	0	2	3	1.5	6	0
L-San Francisco 11/11	6	40	6.7	23	0	1	-4	-4.0	-4	0
W-L.A. Rams 11/18	21	54	2.6	12	0	4	117	29.3	57	0



## E. Smith Game-by-Game, 1990, Cont.

	No.	Rushing				TD	No.	Receiving				TD
		Yds.	Avg.	Long	TD			Yds.	Avg.	Long	TD	
W-Washington 11/22	23	132	5.7	48t	2	2	5	2.5	4	0		
W-New Orleans 12/2	20	85	4.2	17	1	1	3	3.0	3	0		
W-Phoenix 12/16	24	103	4.3	11t	4	1	12	12.0	12	0		
L-@ Philadelphia 12/23	14	61	4.4	24	0	1	26	26.0	26	0		
L-@ Atlanta 12/30	16	34	2.1	13	0	1	5	5.0	5	0		
<b>1991</b>												
W-@ Cleveland 9/1	32	112	3.5	12	0	6	36	6.0	13	0		
L-Washington 9/9	11	112	10.2	75t	1	8	42	5.3	11	1		
L-Philadelphia 9/15	13	44	3.4	8	0	1	12	12.0	12	0		
W-@ Phoenix 9/22	23	182	7.9	60t	2	3	19	6.3	9	0		
W-N.Y. Giants 9/29	18	67	3.7	16	1	1	8	8.0	8	0		
W-@ Green Bay 10/6	32	122	3.8	26	0	7	21	3.0	14	0		
W-Cincinnati 10/13	19	62	3.3	12	1	3	18	6.0	8	0		
L-@ Detroit 10/27	16	66	4.1	15	0	3	4	1.3	3	0		
W-Phoenix 11/3	22	62	2.8	10	3	3	12	4.0	5	0		
L-@ Houston 11/10	12	49	4.1	14	0	5	29	5.8	11	0		
L-@ N.Y. Giants 11/17	17	97	5.7	36	0	3	16	5.3	13	0		
W-@ Washington 11/24	34	132	3.9	32t	1							
W-Pittsburgh 11/28	32	109	3.4	14	1	3	19	6.3	10	0		
W-New Orleans 12/8	27	112	4.1	10	0	2	9	4.5	7	0		
W-@ Philadelphia 12/15	25	75	3.0	13	0							
W-Atlanta 12/22	32	160	5.0	24	2	1	13	13.0	13	0		
<b>Playoffs</b>												
W-@ Chicago 12/29	26	105	4.0	18	1							
L-@ Detroit 1/5/92	15	80	5.3	19t	0	1	2	2.0	2	0		
<b>1992</b>												
W-Washington 9/7	27	140	5.2	20	1	3	13	4.3	11	0		
W-@ N.Y. Giants 9/13	23	89	3.9	14	1	8	55	6.9	20	0		
W-Phoenix 9/20	26	112	4.3	22	1							
L-@ Philadelphia 10/5	19	67	3.5	14	0	2	5	2.5	7	0		
W-Seattle 10/11	22	78	3.5	15	2							
W-Kansas City 10/18	24	95	4.0	14	1	4	35	8.8	15	0		
W-@ L.A. Raiders 10/25	29	152	5.2	26t	3	3	15	5.0	9	0		
W-Philadelphia 11/1	30	163	5.4	51	0	1	9	9.0	9	0		
W-@ Detroit 11/8	19	67	3.5	7t	3	3	13	4.3	7	0		
L-L.A. Rams 11/15	19	80	4.2	29	1	2	8	4.0	5	0		
W-@ Phoenix 11/22	23	84	3.7	17	0	12	67	5.6	16	0		
W-N.Y. Giants 11/26	17	120	7.1	68t	1	6	41	6.8	26t	1		
W-@ Denver 12/6	26	62	2.4	10	1	6	45	7.5	20	0		
L-@ Washington 12/13	25	99	4.0	18	0	5	16	3.2	7	0		
W-@ Atlanta 12/21	24	174	7.3	29t	2	2	5	2.5	4	0		
W-Chicago 12/27	20	131	6.6	31t	1	2	8	4.0	4	0		
<b>Playoffs</b>												
W-Philadelphia 1/10/93	25	114	4.6	23t	1							
W-@ San Francisco 1/17/93	24	114	4.8	28	1	7	59	8.4	16t	1		
W-Buffalo 1/31/93	22	108	4.9	38	1	6	27	4.5	18	0		
<b>1993</b>												
L-@ Washington 9/6										DNP		
L-Buffalo 9/12										DNP		
W-@ Phoenix 9/19	8	45	5.6	16	0	1	3	3.0	3	0		
W-Green Bay 10/3	13	71	5.5	22t	1							
W-@ Indianapolis 10/10	25	104	4.2	20	1	4	39	9.8	15	0		
W-San Francisco 10/17	27	92	3.4	9	1	5	30	6.0	12	0		
W-@ Philadelphia 10/31	30	237	7.9	62t	1							
W-N.Y. Giants 11/7	24	117	4.9	24	2	6	43	7.2	20	0		
W-Phoenix 11/14	24	80	3.3	15	1	4	102	25.5	86	0		
L-@ Atlanta 11/21	1	1	1.0	1	0	4	9	2.3	6	0		
L-Miami 11/25	16	51	3.2	10	0	9	46	5.1	13	0		
W-Philadelphia 12/6	23	172	7.5	57	0	4	26	8.5	19	0		
W-@ Minnesota 12/12	19	104	5.5	22	1	5	26	5.2	13	0		
W-@ N.Y. Jets 12/18	20	91	4.6	12	0	2	11	5.5	6	0		
W-Washington 12/26	21	153	7.3	35	1	3	18	6.0	13	0		
W-@ N.Y. Giants 1/2/94	32	168	5.3	46	0	10	61	6.1	12	1		
<b>Playoffs</b>												
W-Green Bay 1/16/94	13	60	4.6	14	0	2	27	13.5	22	0		
W-San Francisco 1/23/94	23	88	3.8	9	1	7	85	12.1	28	1		
W-Buffalo 1/30/94	30	132	4.4	15t	2	4	26	6.5	10	0		



## E. Smith Game-by-Game (cont.)

	1994					Receiving				
	No.	Yds.	Avg.	Long	TD	No.	Yds.	Avg.	Long	TD
W-@ Pittsburgh 9/4.....	31	171	5.5	46	1	3	3	1.0	3	0
W-Houston 9/11.....	27	90	3.3	12	1	3	24	8.0	22	0
L-Detroit 9/19.....	29	143	4.9	32	1	7	49	7.0	19	0
W-@ Washington 10/2.....	16	48	3.0	8	2	2	5	2.5	6	0
W-Arizona 10/9.....	9	22	2.4	6	2	1	11	11.0	11	0
W-Philadelphia 10/16.....	26	106	4.1	12	1					
W-@ Arizona 10/23.....	21	76	3.6	23	1	2	10	5.0	6	0
W-@ Cincinnati 10/30.....	25	92	3.7	13	0	1	9	9.0	9	0
W-N.Y. Giants 11/7.....	35	163	4.7	28	2	3	13	4.3	7	0
L-@ San Francisco 11/13.....	26	78	3.0	11	2	6	32	5.3	15	0
W-Washington 11/20.....	21	85	4.0	28	2	2	8	4.0	6	0
W-Green Bay 11/24.....	32	133	4.2	30	2	6	95	15.8	68	0
W-@ Philadelphia 12/4.....	25	91	3.6	17	2	4	39	9.8	23	0
L-Cleveland 12/10.....	26	112	4.3	26	1	5	22	4.4	10	1
W-@ New Orleans 12/19.....	19	74	3.9	14	1	5	21	4.2	9	0
L-@ N.Y. Giants 12/24.....										
						DNP - hamstring				
<b>Playoffs</b>										
W-Green Bay 1/8/95.....	7	44	6.3	12	1	1	3	3.0	3	0
L-San Francisco 1/15/95.....	20	74	3.7	14	2	3	5	1.7	5	0
<b>1995</b>										
W-@ N.Y. Giants 9/4.....	21	163	7.8	60t	4	1	0	0.0	0	0
W-Denver 9/10.....	26	114	4.4	15	1	4	35	8.8	14	0
W-@ Minnesota 9/17.....	20	150	7.5	45	2	6	12	2.0	8	0
W-Arizona 9/24.....	21	116	5.5	28	2	3	53	17.7	40	0
L-@ Washington 10/1.....	22	95	4.3	14	0	8	38	4.8	15	0
W-Green Bay 10/8.....	31	106	3.4	16t	2	3	19	6.3	9	0
W-@ San Diego 10/15.....	22	68	3.1	15	2	5	15	3.0	6	0
W-@ Atlanta 10/29.....	26	167	6.4	41	1	5	30	6.0	12	0
W-Philadelphia 11/6.....	27	158	5.9	39t	2	3	22	7.3	12	0
L-San Francisco 11/12.....	18	100	5.6	33	1	6	50	8.3	20	0
W-@ Oakland 11/19.....	29	110	3.8	13t	3	3	22	7.3	15	0
W-Kansas City 11/23.....	18	56	3.1	15t	1	3	11	3.7	9	0
L-Washington 12/3.....	21	91	4.3	11	1	4	16	4.0	9	0
L-@ Philadelphia 12/10.....	27	108	4.0	13	1	3	8	2.7	7	0
W-N.Y. Giants 12/17.....	24	103	4.3	23	1	2	6	3.0	3	0
W-@ Arizona 12/25.....	24	68	2.8	13	1	3	38	12.7	15	0
<b>Playoffs</b>										
W-Philadelphia 1/7/96.....	21	99	4.7	15	1	3	40	13.3	22	0
W-Green Bay 1/14/96.....	35	150	4.3	25	3	2	17	8.5	16	0
W-Pittsburgh 1/28/96.....	18	49	2.7	23	2	1	3	3.0	3	0
<b>1996</b>										
L-@ Chicago 9/2.....	18	70	3.9	12	0	2	5	2.5	8	0
W-N.Y. Giants 9/8.....	24	82	3.4	16	0	3	12	4.0	5t	1
L-Indianapolis 9/15.....	26	101	3.9	12	1	2	14	7.0	16	0
L-@ Buffalo 9/22.....	15	25	1.7	6	1	1	9	9.0	9	0
W-@ Philadelphia 9/30.....	22	92	4.2	17	1	3	30	10.0	12	0
W-Arizona 10/13.....	21	112	5.3	18	2	4	10	2.5	7	0
W-Atlanta 10/20.....	15	50	3.3	10	2	2	7	3.5	9t	1
W-@ Miami 10/27.....	22	74	3.4	13	0	7	44	6.3	14	1
L-Philadelphia 11/3.....	24	113	4.7	24	2	4	4	1.0	4	0
W-@ San Francisco 11/10.....	26	81	3.1	16	0	1	11	11.0	11	0
W-Green Bay 11/18.....	20	76	3.8	25	0	6	16	2.7	8	0
L-@ N.Y. Giants 11/24.....	11	18	1.6	6	0	4	24	6.0	10	0
W-Washington 11/26.....	29	155	5.3	42	3	2	9	4.5	11	0
W-@ Arizona 12/8.....	27	70	2.6	11	0	1	-1	-1.0	-1	0
W-New England 12/15.....	27	85	3.1	10	0	5	55	11.0	21	0
L-@ Washington 12/22.....										
						DNP				
<b>Playoffs</b>										
W-Minnesota 12/28.....	17	116	6.8	37t	2	4	26	6.5	15	0
L-@ Carolina 1/5/97.....	22	80	3.6	25	0	3	-2	-0.7	3	0

## NFL ALL-TIME TOUCHDOWN LEADERS (through 1996)

Career Touchdowns		Career Rushing Touchdowns	
1. 165	JERRY RICE	1. 112	MARCUS ALLEN
2. 134	MARCUS ALLEN	2. 110	Walter Payton
3. 126	Jim Brown	3. 108	EMMITT SMITH
4. 125	Walter Payton	4. 106	Jim Brown
5. 116	John Riggins	5. 101	John Riggins
6. 115	EMMITT SMITH		CAPS - Still Active





## Smith's Regular Season Top 10

Yards Rushing		Rushing Attempts	
237 - @ Philadelphia, 10/31/93 (30 atts.)		35 - vs. N.Y. Giants, 11/7/94	
182 - @ Phoenix, 9/22/91 (23 atts.)		34 - @ Washington, 11/24/91	
174 - @ Atlanta, 12/21/92 (24 atts.)		32 - @ Cleveland, 9/1/91	
172 - vs. Philadelphia, 12/6/93 (23atts.)		32 - @ Green Bay, 10/6/91	
171 - @ Pittsburgh, 9/4/94 (31 atts.)		32 - vs. Pittsburgh, 11/28/91	
168 - @ N.Y. Giants, 1/2/94 (32 atts.)		32 - vs. Atlanta, 12/2/91	
167 - @ Atlanta, 10/29/95 (26 atts.)		32 - @ N.Y. Giants, 1/2/94	
163 - vs. Philadelphia, 11/1/92 (30 atts.)		32 - vs. Green Bay, 11/24/94	
163 - vs. N.Y. Giants, 11/7/94 (35 atts.)		31 - @ Pittsburgh, 9/4/94	
163 - @ N.Y. Giants, 9/4/95 (21 atts.)		31 - vs. Green Bay, 10/8/95	

## SMITH'S 108 RUSHING TOUCHDOWNS

<b>Yardage</b>		<b>By Quarters</b>	
70-79 yards .....	1	1st Quarter .....	30
60-69 yards .....	4	2nd Quarter .....	25
50-59 yards .....	0	3rd Quarter .....	22
40-49 yards .....	1	4th Quarter .....	30
30-39 yards .....	4	Overtime .....	1
20-29 yards .....	5		
10-19 yards .....	9	<b>By Halves</b>	
5-9 yards .....	17	1st Half .....	55
4 yards .....	13	2nd Half .....	52
3 yards .....	13	Overtime .....	1
2 yards .....	11		
1 yard .....	30	<b>By Months</b>	
		September .....	24
<b>NFC/AFC</b>		October .....	28
NFC Opponents .....	86	November .....	35
AFC Opponents .....	22	December .....	21
<b>Home/Away</b>			
Home .....	65		
Away .....	43		

Rushing Touchdowns Per Game  
(106 career games)

2 - Games with four touchdowns
5 - Games with three touchdowns
21 - Games with two touchdowns
43 - Games with one touchdown
37 - Games with zero touchdowns

Total Touchdowns Per Game  
(108 career games)

2 - Games with four touchdowns
6 - Games with three touchdowns
23 - Games with two touchdowns
43 - Games with one touchdown
34 - Games with zero touchdowns

## THE FIRST 108 CAREER GAMES

## NFL All-Time Career Rushing Leaders


All-time Rank	Name	Att.	Yds.	Avg.	TDs
4	Jim Brown .....	2,269	11,832	5.2	100
2	Eric Dickerson .....	2,478	11,334	4.6	82
1	Walter Payton .....	2,247	9,741	4.3	71
3	Tony Dorsett .....	1,988	8,930	4.5	59
5	Franco Harris .....	1,959	8,312	4.2	69

## The Next Generation (Through 108 Games)

7	Sanders .....	2,137	10,509	4.9	76
12	Smith .....	2,334	10,160	4.4	108
10	Thomas .....	2,006	8,688	4.3	48

## NFL CAREER RUSHING LEADERS (through 1996)

No.	Name	Yrs.	Att.	Yards	Avg.	TD
1.	Walter Payton .....	13	3,838	16,726	4.4	110
2.	Eric Dickerson .....	11	2,996	13,259	4.4	90
3.	Tony Dorsett .....	12	2,936	12,739	4.3	77
4.	Jim Brown .....	9	2,359	12,312	5.2	106
5.	Franco Harris .....	13	2,949	12,120	4.1	91
6.	MARCUS ALLEN .....	15	2,898	11,738	4.1	112
7.	BARRY SANDERS .....	8	2,384	11,725	4.9	84
8.	John Riggins .....	14	2,916	11,352	3.9	104
9.	O.J. Simpson .....	11	2,404	11,236	4.7	61
10.	THURMAN THOMAS .....	9	2,566	10,762	4.2	62
11.	O.J. Anderson .....	14	2,562	10,273	4.0	81
12.	EMMITT SMITH .....	7	2,334	10,160	4.4	108



## Kevin Smith

**Cornerback**  
**5'11" ★ 190 ★ 4/7/70**  
**Texas A&M**  
**D-1A for '92 ★ 6th Year**

**PRO:** Within 12 months of suffering a ruptured right Achilles tendon in September of 1995, Kevin Smith made a triumphant and courageous return to the Cowboys lineup—starting 16 games in 1996 and overcoming an injury that often requires 18 months of rehabilitation. Not only did Smith respond to the pressure of having to return from a serious injury, he also turned in one of the most productive seasons of his career. But production and results are what have characterized Smith's Dallas career since the day he was drafted in the first round (17th overall) out of Texas A & M in 1992. As a professional player, Smith has displayed consistency, intelligence, and a rapidly growing reputation as one of the NFL's most productive cornerbacks. In the two seasons prior to his injury, he averaged 80 tackles, 15 passes defended and four interceptions-per-year. He returned to that same form following his injury with a career-high 18 passes defended in 1996—along with a team leading five interceptions. As a result of his inspiring comeback in 1996, Smith was selected by his teammates as the recipient of the 1996 Ed Block Courage Award. Because of his confidence, natural ability and intelligence, things have always happened quickly for Smith. He started Super Bowl XXVII as a 22-year old rookie. As a second year man in 1993, he performed like a seasoned veteran. By the start of the 1995 season, many believed he was on the brink of becoming a Pro Bowl player. And now, with fellow corner Deion Sanders, Smith makes up one half of what many believe to be the best pair of cornerbacks in the NFL. Smith currently has 15 career interceptions, which is more than any current Cowboy player has collected while wearing a Dallas uniform.

**1996:** The slow, arduous process of rehabilitating an Achilles injury required Smith's dedicated attention every day of the off-season following the Cowboys 1995 World Championship. With each passing week, he showed steady progress and was able to report to training camp in the type of shape that allowed him to open the regular season as a starter. Smith was the Cowboys team leader in passes defended with a career-high 18, and he also tied Darren Woodson for the club lead in interceptions with five. Smith put aside any doubts about his physical condition early in the season, intercepting passes in each of the first two regular season games. In the season opener at Chicago (9/2), he registered five tackles while picking up his first interception since November of 1994. The following week against the Giants (9/8), Smith intercepted a Dave Brown pass on the game's opening play and returned it 22 yards to the Giants 12-yard line. In the win over Arizona (10/13) at Texas Stadium, he tied a career-high with four passes defended and picked up his third interception of the season on the Cardinals final drive of the game. The next week, he tied a career-high with seven solo tackles against Atlanta (10/20). He finished the day with a season-high eight stops and one pass defended against the Falcons' run-and-shoot offense. In the win at Miami (10/27), Smith recorded his fourth interception of the season when he picked off Dan Marino in the third quarter. His interception led to a Dallas touchdown, and he received a game ball for helping limit the Dolphins to 173 yards passing. In back-to-back weeks in November, Smith recorded a pair of seven-tackle outings against Philadelphia (11/3) and San Francisco (11/10). He then teamed with Sanders to help limit Green Bay's starting receivers to six catches for 48 yards in the Cowboys 21-6 Monday night victory over the Packers (11/18). Six days later, Smith picked up his fifth interception of the year (career interception No. 15) in a loss to the Giants (11/24) in New Jersey.

**1995:** In the season opener at the N.Y. Giants (9/4), Smith suffered a partially ruptured right Achilles. The injury forced Smith to miss the remainder of the 1995 season, in which



the Cowboys went on to defeat the Pittsburgh Steelers in Super Bowl XXX (1/28/96). Smith was injured while making his 39th consecutive start for Dallas – a streak that was longer than any other Dallas defensive player with the exception of defensive end Tony Tolbert.

**1994:** For the second straight year, Smith was the Cowboys' team leader in passes defended with a then career-high 17, and he was seventh on the team in total tackles with 71. He tied his single game career-best total for solo tackles with seven against Houston (9/11), and he finished that game with nine total tackles – tying his highest total of the year. He also had nine stops in the loss to Cleveland (12/10). At Cincinnati (10/30), he established a personal-best for passes defended with four in the Cowboys 23-20 victory. Smith recorded his only two interceptions of the regular season – and his first career multiple interception game – in the Cowboys 31-7 win over Washington (11/20). In the divisional playoff win over Green Bay (1/8/95), he collected his first career postseason interception.

**1993:** As a second-year player, Smith led the Cowboys in interceptions with six, collecting more than any other Dallas player since Michael Downs (six) in 1986. Smith tied for second in the NFC in interceptions while finishing the year seventh overall in the NFL. He was also the team's leader in passes defended with 13 and tied for the team lead in forced fumbles with three. He closed out the season ranked fifth on the team in tackles with 90 and third on the team in solo tackles with 73. Against the Jets (12/18), Smith became the first Cowboy defender since 1990 to be named NFC Defensive Player of the Week after a brilliant outing. He had seven tackles, forced two fumbles, recovered one fumble (his first NFL fumble recovery) and returned an interception 32 yards for a touchdown (the first of his career). He registered a career-high 10 tackles at Indianapolis (10/10) and added an interception. He also tallied interceptions against Buffalo (9/12), Green Bay (10/6), at Minnesota (12/12) and against the Redskins (12/26).

**1992:** As a rookie, Smith started nine games (including playoffs), and he registered 36 tackles, seven passes defended, two interceptions, one forced fumble and one fumble recovery. He picked up his first career interception on the first play of the game at Denver (12/6). He then closed the regular season with a theft against Chicago. In the NFC Championship Game at San Francisco (1/17/93), Smith was a visible factor in the Dallas secondary, collecting a season-high eight tackles (seven solos) and returning a fumble recovery 11 yards. His regular season-high for tackles came against the Giants (11/26) with six stops. His early season development was hampered somewhat by a preseason hamstring pull that kept him out of much of the full speed training camp work. He picked up his first career start against Phoenix (11/22) at Texas Stadium. Smith was only the third defensive back drafted by Dallas in the first round (Aaron Kyle, 1976 and Rod Hill, 1982), and he was chosen with the highest pick ever used on a Dallas defensive back.

**GAMES/STARTS** (regular season, playoffs): 1992 (16/6, 3/3), 1993 (16/16, 3/3), 1994 (16/16, 2/2), 1995 (1/1, 0/0), 1996 (16/16, 2/2). Total – (65/55, 10/10).

**COLLEGE:** Midway through his final college season, Smith was called upon to return punts and quickly became one of the nation's finest. He returned one punt 71 yards for a score against Rice and then added a 73-yard touchdown return against Texas. He finished the season with a 14.7-yard return average, good for sixth in the nation. Smith scored six special teams/defensive touchdowns in four years at Texas A&M. He set a Southwest Conference record for career interceptions with 20, tied the conference mark for career touchdowns on interceptions with three and set Texas A&M career records for interception return yards (289) and passes defended (32). In addition, Smith, who missed only one game during his four years at A&M, started 38 straight games to end his career. A semi-finalist for the Jim Thorpe Award, Smith also earned consensus All-America honors in 1991 and was an All-SWC selection for three straight years. He follows a group of ex-Aggies (Yale Lary, Det.; Bob Smith, Det.; Dave Elmendorf, Rams; Pat Thomas, Rams; and Lester Hayes, Raiders) who earned All-Pro honors playing in the secondary.

**PERSONAL:** In his senior year at West Orange Stark High School in Orange, TX, Kevin Rey Smith recorded 12 interceptions and caught nine touchdown passes while playing wide receiver. He also competed in baseball, basketball and track in high school. During his senior year at A&M, Smith roomed with linebacker Quentin Coryatt, who was selected by Indianapolis with the second overall pick in the 1992 NFL Draft. Smith majored in recreation, parks and tourism at Texas A&M. His twin sisters received track scholarships to college, but both chose to bypass athletics and pursue engineering degrees.



## K. SMITH'S COWBOYS TOTALS

Year	Tackles			Sacks	Tkl/ Loss	QB Press.	Passes Def.	For. Fum.
	Solo	Ast.	Tot.					
1992	22	9	31	0	0	0	8	1
1993	73	17	90	0	0	0	13	3
1994	57	14	71	0	0	0	17	0
1995	3	1	4	0	0	0	0	0
1996	48	10	58	0	0	0	18	0
Totals	203	51	254	0	0	0	56	4

## Playoffs

1992	11	2	13	0	0	0	2	0
1993	14	1	15	0	0	0	3	0
1994	4	2	6	0	0	0	2	0
1996	3	3	6	0	0	0	2	0
Totals	32	8	40	0	0	0	9	0

## Pass Interceptions

Year	No.	Yds.	Avg.	Long	TD
1992	2	10	5.0	7	0
1993	6	56	9.3	32t	1
1994	2	11	5.5	11	0
1996	5	45	9.0	24	0
Totals	15	122	8.1	32t	1

## Playoffs


1994	1	2	2.0	2	0
------	---	---	-----	---	---

## Opponents' Fumbles Recovered

Year	No.	Yds.	Avg.	Long	TD
1993	1	14	14.0	14	0
1992	1	11	11.0	11	0

## SINGLE-GAME BESTS

Total Tackles - 10 @ Indianapolis, 10/10/93  
 Interceptions - 2 vs. Washington, 11/20/94  
 Passes Defensed - 4 @ Cincinnati, 10/30/94,  
 and vs. Arizona, 10/13/96



## Fred Strickland

Linebacker

6'2" ★ 251 ★ 8/15/66

Purdue

UFA(GB) '95 ★ 10th Year



**PRO:** Fred Strickland's experience and run stopping ability have made him a valuable acquisition for the Cowboys since coming to Dallas as an unrestricted free agent on March 11, 1996. He stepped into the starting middle linebacker role for the Cowboys and led the team in tackles with 153 stops. As the focal point of the Dallas run defense, Strickland provides veteran leadership and an aggressive style of play. Strickland came to Dallas after two seasons with Green Bay, where he started 24 of his 30 regular-season games and helped the Packers reach the 1995 NFC Championship Game. He signed with Green Bay as an unrestricted free agent following one season with the Vikings. In each of the last four seasons, Strickland has been the starting middle linebacker on a defense that ranked in the top 10 in the NFL against the run and the top 14 in overall defense. He spent his first five seasons in the NFL (1988-92) with the Rams after Los Angeles had selected him in the second round (47th overall) of the '88 draft.

**1996:** Strickland's first season as a Cowboy was extremely productive as he led the team in tackles with a career-high 153 stops. He finished the year ranked 12th in the NFL in tackles and registered nine games with double-digit tackle totals. He also was the team's leading tackler in six individual games, more than any other Dallas defender in 1996. He registered 10 tackles-per-game in three of the Cowboys first four games: at Chicago (9/2), New York (9/8) and at Buffalo (9/22). In the win over New York, he was a key figure in helping Dallas limit the Giants to just 105 yards of total offense. In the loss at Buffalo, he recorded his first sack as a Cowboy. In the Cowboys critical win at Philadelphia (9/30), Strickland helped the Dallas defense limit Pro Bowl running back Ricky Watters to just 68 yards rushing. He was the team leader in tackles in Dallas' win over Arizona (10/13), while also limiting LeShon Johnson to 21 yards on 14 carries (1.5 avg.). In spite



of seeing limited action against the Atlanta (10/20) run-and-shoot offense, Strickland still contributed 16 tackles. In the Cowboys overtime win at San Francisco (11/10), Strickland made the game-saving play in the fourth quarter. Following an intercepted Cowboy pass deep in 49er territory, Strickland stepped in front of an Elvis Grbac pass at the 49ers 15-yard line to set up a touchdown pass from Troy Aikman to Eric Bjornson that sent the game into overtime. The following week, he led Dallas in tackles with 10 stops as the Cowboys defeated Green Bay (11/18). In that game, Dallas limited the Packers' vaunted offensive attack to just 254 total yards. The following week at the New York Giants (11/24), he registered a career-high 20 tackles—the second highest single-game tackle total in Dallas history, behind Lee Roy Jordan's 21 against Philadelphia on Sept. 26, 1971. Strickland also broke up a pass and forced a fumble in that loss at Giants Stadium. In the Thanksgiving Day win over Washington (11/28), he led the team with nine tackles, while also recovering a second quarter fumble that set up Dallas' first touchdown. For November, Strickland had 53 tackles, a tackle for a loss, four QB pressures, four passes defended, an interception, a forced fumble and a fumble recovery. In the divisional playoff loss at Carolina (1/5/97), he led the Cowboys in tackles with 11.

**1995:** He saw action in 14 games for the Packers in 1995, with 10 starts at middle linebacker. Strickland finished the season with 72 tackles despite missing two games with a sprained medial collateral ligament in his left knee. He suffered the injury in the Packers 31-20 win at Cleveland (11/19). He was inactive the next two weeks against Tampa Bay (11/26) and Cincinnati (12/3), but returned to see limited action at Tampa Bay (12/10) and New Orleans (12/16). He came back to start the regular-season finale against Pittsburgh (12/24) and recorded seven tackles. Prior to the injury, he led the team with nine tackles in a win at Chicago (9/11). He then recorded 11 tackles at Dallas (10/8), and topped that with a season-high 12 stops against Chicago (11/12). Strickland logged four tackles at Minnesota (11/5) while splitting time between linebacker and left defensive end, moving over late in the game when Reggie White went out of the game with a knee injury. He had 17 tackles and a sack in Green Bay's postseason run to the NFC Championship Game.

**1994:** After coming to Green Bay as an unrestricted free agent from Minnesota on June 23, Strickland moved right into the starting lineup at middle linebacker, serving as the team's signal-caller on defense and finishing the season second on the team with 88 tackles. He started 14-of-16 games for the Packers and had a regular season-high 11 tackles at Philadelphia (9/18) while also deflecting a pass. He picked off a Drew Bledsoe pass at New England (10/2) to set up the Packers' first touchdown. In the postseason, Strickland was second on the team with 17 tackles, including a season-high 14 stops at Dallas (1/8/95). His only missed starts in 1994 occurred when the team opened in its "nickel" package against Miami (9/11) and Atlanta (12/18).

**1993:** Strickland joined the Vikings as an unrestricted free agent on May 10 and started a then career-high 15 games at weakside linebacker. He finished second on the team with a 137 tackles. He also tied for second in the NFL with four fumble recoveries. He had a season-high 17 stops at Tampa Bay (11/21) and led the Vikings with 12 tackles in the season's first meeting of the year with Green Bay (9/26). He recovered a fourth-quarter fumble in the club's rematch (12/19) to help seal a 21-17 win. His recovery stopped a Packers' scoring drive at the Minnesota 15-yard line.

**1992:** In his final season with the Rams, Strickland played in all 16 games, primarily on special teams and in short yardage situations. He was a back-up at middle linebacker and registered seven tackles. He also added eight special teams tackles.

**1991:** Strickland returned from an injury-shortened 1990 season to start 10-of-14 games. He collected 29 tackles (23 solos), a sack, a forced fumble and two passes defended. He suffered a sprained knee at the N.Y. Giants (9/8) that forced him to miss the next two games. He closed out the year with a season-high six tackles at Seattle (12/22).

**1990:** He was moved to outside linebacker in 1990 after spending most of his first two years in the league at an inside linebacker position. He started the first five games of the season before his year was cut short by a fractured left fibula. He was fourth on the team with 25 tackles prior to the injury.

**1989:** In his first full year as a regular player, Strickland started 12 games, missing four starts because of injuries, and recorded 63 tackles (53 unassisted), two interceptions and two sacks. He rolled up solid numbers despite missing all of the preseason and the sea-



son-opener with torn cartilage in his right knee, an injury suffered early in training camp that necessitated arthroscopic surgery. He also missed three games at mid-season with an ankle sprain suffered at Buffalo (10/16). Strickland had a clutch performance in the season finale at New England, making 10 tackles and intercepting two passes to stop Patriot drives at the five- and three-yard lines as the Rams escaped with a 24-20 win. In the post-season, he led the team with 28 tackles in three games.

**1988:** He saw reserve action as a rookie in all 16 games, recording a career-high four sacks among his 43 tackles (34 solo). He recorded a career-best two sacks in the season finale against San Francisco (12/18). He then matched that performance with another pair of sacks in a playoff loss to Minnesota (12/26). Strickland was the third of three second round draft choices by the Rams in 1988.


**GAMES/STARTS** (regular season/playoffs): 1988 (16/0, 1/0-Rams), 1989 (12/12, 3/3-Rams), 1990 (5/5-Rams), 1991 (14/10-Rams), 1992 (16/0-Rams), 1993 (16/15, 1/1-Minn.), 1994 (16/14, 2/1-G.B.), 1995 (14/10, 3/2-G.B.), 1996 (16/16, 2/2). Total - 125/82, 12/9 (Dallas - 16/16, 2/2).

**COLLEGE:** A three-year starter at Purdue (1984-87), Strickland set a school career-record with 321 solo tackles. He led the Boilermakers in tackles in each of his final three seasons. He also led the Big Ten Conference in tackles as a senior with 130, earning first-team All-Big Ten honors. As a junior, he was a second-team All-Big Ten selection after finishing the season second in the conference in tackles with 140 (80 solos). As a sophomore, he finished fourth in the conference in tackles with 132 (89 unassisted). Strickland was a business major at Purdue.

**PERSONAL:** Fredrick William Strickland, Jr. was born on Aug. 15, 1966 in Buffalo, NY. He attended Lakeland Regional High School in Wanaque, NJ, where he lettered in football and basketball. He was a linebacker and fullback in high school and earned honorable mention All-America honors following his senior season. Along with his father, Fred works in a family business - Strickland Sports in Ringwood, NJ - in the offseason. The company sells apparel and sporting goods, as well as promoting trading card shows. Fred and wife Shay live in Upper Saddle River, NJ.

STRICKLAND'S NFL TOTALS												
Year	Tackles			Sacks	Tk/ Loss	QB Press.	Passes Def.	For. Fum.	Special Teams			
	Solo	Ast.	Tot.						Solo	Ast.	Tot.	
1988 (Rams).....	34	9	- 43	4.0	-	-	3	0	6	1	- 7	
1989 (Rams).....	53	10	- 63	2.0	-	-	6	1	0	0	- 0	
1990 (Rams).....	17	8	- 25	0.0	-	-	0	1	0	0	- 0	
1991 (Rams).....	23	6	- 29	1.0	-	-	2	1	0	0	- 0	
1992 (Rams).....	7	0	- 7	0.0	-	-	0	0	8	0	- 8	
1993 (Minn.).....	81	56	- 137	0.0	5.5	-	0	0	3	1	- 4	
1994 (G.B.).....	57	31	- 88	0.0	-	-	2	0	2	0	- 2	
1995 (G.B.).....	43	29	- 72	0.0	-	-	1	0	0	0	- 0	
1996.....	87	66	- 153	1.0	3(-6)	8	6	1	0	0	- 0	
Totals.....	402	215	- 617	8.0	8.5	8	20	4	19	2	- 21	
Playoffs												
1988 (Rams).....	3	2	- 5	2.0	-	-	0	0	0	0	- 0	
1989 (Rams).....	23	5	- 28	0.0	-	-	1	0	0	0	- 0	
1993 (Minn.).....	3	3	- 6	0.0	0	-	0	0	0	0	- 0	
1994 (G.B.).....	10	7	- 17	0.0	-	-	0	0	0	0	- 0	
1995 (G.B.).....	9	8	- 17	1.0	-	-	0	0	0	0	- 0	
1996.....	8	5	- 13	0.0	0	0	0	0	0	0	- 0	
Totals.....	56	30	- 86	3.0	0	0	1	0	0	0	- 0	
Pass Interceptions				Opponents' Fumbles Recovered								
Year	No.	Yds.	Avg.	Long	TD	Year	No.	Yds.	Avg.	Long	TD	
1989 (Rams).....	2	56	28.0	29	0	1988 (Rams).....	1	0	0.0	0	0	
1994 (G.B.).....	1	7	7.0	7	0	1993 (Minn.).....	4	4	1.0	4	0	
1996.....	1	0	0.0	0	0	1994 (G.B.).....	1	0	0.0	0	0	
Totals.....	4	63	15.8	29	0	1996.....	1	0	0.0	0	0	
						Totals.....	7	4	0.6	4	0	

**Single Game Bests**  
 Tackles - 20 @ N.Y. Giants, 11/24/96  
 playoffs - 14 @ Dallas, 1/8/95 (G.B.)  
 Sacks - 2 @ San Francisco, 12/18/88 (Rams)  
 playoffs - 2 vs. Minnesota, 12/26/88 (Rams)  
 Interceptions - 2 @ New England, 12/24/89 (Rams)



## Broderick Thomas

**Linebacker**  
**6'4" ★ 254 ★ 2/20/67**  
**Nebraska**  
**FA for '96 ★ 9th Year**



**PRO:** Throughout his eight year career, Broderick Thomas has been a pass rushing linebacker. Thomas had been called upon to put pressure on the opposing quarterback from his outside linebacker spot, and he has recorded 43.5 sacks and 41 tackles for losses as a linebacker. Dallas signed Thomas in 1996 because of his speed and ability to create havoc in opponents' backfields. The Cowboys now want to utilize Thomas' pass rushing ability from the defensive end position. He has spent the offseason working on the intricacies of rushing the quarterback and playing the run from a three-point stance. The Dallas coaches believe he can be a productive end and plan on Thomas being an integral part of the Cowboys' defensive end rotation.

**1996:** The Cowboys signed Thomas on March 22 to fill a void at linebacker, where he made plays for half the season before moving to defensive end to utilize his pass rushing ability. Thomas led the Cowboys with three fumble recoveries, tied for second with 4.5 sacks and tied for third with 20 quarterback pressures while recording 65 tackles, five tackles for losses and four passes defended. He recorded seven tackles in the season opener at Chicago (9/2) before registering four tackles in helping limit the N.Y. Giants (9/8) to 105 yards of offense. He tied a club record with two fumble recoveries at Philadelphia (9/20) while adding four tackles, a tackle for a loss, two quarterback pressures and a pass deflection. Thomas recorded a season-high eight tackles and his first sack of the year as a defensive end against Arizona (10/13), and he tied his season-high with eight tackles while recording a season-high two sacks against Atlanta (10/20). He had four tackles, a tackle for a loss and a pressure at Miami (10/27) before registering four stops, a sack, a forced fumble, a pressure and a pass defended playing linebacker and defensive end at San Francisco (11/10). After seeing third down action as a defensive end while starting at linebacker the first half of the season, Thomas was moved exclusively to defensive end prior to the Green Bay (11/18) game. He recorded half a sack, a tackle and two quarterback pressures against the Packers, and he recovered a fumble at Arizona (12/8). He posted seven tackles against New England (12/15) before finishing out the season with four tackles and a tackle for a loss at Washington (12/22). In the Cowboys wild card playoff game against Minnesota (12/28), Thomas registered his first career postseason sack to end a fourth quarter Vikings' drive. He recorded three tackles and a tackle for a loss at Carolina (1/5/97) after starting at strongside linebacker in place of the injured Randall Godfrey (sprained right ankle).

**1995:** After signing with Minnesota as a free agent during the offseason, Thomas finished second on the Vikings tackle list with 86 stops while adding six sacks, six tackles for losses and seven passes defended. He recorded a season-high nine tackles, a tackle for loss and a pass defended in a 23-17 overtime loss to Dallas (9/17). He registered seven tackles each against Houston (10/8), at Tampa Bay (10/15) and at Green Bay (10/22), where he also recorded 1.5 tackles for a loss, before tying his season-high with nine tackles against Green Bay (11/5). Thomas recorded five tackles and a tackle for a loss in the match-up at Detroit (11/23). His most productive day as a pass rusher came against Tampa Bay (12/3), when he recorded two and a half sacks and a pass deflection to go along with five tackles. He finished out the season with five tackles and a sack at San Francisco (12/18) and five tackles at Cincinnati (12/24).

**1994:** Thomas signed with Detroit on July 15 after spending five seasons with Tampa Bay. He led the Lions in sacks with seven and finished fourth on the team in tackles with



85. Against Minnesota (9/11), he tallied eight tackles, two sacks, a forced fumble and a pass defended. In the Lions upset of Dallas (9/19), Thomas sacked Troy Aikman in overtime, forcing a fumble that he recovered to set up the Lions' game-winning field goal. He also posted a season-high 10 tackles against the Cowboys. He posted four tackles, batted down three passes and teamed with Kelvin Pritchett on a sack against Minnesota (12/17).

**1993:** Thomas finished third on the team with eight quarterback pressures and fourth with 75 tackles. After starting at right linebacker against the Giants (9/12), he started seven-of-the-next-eight games at left linebacker. In five seasons with Tampa Bay, Thomas moved into third on the team's all-time sack list (26.5) and set or tied club records for tackles (21) and sacks (3) in a game and for forced fumbles (7) in a season.

**1992:** While starting 16 games, Thomas led the Bucs in fumbles recovered (3), finished second in tackles for a loss (8), tied for second in sacks (5) and was third in tackles (113). He also broke up a career-high eight passes. He recorded a season-high 15 tackles at Minnesota (9/20) while posting his second career three-sack game. At New Orleans (11/1), he intercepted two passes, returning one 56 yards for a touchdown.

**1991:** Thomas was named Tampa Bay's Most Valuable Player and second-team All-Pro in 1991 after tying club season marks for tackles with 174 (since broken) and forced fumbles with seven. He led the Bucs in sacks (11) and tackles for a loss (10), tied for the team lead in fumbles recovered (2) and finished second in quarterback pressures (22). Against Philadelphia (10/6), he set a Buccaneers record for tackles (21) while also recording three tackles for a loss and a sack. He earned NFC Defensive Player of the Week honors after posting 11 tackles, two sacks, three passes defended and two fumble recoveries against Detroit (11/10).

**1990:** Thomas, who finished with 72 tackles, led Tampa Bay in sacks (7.5) and set a team season record for quarterback pressures (33) by a linebacker in his first year as a starter in 1990. He tied a team record with three sacks, including two on consecutive plays, against Dallas (10/7).

**1989:** As a rookie in 1989, he played in all sixteen games and finished the year with 27 tackles, two sacks and a forced fumble. He forced the fumble on his first career sack against Washington (10/22). Tampa Bay selected Thomas with the sixth overall pick in the 1989 NFL Draft.

**GAMES/STARTS** (regular season, playoffs): 1989 (16/0-T.B.), 1990 (16/15-T.B.), 1991 (16/16-T.B.), 1992 (16/16-T.B.), 1993 (16/8-T.B.), 1994 (16/16, 1/1-Det.), 1995 (16/16-Minn.), 1996 (16/9, 2/1). Total - 128/96, 3/2 (Dallas - 16/9, 2/1).

**COLLEGE:** Thomas earned All-America and Big Eight Defensive Player of the Year honors in 1988 and All-America honors as a linebacker and defensive end in 1987 playing for the Nebraska Cornhuskers. The three-time All-Big Eight pick was a finalist for the Butkus Award, given annually to the nation's best linebacker, and the Lombardi Award, given annually to the nation's best lineman, as a senior in 1988.

**PERSONAL:** Thomas, born Feb. 20, 1967, earned All-America, all-state and area Defensive Player of the Year honors at Madison High School in Houston, TX. While in college, he founded Battle Against Drugs (B.A.D.) and worked with process intervention at Lincoln, NE, General Hospital. In Tampa, he was active with Sandman's Christmas, which raised toys for local youngsters. Thomas, whose brother also played for Nebraska, is the nephew of former Chicago Bears All-Pro linebacker Mike Singletary. A Human Family Development major, Broderick has a son, Broderick Trevon.

Year	THOMAS' NFL TOTALS				Tkl/ Loss	QB Pres.	Passes Def.	For. Fum.
	Solo	Ast.	Tot.	Sacks				
1989 (T.B.)	18	9	27	2.0	0	2	0	1
1990 (T.B.)	48	24	72	7.5	5	33	3	2
1991 (T.B.)	98	76	174	11.0	10	22	3	7
1992 (T.B.)	62	51	113	5.0	8	18	8	1
1993 (T.B.)	43	32	75	1.0	3	8	4	0
1994 (Det.)	63	23	86	7.0	5	-	7	-
1995 (Minn.)	64	22	86	6.0	6	-	7	2
1996	41	24	65	4.5	5(-6)	20	4	1
Totals	437	261	698	44.0	42	103	36	16





## Thomas' NFL Totals (cont.)


Year	Solo	Tackles Ast.	Tot.	Sacks	Tk/ Loss	QB Pres.	Passes Def.	For. Fum.
<b>Playoffs</b>								
1994 (Det.)	5	0	5	0.0	-	-	0	0
1996	3	2	5	1.0	1 (-2)	0	0	0
Totals	8	2	10	1.0	1 (-2)	0	0	0

Year	Opponents' Fumbles Recovered No.	Yds.	Avg.	Long	TD	Year	Pass Interceptions No.	Yds.	Avg.	Long	TD
1990 (T.B.)	2	0	0.0	0	0	1990 (T.B.)	2	81	40.5	56t	1
1991 (T.B.)	2	12	6.0	12	0						
1992 (T.B.)	3	-1	-0.3	0	0						
1993 (T.B.)	1	0	0.0	0	0						
1994 (Det.)	2	0	0.0	0	0						
1995 (Minn.)	1	0	0.0	0	0						
1996	3	23	7.7	23	0						
Totals	14	34	2.4	35	0						

SINGLE-GAME BESTS			
Tackles	- 21 (T.B.) vs. Philadelphia, 10/6/91		
Sacks	- 3.0 (T.B.) twice, @ Dallas, 10/7/90 and @ Minnesota, 9/20/92		
Interceptions	- 2 (T.B.) @ New Orleans, 11/1/92		
Fumble Recoveries	- 2 @ Philadelphia, 9/30/96		



## Tony Tolbert

**Defensive End**

**6'6" ★ 263 ★ 12/29/67**

**Texas-El Paso**

**D-4 for '89 ★ 9th Year**

**92**

**PRO:** No Dallas Cowboys player has been more productive – and more unheralded – over the course of a career than defensive end Tony Tolbert. In being selected to his first Pro Bowl appearance last year, Tolbert was finally able to reap some of the long overdue, individual rewards of what has been a very solid and stellar eight-year career. Since the start of the 1990 season, Tolbert has piled up more quarterback sacks (51.5) than any other Dallas defender. Recognized as one of the NFL's premier run-stopping defensive ends, he has also been the team's top tackler among defensive linemen in each of the past six seasons, averaging 86.2 tackles-per-year. Tolbert's high level of performance is directly related to his toughness and durability. Dating back to late 1990, Tolbert has started 114 straight games (including playoffs), a streak that is longer than any other Dallas player. After coming to the Cowboys as a 226-pound outside linebacker in 1989, Tolbert has become an NFL success through perseverance and hard work. His physical size and strength has increased dramatically since he entered the league—matching his steady rise in productivity on the field. Drafted in the fourth round in 1989, Tolbert was part of a very productive Dallas draft class that produced four Super Bowl starters – and four Pro Bowl players – in the first four rounds – Troy Aikman, Daryl Johnston, Mark Stepnoski and Tolbert. He is one of 21 players who has been a member of the Cowboys for each of the three Super Bowl championship seasons of the 1990s. He is currently tied with Richard Dent for the third most sacks in NFL postseason history with 10.5. On opening day in 1997, Tolbert will be starting his 100th straight regular season game – a streak that dates back to the last three games of 1990.

**1996:** In the off-season following the 1995 World Championship year, Tolbert underwent arthroscopic surgery on both his knees. Yet, in spite of his limited work in the 1996 training camp, he responded with the most productive, and rewarding, season of his eight-year career. He tied for 11th in the NFL (fifth in the NFC) in sacks with a career-high 12. He also led the team in quarterback pressures with 37—the second highest total of his career. Tolbert was named to his first Pro Bowl squad following a 1996 season in which he was the team's leading tackler (85 stops) among defensive linemen. He also tied for team leadership in forced fumbles with three. In addition to his Pro Bowl selection, Tolbert was also chosen to the All-NFC squads as selected by the Associated Press, *Pro Football*



*Weekly* and the Pro Football Writers of America. In a Week Two game against the N.Y. Giants (9/8), he recovered a Dave Brown fumble at the 13-yard line that set up a Dallas field goal. The following week, in the loss to Indianapolis (9/15), Tolbert recorded a career-high three sacks, including one that forced a fumble that Deion Sanders returned 22 yards for a touchdown. He was also the defensive line's leader in tackles that day with eight stops. One week later in Buffalo (9/22), he again led the defensive line with 10 tackles, while adding a tackle for a loss and helping limit the Bills to just 224 total yards and one touchdown. In Dallas' critical Monday night win at Philadelphia (9/30), Tolbert contributed a pair of sacks – both of which resulted in forced fumbles and Dallas field goals. He also recorded seven tackles, two passes defended and two quarterback pressures against the Eagles. Two weeks later, against Arizona (10/13), he registered two sacks for the second straight game and tied for the lead among defensive linemen with six tackles. The next week, he topped all defensive linemen with a season-high 12 tackles against Atlanta (10/20), including a career-high seven assists. He also led the team with four QB pressures. In the Cowboys' win at Miami (10/27), he recovered a fumble, had two tackles, knocked down two passes and helped limit the Dolphins to 221 total yards. Against Philadelphia (11/3), he tied his career-high total for quarterback pressures with five. Two weeks later, he recorded his ninth sack of the season against Green Bay (11/18), and in doing so, he topped his single season personal best for sacks, eclipsing the 8.5 he recorded in 1992. One week later at Giants Stadium, he recorded a sack in his ninth straight game against the Giants (11/24). It was also his 10th sack of the season marking his first year of reaching a double-figure sack total. In a late season surge, he picked up one sack each in games 11 through 14, bringing his final season tally to 12.

**1995:** While fighting through injuries in 1995, Tolbert turned in career-high, single-season figures for total tackles (99) and quarterback pressures (41). He topped his previous high tackle total (89 in 1994) by 10 and had 16 more QB pressures than his previous best season (25 in 1991). He tied for second on the team in sacks (5.5) and closed the year sixth in tackles (tops among defensive linemen). His 99 tackles were the most by a Dallas defensive lineman since Jim Jeffcoat recorded 100 stops in 1989. Tolbert was a major influence in the Cowboys defense ranking third in the NFL in fewest touchdowns surrendered (32) and points allowed (18.2 per game). Tolbert started the 1995 season in unprecedented fashion, receiving a coaches game ball award following each of the first four games of the year. In the season opener at New York (9/4), he led all defensive linemen in tackles with six, while also recording a sack, a forced fumble and a career-high tying five QB pressures. In the following week's 31-21 win over Denver (9/10), Tolbert had a sack, four tackles and a team leading four QB pressures. At Minnesota (9/17), he again tied his career high for pressures with five while finishing the overtime win with the team's second highest tackle total (eight). He capped the brilliant month of September with another coaches game ball after picking up eight tackles and two sacks in the Cowboys 34-20 win over Arizona (9/24). In Dallas' 34-24 win over Green Bay (10/8), Tolbert led the Cowboys in tackles with eight – marking the first time a defensive lineman had led the team in tackles since Nov. 20, 1994, (13 games) when Tolbert posted seven stops to lead the team against Washington. In the following week's victory at San Diego (10/15), Tolbert registered a season-high 10 stops while once again tying his career-best for QB pressures with five. Tolbert turned in the defensive play of the game in the Cowboys 24-12 win over Kansas City on Thanksgiving Day (11/23). After the Chiefs had driven to the Dallas 15-yard line in the fourth quarter, Tolbert broke through and sacked quarterback Steve Bono. Tolbert's jarring hit forced Bono to fumble, and Darrin Smith picked up the loose ball and rambled 63 yards to set up a game clinching Dallas field goal. Tolbert also led all Dallas defensive linemen in tackles with six that day. In the playoffs, Tolbert ranked third on the team in total tackles with 17 – a figure that was tops among Dallas linemen. He was also the Cowboys postseason leader in sacks with five. He picked up two of those quarterback sacks in the divisional playoff win over the Eagles (1/7/96) in addition to collecting six tackles. The Dallas defense limited Philadelphia to just 227 total yards in the 30-11 victory. In the NFC Championship Game win over Green Bay (1/14/96), Tolbert received a game ball after recording two more sacks and leading the defensive line in tackles with five. In Dallas' 27-17 win over Pittsburgh in Super Bowl XXX (1/28/96), Tolbert recorded six tackles and four QB pressures to lead all Dallas linemen in both depart-



ments. He also recorded a sack in the Super Bowl, giving him at least one sack in six of the last eight playoff games. Shortly after the end of the 1995 season, Tolbert underwent surgery on both knees and his right elbow to relieve some of the chronic soreness that has plagued him throughout his career.

**1994:** Tolbert registered single-season, career-high figures for solo tackles (57) and tackles for lost yardage (seven for minus 15 yards). He also had 89 total tackles, which marked the second highest figure of his career. He finished the year fourth on the team in sacks with five, as Dallas was second in the NFL in team sacks with 47. He was a key figure in the Cowboys defense ending the season with the NFL's top ranking in total defense, and he became more and more effective as the season progressed. In the last six games of the year, Tolbert compiled the following numbers: 48 tackles, three sacks, five tackles for lost yardage, eight quarterback pressures and four passes defended. His first career interception resulted in a 54-yard touchdown scamper in the first quarter of the Monday night win at New Orleans (12/19). Earlier that month, he recorded a career-high 15 tackles against Cleveland (12/10). His 11 tackles and two sacks at Philadelphia (12/4) earned Tolbert a game ball as the Cowboys clinched the NFC Eastern Division title. He also picked up game balls against Washington (11/20) and the Giants (11/7).

**1993:** For the second time in three years, Tolbert led the Cowboys in sacks with 7.5. Despite coming out on many certain passing downs, Tolbert finished the year third in quarterback pressures with 23. He enjoyed his finest outing of the year against his hometown Giants (11/7), collecting a game ball after racking up a season-high nine tackles, one sack and three quarterback pressures. Tolbert enjoyed one of his most consistent seasons as a professional, accounting for at least six tackles in half of the Cowboys 16 regular season games. He had multiple sack games against Buffalo (2 on 9/12) and Washington (2 on 12/26), while racking up a season-high five quarterback pressures against Philadelphia (12/6). In the playoffs, Tolbert was at his best, accounting for one sack in each postseason game while averaging five tackles-per-contest.

**1992:** He led all Dallas defensive linemen in total tackles (87) and was a key figure in helping Dallas to the top defensive ranking in the NFL. His play was most visible against the run, lifting the Cowboys to the NFL's top spot in rushing defense (allowing just 77.8 rushing yards-per-game). Tolbert finished the season second on the team in sacks with 8.5, and the Cowboys' pass rush was a dominant factor in the team finishing the year fifth in the NFL in pass defense. The '92 Cowboys registered 44 sacks to rank fourth in the NFC, while nearly doubling their total of 23 sacks in 1991. In the second through fifth games of the '92 season, Tolbert put together a red-hot streak of productivity in which he collected six sacks (with at least one in each game), 32 total tackles, and two forced fumbles. He earned game balls in three of those four games, against the Giants (9/13), Phoenix (9/20) and Seattle (10/11), and in the other outing (10/5 at Philadelphia), he collected a career-high tackle total of 12. He finished the season with career-high marks for tackles (87), sacks (8.5) and forced fumbles (3). In addition, he closed the year tied for the team lead in forced fumbles while also tying for second in quarterback pressures with 19. Tolbert contributed two of Dallas' five sacks of Randall Cunningham in the Cowboys' divisional playoff win over Philadelphia (1/10/93), and he added another playoff sack in the Super Bowl XXVII win over Buffalo (1/31/93).

**1991:** In Tolbert's first complete season as a full-time starter (left end), he made a visible impact on a defense that finished the year ranked eighth against the run in the NFL, allowing just 98.2 rushing yards-per-game. An active run-stopper, Tolbert also led the Cowboys in sacks (7) and quarterback pressures (25), while tying for the lead among defensive linemen in passes batted down with five. He closed out the season ranked fifth on the team in tackles with 73. His nine tackles at Houston (11/10) and at the Giants (11/17) were single-game highs among Cowboys defensive linemen in 1991. He finished tied for second on the team in forced fumbles with two (vs. Phoenix on 11/3 and Atlanta 12/22), and he picked up his lone fumble recovery of the year at Green Bay (10/6). From Weeks Four through Eight, he put together a five game streak where he accounted for four of his team-leading seven sacks.

**1990:** Tolbert played at both end positions and at tackle in nickel pass rushing downs in 1990. He started the last three games of the season at right end, and collected 18 tackles, eight quarterback pressures, one sack and one forced fumble in those final three out-



ings, including a season-best 11 tackle performance at Atlanta (12/30). Tolbert finished the year ranked third in sacks (six) and quarterback pressures (24).

**1989:** He made his NFL starting debut against the defending Super Bowl Champion San Francisco 49ers (10/15), marking the first start by a Cowboy rookie defensive end since Randy White in 1975. The following week in Kansas City (10/22), he had his best rookie outing with 10 tackles, a pass defended and a forced fumble.

**GAMES/STARTS** (regular season, playoffs): 1989 (16/5), 1990 (16/4), 1991 (16/16, 2/2), 1992 (16/16, 3/3), 1993 (16/16, 3/3), 1994 (16/16, 2/2), 1995 (16/16, 3/3), 1996 (16/16, 2/2). Total - 128/105, 15/15.

**COLLEGE:** A team captain his senior year, Tolbert led Texas-El Paso to a 10-2 record, their best since 1931, and their first bowl appearance since 1967. He earned All-Western Athletic Conference and honorable mention All-America honors after leading the Miners in sacks with 11 and tackles for a loss with 15 in 1988.

**PERSONAL:** Tony Lewis Tolbert earned all-conference recognition at Dwight Morrow High School in Englewood, NJ, where he grew up a fan of the N.Y. Giants. Tolbert earned his degree in criminal justice from UTEP following his second season in the NFL. Tony and his wife Tasha live in Coppell, TX with their son Anthony Lewis Tolbert (9/20/95). Tony and Tasha served this year as celebrity escorts for the annual Children's Cancer Fund Fashion Show. The event raised over \$150,000 for pediatric oncology research.

## TOLBERT'S COWBOYS TOTALS

Year	Tackles			Sacks	Tkl/ Loss	QB Pres.	Passes Def.	For. Fum.
	Solo	Ast.	Tot.					
1989	33	19	- 52	2.0	-	18	6	1
1990	30	25	- 55	6.0	-	24	3	1
1991	38	35	- 73	7.0	4 (-20)	25	5	2
1992	46	41	- 87	8.5	3 (-11)	19	1	3
1993	42	42	- 84	7.5	1 (-1)	23	1	0
1994	57	32	- 89	5.0	7 (-15)	23	5	0
1995	50	49	- 99	5.5	1 (-1)	41	1	2
1996	51	34	- 85	12.0	3 (-10)	37	5	3
Totals	347	277	- 624	53.5	19 (-58)	210	27	12
<b>Playoffs</b>								
1991	6	4	- 10	0.5	1 (-1)	2	0	0
1992	3	5	- 8	2.0	0	7	0	0
1993	9	7	- 16	3.0	2 (-10)	3	1	0
1994	7	3	- 10	0.0	0	1	0	0
1995	13	4	- 17	5.0	1 (-6)	10	0	0
1996	5	4	- 9	0.0	0	4	0	0
Totals	43	27	- 70	10.5	4 (-17)	27	1	0

Year	Opponents' Fumbles Recovered				Year	Interceptions					
	No.	Yds.	Avg.	Long		TD	No.	Yds.	Avg.	Long	TD
1991	1	0	0.0	0	0	1994	1	54	54.0	54	1
1994	1	0	0.0	0	0						
1996	2	0	0.0	0	0						
Totals	4	0	0.0	0	0						

## SINGLE-GAME BESTS

Total Tackles - 15 vs. Cleveland, 12/10/94  
 Solo Tackles - 10 twice, @ Philadelphia, 12/4/94; and vs. Cleveland, 12/10/94  
 Assists - 7 vs. Atlanta, 10/20/96  
 Sacks - 3 vs. Indianapolis, 9/15/96  
 playoffs - 2 three times, last vs. Green Bay, 1/14/96  
 Tackles for a loss - 2 three times, last @ New Orleans, 12/19/94  
 QB Pressures - 5 five times, last vs. Philadelphia, 11/3/96  
 playoffs - 5 vs. Green Bay, 1/14/96





## Mark Tuinei

**Tackle**

**6'5" ★ 314 ★ 3/31/60**

**Hawaii**

**FA for '83 ★ 15th Year**



**PRO:** In 1983, defensive lineman Mark Tuinei was one of 85 rookie-free agents that traveled to Thousand Oaks, Calif. hoping to catch the attention of Tom Landry. Tuinei did more than catch someone's eye, and he has come a long way from that 1983 camp, enduring a move from defense to offense, 3-13 and 1-15 seasons and life as an unprotected player during Plan B free agency. In 1997, Tuinei enters his 12th season as the starting left offensive tackle for Dallas – the longest starting tenure at one position among all current Dallas players – and joins Bill Bates in entering his 15th season with the Cowboys, the most of any player. This season, Tuinei and Bates will join former teammate Ed "Too Tall" Jones as the only players to have suited up for Dallas for 15 seasons. Only Jim Marshall and Mick Tingelhoff, who were teammates for 17 seasons in Minnesota, have played together longer than the 15 seasons Tuinei and Bates will have this fall. With back-to-back selections to the NFC Pro Bowl squad in 1994 and 1995, Tuinei has returned to his native Hawaii a hero and three-time Super Bowl champion. He has played in more NFL games as a Cowboy (206) than any other Dallas offensive player, starting 90 of the past 93 games. Over the past seven seasons, Tuinei has been a cornerstone at left tackle while Emmitt Smith has amassed 10,160 yards on the ground and four NFL rushing titles (1991-93 and 1995), and the line has posted the four lowest sacks allowed totals in club history (18 allowed in 1995, 19 in 1996, 20 in 1994 and 23 in 1992). Dallas is the only team in the NFL to have allowed fewer than 30 sacks in each of the last four seasons.

**1996:** Tuinei was one of the leaders of a Dallas offensive line that led the NFL in allowing the fewest number of sacks in 1996 with 19, one shy of the club record set in 1995. Throughout the year, Tuinei fought through the pain of a torn medial collateral ligament in his right knee, suffered against New England (8/12) in the preseason, which would require surgery following the season. Despite the injury, Tuinei and the Dallas offensive line permitted no sacks in four games, while surrendering just one sack in five others. In a win at Miami (10/27), Troy Aikman was sacked just once while completing a season-high 33-of-41 (80.5%) pass attempts for 363 yards and three touchdowns. For the sixth straight year behind Tuinei, Emmitt Smith ran for over 1,200 yards, and four times in 1996, Smith topped the 100-yard rushing barrier in a game, including a season-high 155 yards and three touchdowns on the ground against Washington (11/28). He had one of his best games of the year against Philadelphia (11/3), blocking for Smith's 113 rushing yards and limiting Mike Mamula to two tackles and no sacks. Tuinei missed playing time against Atlanta (10/20) after re-aggravating his right knee in the first quarter, but the season finale at Washington (12/22) was the only game he missed all season. It was the first time he had missed a start since Oct. 9, 1994 (47 games). The next week in the NFC Wild Card Game, Tuinei and the Cowboys offensive line led the way to 255 yards rushing in the win over Minnesota (12/28), marking the second best postseason total in club history.

**1995:** Tuinei was a major contributor to an offensive line that was generally considered the best in the NFL in 1995. The Cowboys finished the season ranked fifth in the league in total offense, and behind this powerful line, Smith gained a club record 1,773 yards rushing, captured his fourth NFL rushing title in five years and scored an NFL record 25 rushing touchdowns. The Dallas offensive line closed the year ranked second in the NFL in fewest sacks allowed with 18, trailing only Chicago (15). The 18 sacks allowed by the Dallas offensive line established a new team record for fewest sacks – breaking the standard set by the 1994 team (20 sacks). It wasn't until the third game of the season that the



Dallas front five allowed a sack, and six times in 1995, Tuinei and the rest of the line held an opponent sackless. Also in 1995, Aikman was sacked a career-low 14 times and was healthy and able to start every game. The line was also instrumental in helping the Cowboys to top NFL rankings in the following categories: first downs (first in the NFL with 22.8-per-game), yards-per-play (second, 5.8) and scoring (third, 27.2 points-per-game). In the Cowboys 23-17 win at Minnesota (9/17), Tuinei had a key block in overtime to help spring Smith on a 31-yard touchdown run that won the game and earned Tuinei a game ball. Tuinei left the San Diego (10/15) game in the fourth quarter with a lower back strain, but did not miss a start during the season. In the regular-season finale at Arizona (12/25), Tuinei's work with the line enabled Dallas to roll-up 474 yards of total offense, the most yardage by a Dallas team since Sept. 15, 1985. Following the season, Tuinei was one of a club-record four Dallas offensive linemen to be selected to the Pro Bowl, joining Larry Allen, Ray Donaldson and Nate Newton, and he was named second-team All-NFC by UPI.

**1994:** Tuinei started 17-of-18 games on the season, including playoffs, and landed his first spot in the Pro Bowl in 1994. After suffering back spasms in the first quarter at Washington (10/2) that required him to spend two nights in the hospital, Tuinei missed the Arizona (10/9) game, his first missed start since Oct. 18, 1992 against Kansas City. He returned to the starting lineup against Philadelphia (10/16) and helped the Dallas offensive line establish a team record by allowing just 20 sacks – for losses totaling only 93 yards. Dallas led the NFL in allowing the fewest yards in quarterback sacks (93) and the Cowboys were fourth in fewest sacks allowed (20). Smith finished the year third in the NFL rushing race with 1,484 yards, and the Cowboys were fifth in the NFL in rushing yards-per-game, averaging 122.1 yards. Tuinei received special recognition in the Cowboys 42-31 win over the Packers (11/24) in which his blocking on Sean Jones helped Dallas amass 436 yards of total offense. He also received game balls in the Cowboys victory over New Orleans (12/19) when he helped hold the Saints without a sack and in the playoff win over Green Bay (1/8/95) when the Dallas offense generated 450 yards of total offense.

**1993:** Included in Tuinei's 19 starts as Dallas marched to the Super Bowl XXVIII title was one particular rainy day at Philadelphia (10/31) when he helped Smith log an NFL season-high and club record 237 yards rushing. Over the last month of the regular season, behind the blocking of Tuinei and the offensive line, Smith picked up 688 yards in five straight Cowboy wins. Despite suffering dehydration at Minnesota (12/12), Tuinei played a majority of the game at left tackle, earning a game ball after helping limit the Vikings' defense – ranked second in the NFL going into the game – to no sacks while racking up 356 yards of offense and 37 points. Tuinei's blocking skills helped the Cowboys rank fourth in the league in total offense in 1993, second in rushing and seventh in passing. He also helped lead Smith to his third consecutive NFL rushing title. Tuinei and the Dallas offensive line helped land five offensive skill players (Aikman, Smith, Michael Irvin, Jay Novacek and Daryl Johnston) in the Pro Bowl following the season.

**1992:** In 1992, Tuinei started 15 of the 16 regular season games, but in the week leading up to the Kansas City game (10/18), Tuinei injured his back lifting weights and was forced to sit out the Chiefs' contest. He returned to the starting lineup the following week at the L.A. Raiders (10/25) and remained there the rest of the season. Facing the tough Philadelphia defense (11/1), which was ranked first in the NFL in fewest yards allowed going into the game, Tuinei earned a game ball from the coaching staff as his blocking helped spring Smith for 163 yards rushing. The first 100-yard rusher against the Eagles in 53 games, a streak that dated back to Sept. 17, 1989.

**1991:** Tuinei first led Smith to the NFL rushing title in 1991, when Smith was the only player to record 100-yard days against Washington (twice) and New Orleans. After starting the first five games of the season, he was sidelined with a groin injury that forced him to miss the next four games. He returned to the lineup at Houston (11/10) and remained there the rest of the season. Tuinei and the Cowboys' line was also the first group to keep the powerful Saints defense (12/8) from recording a sack in 1991. For the season, Tuinei and the offensive line led Smith to eight 100 yard rushing days and helped land four offensive players (Smith, Michael Irvin, Jay Novacek and Troy Aikman) in the Pro Bowl.

**1990:** Tuinei started all 13 games he played in 1990, missing three games with a sprained right knee suffered in the N.Y. Jets game (11/4). He returned to action against the Saints (12/2) and helped hold a tough New Orleans' defense to two sacks.



**1989:** After being slowed with an injured left knee in 1987 and 1988, Tuinei started all 16 games for the first time in his career in 1989 and did not miss a snap in a game or practice. Working mostly against All-Pro Lawrence Taylor, Tuinei earned player of the game honors after Dallas held the Giants (10/1) without a sack.

**1988:** After missing the final month on the 1987 season with a knee injury, Tuinei rebounded in 1988, opening the season as the starting left tackle for the second year in a row. He re-injured the knee early in the season, however, and saw action in only five games before being put on injured reserve for the rest of the season.

**1987:** Tuinei started the first eight non-strike games of the 1987 season at left offensive tackle, his first full season on the offensive side of the ball, before injuring his left knee in the Thanksgiving Day game against Minnesota (11/26). The injury required surgery and sent him to the sidelines for the final month of the season.

**1986:** In 1986, Tuinei worked at all three offensive line positions in training camp until injuries in the defensive line forced him to split practice time between offensive and defensive tackle. Against Denver (10/5), he led the Cowboys defensive linemen with six tackles while playing for an injured Randy White. The next week against Washington (10/12), he started at left offensive tackle and remained there the rest of the season.

**1985:** Responding to a need for offensive line depth, the Cowboys moved Tuinei from defensive lineman to offensive center, where he got playing time late in several games backing up Tom Rafferty. He also worked some at offensive tackle in practice.


**1984:** In his second year on the defensive line, Tuinei was a back-up at both end and tackle while contributing on special teams. He played in all 16 games, seeing time at all four defensive line positions.

**1983:** Tuinei played in 10 games at defensive tackle as a rookie free agent.

**GAMES/STARTS** (regular season, playoffs): 1983 (10/0, 1/0), 1984 (16/0), 1985 (16/0, 1/0), 1986 (16/11), 1987 (8/8), 1988 (5/4), 1989 (16/16), 1990 (13/13), 1991 (12/12, 2/2), 1992 (15/15, 3/3), 1993 (16/16, 3/3), 1994 (15/15, 2/2), 1995 (16/16, 3/3), 1996 (15/15, 2/2). Total - 189/141, 17/15.

**COLLEGE:** Tuinei played his first two collegiate seasons at UCLA, where he started at defensive tackle as a sophomore, finishing fifth on the team in tackles. He transferred to Hawaii but was nagged by injuries his senior year and played in only seven games.

**PERSONAL:** Mark Pulemau Tuinei (TOO-ee-nay), was born in Oceanside, CA, and raised in Honolulu, where he starred at Punahou High School. He was Hawaii Prep Lineman of the Year as a senior, a state shot put champion and an all-star basketball player. His brother Tom was an All-WAC defensive tackle at Hawaii and played for the Detroit Lions and the CFL's Edmonton Eskimos. His cousin, Dan Saleaumua, is a nose tackle for the Kansas City Chiefs. Mark and wife Pono are both active in the community. Mark served as a model escort for the annual Children's Cancer Fund Fashion Show, and Pono was a celebrity waitress for EXCAP - The Exchange Club to Prevent Child Abuse. They also served as honorary Co-Chairs for the Infant Intervention of Irving Halloween Fundraising Bash. They live in Plano, TX with their Rottweiler, Shaku Zulu, and Lhasa Apso, Lil' Mama.



## Mike Ulufale

**Defensive Tackle**

**6'4" ★ 284 ★ 2/1/72**

**Brigham Young**

**D3c for '96 ★ 2nd Year**



**PRO:** One of the keys to the success of the Dallas defense in the past has been the quality of depth on the defensive line. In 1997, the Cowboys will be counting on Mike Ulufale to strengthen the defensive tackle rotation. During his time at Brigham Young,



Ulufale developed a reputation as a relentless pass rusher who constantly put pressure on the quarterback and had a knack for breaking free from blockers. With fine speed (4.9, 40-yard dash) and quickness off the ball, Ulufale's importance to the defensive depth chart takes on greater meaning now that he has a season under his belt.

**1996:** After missing most of training camp with a sprained neck, Ulufale saw his first NFL action in the season opener at Chicago (9/2), recording two tackles in fourth quarter action. He was deactivated against Indianapolis (9/15) and had one tackle in limited playing time at Buffalo (9/22). His rookie season was cut short on Oct. 3 when he suffered a torn anterior cruciate ligament in his right knee during practice. He underwent successful surgery on Nov. 1 and missed the remainder of the season. The team placed him on the reserve/injured list on Nov. 21. The third selection Dallas had in the third round (95th overall), Ulufale was the seventh defensive tackle selected and the only BYU player drafted in 1996.


**GAMES/STARTS** (regular season, playoffs): 1996 (3/0).

**COLLEGE:** As a senior, Ulufale saw action in six games, starting three at left defensive end. He was named the Player of the Game against UCLA when he had six tackles, 1.5 tackles for a loss and a forced fumble. He recorded six tackles and his first career interception in a 45-35 win over Tulsa. Following the season, Ulufale was selected to participate in the Hula Bowl All-Star game. After a medical redshirt season in 1993 when he underwent surgery for a subluxation of his left shoulder, Ulufale came back and started all year at right defensive tackle in 1994. He finished third on the team in sacks (six) and tackles for a loss (11). Before transferring to Brigham Young, Ulufale was a two-way star as a defensive end and tight end at San Bernardino Valley Junior College, earning first-team All-America honors on defense and second-team accolades on offense. He was selected Foothill Conference Defensive Most Valuable Player as a sophomore.

**PERSONAL:** Ulufale was a four-year letterman in football, three-year in basketball and two-year in baseball at James Campbell High School in Honokai Hale, Hawaii. Named Most Valuable Player of his high school team, he also earned first-team West All-Star honors as a quarterback and linebacker. He was a second-team West All-Star in basketball as a senior. A recreation management major at Brigham Young, Mike and wife Carrie have two children, Micah and Jasmine.

#### ULUFALE'S COWBOYS TOTALS

Year	Tackles			Sacks	Tkl/ Loss	QB Pres.	Passes Def.	For. Fum.
	Solo	Ast.	Tot.					
1996	1	2	3	0.0	0	0	0	0



## Herschel Walker

**Running Back**

**6'1" ★ 225 ★ 3/3/62**

**Georgia**

**FA for '96 ★ 12th Year**



**PRO:** Dallas signed Herschel Walker as a free agent on July 11, 1996 to provide the Cowboys with experienced depth in the backfield. In 1997, Dallas will be looking to Walker to provide veteran leadership to the club's young running backs and fullbacks, while also providing the team a dependable back-up at both positions. Walker is in his second stint with the Cowboys after spending three and a half years in Dallas from 1986-89. He was traded to the Minnesota Vikings from Dallas for five players and eight draft choices on Oct. 13, 1989 in one of the biggest trades in Cowboys' history. Walker has gone from Heisman trophy winning, All-America acclaim as a collegian to being the





biggest gate attraction and most dominant player in the USFL with the New Jersey Generals to a highly successful NFL career as an extremely versatile back. After establishing numerous USFL rushing marks in three seasons with the Generals, Walker has spent the last 11 NFL seasons rushing for 8,205 yards. Just the 19th player in NFL history to rush for more than 8,000 yards, Walker now stands 16th on the NFL's all-time rushing list. He was just the fifth player in league history to reach 16,000 all-purpose yards (16,832), and he currently stands fourth on the all-time career combined net yards list. The only player in NFL history to have a run from scrimmage, pass reception and kickoff return of 90 yards or more in one season (1994), Walker currently stands sixth on the NFL's all-time receiving list among running backs with 498 career catches.

**1996:** Walker's versatility and natural athletic ability allowed him to see action at fullback, running back, tight end, wide receiver, special teams cover man and kick returner in 1996. In his triumphant return to Dallas, Walker finished second in the NFL with a career-high 28.9-yard average on 27 kickoff returns – the second highest average in club history – and had six kickoff returns of over 43 yards during the season. On the other side of the kicks, he finished the season second among offensive players with 10 special teams tackles. In his first game since returning to the Cowboys, Walker had two receptions for 24 yards at Chicago (9/2) while starting the game at fullback. At Buffalo (9/22), he hauled in a season-long 24-yard reception in the fourth quarter to set up a Dallas touchdown despite suffering a bruised chest on the play. With Kevin Williams out of the line-up with a broken foot, Walker took over the kickoff return duties at Philadelphia (9/30). He turned the game's momentum and set up Dallas' first touchdown with a 49-yard kickoff return after Dallas had fallen behind 10-0 in the first quarter. It was the longest kickoff return by a Cowboy since Williams posted an 87-yard return against Green Bay on Nov. 24, 1994. A second quarter 13-yard reception on Dallas' 96-yard touchdown drive in that Eagles' game put Walker over the 16,000 combined yard mark for his career, only the fifth player in NFL history to top that mark. With six kickoff returns for 198 yards against Atlanta (10/20), Walker set a new Dallas single-game record for kickoff return yards, breaking the mark of 193 yards set by Alexander Wright on Dec. 2, 1991. His six returns left him with a 33.0 yard average for the day, and his first return went for a season-long 89 yards to set up a Dallas touchdown. Walker also added a 43-yard return in the third quarter that started another Dallas touchdown drive. Again burning his former Eagles teammates, Walker set up the Cowboys first touchdown against Philadelphia (11/3) by returning the opening kickoff 86 yards to the Eagles six-yard line. That return moved him past Tony Dorsett (16,326) into fourth place on the NFL's all-time combined net yardage list. Walker's explosive impact on kickoff returns was again felt against New England (12/15) when he ignited the Dallas offense with a 70-yard kickoff return in the first quarter after the Cowboys had fallen behind 6-0. He set up Dallas' first field goal by returning the kickoff to the Patriots 19-yard line. In the regular-season finale at Washington (12/22), Walker had his best day of the season on offense when he was directly responsible for scoring or setting up all 10 of Dallas' points. He led the team in rushing with 71 yards on six carries, including a season-long 39-yard touchdown run, his first rushing touchdown since Nov. 27, 1994 at Atlanta as a member of the Eagles and his first touchdown as a Cowboy since Oct. 1, 1989 against the N.Y. Giants. He also returned a second quarter kickoff 63 yards to set up Dallas' only field goal, and he added one reception for 20 yards to wrap up his day with 154 combined net yards. In his first-ever postseason action as a Cowboy, Walker rushed eight times for 62 yards (7.8 avg.) against Minnesota (12/28).

**1995:** Walker played in all 16 games (three starts) at fullback for the Giants. He finished with 126 yards rushing, 234 yards receiving and 881 kickoff return yards, the third-best single-season total in Giants history. His six yards rushing at Kansas City (9/10) pushed his career total to 8,004 as he became the 19th back in NFL history to rush for more than 8,000 yards in a career. He received his first career start as a Giant at Green Bay (9/17) when he replaced rookie Charles Way in the lineup as the starting fullback. Walker's blocking helped Rodney Hampton rush for 149 yards against New Orleans (9/24). Walker's 76 combined yards at San Francisco (10/1) gave him 15,046 for his career as he became just the sixth player in NFL history to reach 15,000 combined yards. At Seattle (11/5), Herschel scored his first touchdown as a Giant when he caught an eight-yard pass from Dave Brown. He has now scored a touchdown in all four games



that he has played against the Seahawks, and he has done so wearing a different uniform in each game (Dallas, Minnesota, Philadelphia, Giants). Against Washington (12/10), he threw two key blocks on Thomas Lewis' 91 yard kickoff return for a touchdown as he shielded a Redskins player when Lewis caught the ball, and then outran Lewis down the sideline to block the last Redskins player with a chance to stop Lewis.

**1994:** For the second consecutive year, Walker was voted the team's Offensive MVP after leading the Eagles in rushing with 528 yards and five touchdowns on 113 carries (4.7 avg.). He was third on the team in receptions with 50 for 500 yards and scored two touchdowns. Walker also returned 21 kickoffs for 581 yards (27.7 avg.), including a 94-yard touchdown return at Cincinnati (12/24). He became the first player in NFL history to record 90-yard plays by rushing, receiving, and kickoff return in the same season. Against the Giants (9/4), he had a 93-yard reception. He set an Eagles team record with a 91-yard scoring run at Atlanta (11/27) and a 94-yard kickoff return for a touchdown at Cincinnati.

**1993:** After leading the Eagles in rushing attempts (174), rushing yards (746), receptions (75), and total yards from scrimmage (1,356), Walker was voted by his teammates as the Eagles Offensive MVP. His 75 catches led all NFC backs, tied for the lead among NFL running backs, ranked sixth in the conference, and tied for 12th overall in the league. His 1,356 total yards from scrimmage marked the eighth straight year that Walker topped 1,000 yards of offense.

**1992:** After joining the Eagles as an unrestricted free agent on June 22 following his May 29 release by Minnesota, Walker helped the Eagles lead the NFC in rushing. For the second time in his NFL career, he topped the 1,000-yard rushing mark with 1,070 yards. He rushed for at least 100 yards in five games. Walker's 1,348 combined yards from scrimmage ranked ninth in the NFC and 13th in the NFL.

**1991:** As a member of the Vikings, Walker finished as the NFC's 5th leading rusher (198 carries for 825 yards and 10 touchdowns). His best performance of the year was against Tampa Bay when he carried the ball 16 times for 126 yards (7.9 avg.) and had a 71-yard touchdown run. Against Phoenix (10/27), he scored three touchdowns, and against Atlanta (9/8), he carried the ball 25 times for 125 yards. For the year, he finished 4th on the team with 33 catches.

**1990:** While leading the Vikings in rushing attempts (184), yards (770), and touchdowns (nine), Walker ranked fifth in the NFC in kick returns (22.5) and 14th in total yards from scrimmage (1,085). Against Seattle (11/18), he had a season-high 99 yards on 16 carries, including a 58-yard touchdown. With seven kickoff returns against Philadelphia (10/15), he tied a Viking record.

**1989:** Despite playing in only 11 games, Walker led Minnesota in rushing attempts, yards and touchdowns. He spent the first five weeks of the season with Dallas before he was traded. In his Viking debut, he rushed for a season-high 148 yards against Green Bay (10/15). He opened the Vikings game at Philadelphia (11/19) with a 93-yard kickoff return for a touchdown. Walker was acquired by the Vikings from Dallas on October 12, along with four draft choices (a 3rd, 5th, and 10th in 1990, and a 3rd in 1991) in exchange for five Vikings (RB Darrin Nelson, CB Issiac Holt, LB's David Howard and Jesse Solomon, and DE Alex Stewart), and eight draft choices (a 1st, 2nd, and 6th in 1990, a 1st and 2nd in 1991, and a 1st, 2nd, and 3rd in 1992).

**1988:** In his final full season with Dallas, Walker earned All-Pro honors and a trip to his second straight Pro Bowl by becoming only the 10th player in NFL history to gain more than 2,000 yards from scrimmage. He led the NFC in rushing (1,514) and, for the third straight year, he led the Cowboys in touchdowns with seven. Walker also contributed 505 yards receiving.

**1987:** With 1,606 total yards from scrimmage, Walker led the NFL and became the first player in NFL history to gain more than 700 yards rushing and receiving in a season twice. At New England (11/15), he had a career high 173 yards rushing, including the longest overtime touchdown run (60 yards) in NFL history.

**1986:** In Walker's first year in the NFL, he led all NFC backs in receptions and yards-per-carry. In a very productive year, he tied a Cowboys record with 12 touchdowns and set club records for receptions in a season (76) and total yardage in a game (292) against Philadelphia (12/14). Included in those 292 yards were an 84-yard touchdown



run (the NFL's longest of the year) and an 84-yard touchdown reception (the second longest of the season).

**USFL:** In his three seasons in the USFL, Walker dominated by gaining more than 7,000 total yards and scoring 61 touchdowns. In 1983 and 1985, Walker led the league in rushing and rushed for more than 100 yards in 26-of-53 games. His 2,411 yards in 1985 is still a professional football single-season rushing record. Walker was named the league's MVP after the 1985 season, the same year that he had 14 100-yard games (including 11 in a row and three of more than 200 yards), and a league record 233 yards rushing against the Houston Gamblers.

**GAMES/STARTS** (regular season, playoffs): 1986 (16/9), 1987 (12/11), 1988 (16/16), 1989 (5/5-Dal.; 11/10, 1/1-Min.), 1990 (16/16-Min.), 1991 (15/15-Min.), 1992 (16/16, 2/2-Phi.), 1993 (16/16-Phi.), 1994 (16/15-Phi.), 1995 (16/3-N.Y.G.), 1996 (16/1, 2/0). Total - 171/133, 5/3 (Dallas 65/42, 2/0).

**COLLEGE:** Walker capped of a stellar career by winning the 1982 Heisman Trophy. He became only the seventh junior in NCAA history to win the award after finishing third in the balloting as a freshman and second as a sophomore. In three seasons at Georgia, he was a three-time consensus All-America pick after rushing for 5,259 yards (third in NCAA history). In 33 games, he rushed for an average of 159 yards-per-game and had 52 touchdowns. As a freshman, Walker set a NCAA freshman record with 1,616 yards rushing (including 283 yards in his sixth game) in leading the Bulldogs to the 1980 national championship. He set an NCAA sophomore rushing record with 1,891 yards in 1981 and the NCAA three-year record of 5,259 total yards. Walker majored in Criminal Justice.

**PERSONAL:** Herschel Walker attended Johnson County High in Wrightsville, GA, where he rushed for 6,317 yards and 86 touchdowns. He was named the *Parade Magazine* National High School Back-Of-The-Year in 1979 when he ran for 3,167 yards and 45 touchdowns. Walker also was a sprinter on the track team. Walker was a member of the U.S. Olympic two-man bobsled team that finished seventh in the Albertville Winter Olympics in 1992. Walker studies martial arts (he has a 6th degree black belt in Tae Kwan Do), and has danced with the Fort Worth Ballet. He has made his own fitness video for children. Walker was born on March 3, 1962 in Wrightsville, GA, and has a wife named Cindy.

## WALKER'S NFL TOTALS

Rushing						Receiving					
Year	No.	Yds.	Avg.	Long	TD	Year	No.	Yds.	Avg.	Long	TD
1986 (Dal.)	151	737	4.6	84t	12	1986 (Dal.)	76	837	11.0	84t	2
1987 (Dal.)	209	891	4.3	60t	7	1987 (Dal.)	60	715	11.9	44	1
1988 (Dal.)	361	1,514	4.2	38	5	1988 (Dal.)	53	505	9.5	50	2
1989 (Dal/Min.)	250	915	3.6	47	7	1989 (Dal/Min.)	40	423	10.5	52	2
1990 (Min.)	184	770	4.2	58t	5	1990 (Min.)	35	315	9.0	32	4
1991 (Min.)	198	825	4.2	71t	10	1991 (Min.)	33	204	6.2	19	0
1992 (Phi.)	267	1,070	4.0	38	8	1992 (Phi.)	38	278	7.3	41	2
1993 (Phi.)	174	746	4.3	35	1	1993 (Phi.)	75	610	8.1	55	3
1994 (Phi.)	113	528	4.7	91t	5	1994 (Phi.)	50	500	10.0	93	2
1995 (NYG.)	31	126	4.1	36	0	1995 (NYG.)	31	234	7.5	34	1
1996 (Dal.)	10	83	8.3	39t	1	1996 (Dal.)	7	89	12.7	24	0
<b>Totals</b>	<b>1,948</b>	<b>8,205</b>	<b>4.2</b>	<b>91t</b>	<b>61</b>	<b>Totals</b>	<b>498</b>	<b>4,710</b>	<b>9.5</b>	<b>93</b>	<b>19</b>
<b>Playoffs</b>											
1989 (Min.)	9	29	3.2	11	0	1989 (Min.)	2	14	7.0	8	0
1992 (Phi.)	11	41	3.7	13	0	1992 (Phi.)	7	38	5.4	17	0
1996 (Dal.)	8	62	7.8	23	0	1996 (Dal.)	1	8	8.0	8	0
<b>Totals</b>	<b>28</b>	<b>132</b>	<b>4.7</b>	<b>23</b>	<b>0</b>	<b>Totals</b>	<b>10</b>	<b>60</b>	<b>6.0</b>	<b>17</b>	<b>0</b>

## NFL CAREER COMBINED NET YARDS LEADERS (Through 1996)

No.	Name	Yrs.	Rush.	Rec.	Int.	PR	KOR	FR	Total
1.	Walter Payton	13	6,726	4,538	0	0	539	0	21,803
2.	MARCUS ALLEN	15	11,738	5,325	0	0	0	-6	17,057
3.	JERRY RICE	12	6,24	16,377	0	0	6	0	17,007
4.	HERSCHEL WALKER	11	8,205	4,710	0	0	3,917	0	16,832
5.	Tony Dorsett	12	12,739	3,554	0	0	0	33	16,326

CAPS - Still Active



## Walker's NFL Totals (cont.)

Year	Kickoff Return			Long	TD
	No.	Yds.	Avg.		
1989 (Min.)	13	374	28.8	93t	1
1990 (Min.)	44	966	22.0	64	0
1991 (Min.)	5	83	16.6	21	0
1992 (Phi.)	3	69	23.0	34	0
1993 (Phi.)	11	184	16.7	30	0
1994 (Phi.)	21	581	27.7	94t	1
1995 (NYG)	41	881	21.5	67	0
1996 (Dal.)	27	779	28.9	89	0
Totals	165	3,917	23.7	94t	2
<b>Playoffs</b>					
1989 (Min.)	5	97	19.4	24	0
1996 (Dal.)	3	50	16.7	21	0
Totals	8	147	18.4	24	0

## SINGLE-GAME BESTS

Rush Yards - 173 @ New England, 11/15/87  
 Rush Attempts - 29 @ Phoenix, 9/12/88  
 Long Rush - 91t @ Atlanta, 11/27/94  
 Rush Touchdowns - 3 @ Phoenix, 10/27/91  
 Receptions - 11 vs. Buffalo, 12/12/93  
 Rec. Yards - 170 vs. Philadelphia, 12/14/86  
 Long Reception - 93 @ N.Y. Giants, 9/4/94  
 Receiving Touchdowns - 2 @ Kansas City, 9/9/90  
 Long Kickoff Return - 94t @ Cincinnati, 12/24/94



## Kendall Watkins

**Tight End**

**6'1" ★ 282 ★ 3/8/73**

**Mississippi State**

**D-2b for '95 ★ 3rd Year**

**82**

**PRO:** One of the biggest things missing from the Cowboys line-up in 1996 was 282-pound blocking tight end Kendall Watkins. A season ending knee injury during preseason kept Watkins off the field for all of 1996, but after dedicating himself to a strenuous rehabilitation program, the 1997 season should once again see the Cowboys utilize Watkins' expertise to open holes for Emmitt Smith and the Dallas running game. When the Cowboys drafted Watkins in the 1995 NFL Draft, they netted one of the best blocking tight ends to enter the NFL in years. As a devastating blocker and one of the largest tight ends in the league, when Watkins is compared to a Dallas Pro Bowler, it is generally Nate Newton or Larry Allen and not Jay Novacek who's name comes up. With lineman size, Watkins is the perfect fit for Dallas' power running game.

**1996:** Watkins was lost for the entire 1996 season when he tore the anterior cruciate ligament in his right knee against Kansas City (8/5) in the preseason. He underwent surgery and was placed on injured reserve on Aug. 22.

**1995:** Watkins worked behind Novacek all season at tight end, but still managed to see considerable playing time in all 19 games, including playoffs, as the Cowboys "blocking" tight end. Watkins had a successful NFL debut in the season opener at the N.Y. Giants (9/4) when he helped lead the way as the Dallas offense rolled to 459 yards, including 230 rushing yards - the most by the Cowboys since Oct. 31, 1993. It wasn't until the third game of the season that Dallas allowed a sack, and six times in 1995, Watkins and the offensive line held an opponent sackless. For the season, Dallas finished second in the NFL in fewest sacks allowed with 18, breaking the club record of 20 set in 1994. Watkins' first NFL reception came against Arizona (9/24) when he hauled in an eight-yard pass from Aikman. Watkins was also a key part of the run blocking against the Cardinals as Smith and Sherman Williams combined for 195 yards on the ground. Usually a powerful blocker on special teams as well, Watkins found the ball in his hands at Washington (10/1) when a squib kick at the end of the first half came his way. The Cowboys finished the season ranked fifth in the NFL in total offense, and behind Watkins' powerful blocking, Smith gained a club record 1,773 yards rushing, captured his fourth NFL rushing title in five years and scored an NFL record 25 rushing touchdowns. The



second of three Cowboys drafted in the second round of the 1995 NFL Draft, Watkins was the 59th player taken overall and the fifth tight end chosen.


**GAMES/STARTS** (regular season, playoffs): 1995 (16/0, 3/0), 1996 (1R). Total - 16/0, 3/0.

**COLLEGE:** Watkins started 22 of his final 23 games in Starkville, missing one start as a junior when the Bulldogs lined up with three wide receivers. As a senior, Watkins accounted for five receptions for 66 yards and 44 knockdown blocks. In the season opening win over Memphis he hauled in a career-high three receptions for 43 yards. The biggest catch of his career came against Tennessee when he grabbed a two-yard touchdown toss with 0:36 remaining to give the Bulldogs a 24-21 victory. Following the season, he was selected to participate in the Senior Bowl. As a junior, Watkins recorded six catches for 68 yards. His first career catch resulted in a 15 yard touchdown against Louisiana State. After seeing most of his action on special teams as a freshman, Watkins was slated for considerable playing time at tight end as a sophomore until arthroscopic knee surgery near mid-season limited his playing time, but he still saw action in every game.

**PERSONAL:** Kendell Mairo Watkins was born and raised in Jackson, MS, where he earned all-metro, all-district and second-team all-state honors as a tight end at Provine High School. As the team captain his senior year, Watkins caught 14 passes for 246 yards and two touchdowns while also lining up at defensive end and linebacker.

#### WATKINS' COWBOYS TOTALS

Year	No.	Receiving Yds.	Avg.	Long	TD
1995	1	8	8.0	8	0



## Charlie Williams

**Safety**

**6'0" ★ 189 ★ 2/2/72**

**Bowling Green**

**D-3 for '95 ★ 3rd Year**



**PRO:** Having been a "jack-of-all-trades" player in college, Charlie Williams came to the Cowboys having never settled in at one particular position. Because of his athleticism and quickness, Dallas coaches believed his "one position" would be as a defensive back. Hampered by injuries and being a part-time defensive player in college, Williams has begun to grasp the intricacies of being a defensive back in the NFL. After returning from a knee injury suffered during the 1996 offseason, he contributed in the Cowboys nickel packages late last season. While Williams has proven to be a significant contributor on Dallas' special teams units, the Cowboys coaches expect him to compete for and see significant playing time in nickel packages in 1997.

**1996:** Williams spent the first 10 weeks of the season on the Physically Unable to Perform list after undergoing surgery on May 31 to repair the anterior cruciate ligament and lateral collateral ligament in his left knee torn during an off-season workout. Williams was activated Nov. 8 and saw his first action on special teams at San Francisco (11/10). He registered a special teams tackle against Green Bay (11/18) and moved into the outside linebacker spot in Dallas' nickel package. He registered his first career kickoff return at the N.Y. Giants (11/24), picking up 21 yards. Against Washington (11/28), he tallied two special teams stops and two defensive tackles. He recorded a special teams tackle at Arizona (12/8) and forced a fumble on the opening kickoff, which the Cardinals recovered. In extensive playing time at Washington (12/22), Williams recorded a career-high five tackles, a pass defended and a special teams tackle. Williams led the team with three



special teams stops in Dallas' wild card playoff game against Minnesota (12/28) while recording his first career postseason tackle on defense. He tallied two tackles at Carolina (1/5/97) in a NFC Divisional Playoff Game.

**1995:** Williams finished fourth on the team with 18 special teams tackles. His special teams play helped the Cowboys kickoff coverage unit hold opponents to only 19.5 yards-per-return, the seventh lowest average in the NFL. Williams recorded his first two special teams tackles in his first professional game at the N.Y. Giants (9/4). He tied for the team lead with two special teams stops at Washington (10/1). Williams recorded his first career defensive tackle in fourth quarter action at safety in the regular season finale at Arizona (12/25). He finished second on the team with three special teams tackles against Green Bay in the NFC Championship Game (1/14/96), and he tied for fourth on the team with four postseason special teams tackles. The 92nd player taken overall, Williams is the first player ever drafted by Dallas from Bowling Green.

**GAMES/STARTS** (regular season, playoffs): 1995 (16/0, 3/0), 1996 (7/0, 2/0), Total - 23/0, 5/0.

**COLLEGE:** Williams was a special teams standout at Bowling Green, blocking eight kicks during his collegiate career. While lining up at split end, nickel back and as the top coverage defender on special teams as a senior, Williams contributed five catches for 62 yards on offense, 31 tackles, two defended passes and an interception on defense and blocked a kick on special teams. As a junior, Williams was a reserve split end and played as a nickel defensive back the last two games of the season, making 12 stops. He also contributed four blocked kicks on special teams. As a sophomore, Williams performed mostly on special teams, recording one solo tackle and three blocked kicks.

**PERSONAL:** A sociology major, Williams was an all-city and all-public school league selection as a junior and senior at Henry Ford High School in Detroit, MI. He made 25 career touchdown catches and 12 career interceptions for Henry Ford. In one game as a junior, he caught eight passes, scored three touchdowns and intercepted two passes.

C. WILLIAMS' COWBOYS TOTALS												
Year	Tackles			Sacks	Tk/ Loss	QB Press.	Passes Def.	For. Fum.	Special Teams			
	Solo	Ast	Tot.						Solo	Ast.	Tot.	
1995	0	1	- 1	0	0	0	0	0	9	9	- 18	
1996	3	5	- 8	0	0	0	1	1	5	0	- 5	
Totals	3	6	- 9	0	0	0	1	1	14	9	- 23	
<b>Playoffs</b>												
1995	0	0	- 0	0	0	0	0	0	2	2	- 4	
1996	2	1	- 3	0	0	0	0	0	2	1	- 3	
Totals	2	1	- 3	0	0	0	0	0	4	3	- 7	
<b>Kickoff Return</b>												
Year	No.	Yds.	Avg.	Long	TD	<b>SINGLE-GAME BESTS</b>						
1996	2	21	10.5	21	0	Tackles - 5 @ Washington, 12/22/96						



## Erik Williams

**Tackle**

**6'6" ★ 328 ★ 9/7/68**

**Central State, Ohio**

**D-3C for '91 ★ 7th Year**



**PRO:** In 1996, Erik Williams completed his return to the top as one of the National Football League's premiere right tackles. In 1995, Williams had battled the odds just to return to the playing field following a trying 10 month rehabilitation of a season-ending



knee injury suffered in 1994. In 1996, that battle was won as Williams earned All-Pro honors from Associated Press and was a starting tackle for the NFC in the Pro Bowl. In six seasons, Williams has evolved into one of the top young offensive linemen in the NFL. His trademark combination of size, strength and speed enable him to display an aggressive dominance in his style of play. One of the biggest of Dallas' big men in the offensive front at 6-6, 328 pounds, he is a cornerstone on an offensive line that is one of the largest in the history of the NFL. It is hard to believe five offensive tackles were off the board before Williams was selected in the third round of the 1991 NFL Draft, including three in the first 12 overall picks. In each of the last four seasons, Williams has been part of a line that has posted the four lowest sacks allowed totals in club history (18 allowed in 1995, 19 in 1996, 20 in 1994 and 23 in 1992).

**1996:** Williams was again a cornerstone of a Dallas offensive line that led the NFL in allowing the fewest number of sacks in 1996 with 19, one shy of the club record set in 1995. Williams and the Dallas offensive line permitted no sacks in four games, while surrendering just one sack in five others. In a win at Miami (10/27), Troy Aikman was sacked just once while completing a season-high 33-of-41 (80.5%) pass attempts for 363 yards and three touchdowns. For the second time in his career, Williams earned the starting nod for the NFC in the Pro Bowl, and he was an All-Pro selection by the Associated Press. In 1996, as in each of Williams' five seasons as the starting right tackle, Emmitt Smith ran for over 1,200 yards, and four times, Smith topped the 100-yard rushing barrier in a game. That included a season-high 155 yards and three touchdowns on the ground against Washington (11/28). In the NFC Wild Card Game, Williams and the Cowboys offensive line led the way to 255 yards rushing in the win over Minnesota (12/28), marking the second best postseason total in club history. A workhorse on the Dallas line, Williams has started 75-of-83 games in his six-year career, including the last 33 straight.

**1995:** The 1995 season was a personal triumph for Williams as he rebounded from a season ending knee injury suffered in mid-1994 to start 18-of-19 games in Dallas' drive to the Super Bowl XXX title. After missing most of training camp and the preseason - Williams began practices with the team on Aug. 14 - his offseason rehabilitation paid off in the 1995 season opener at the N.Y. Giants (9/4) when he returned to the starting lineup at right tackle. In that game, Williams helped lead the way as the Dallas offense rolled to 459 yards, including 230 rushing yards. It wasn't until the third game of the season that the Dallas front five allowed a sack, and six times in 1995, Williams and the rest of the line held an opponent sackless. For the season, Dallas finished second in the NFL in fewest sacks allowed with 18, breaking the club record of 20 set by the 1994 group. In addition, quarterback Troy Aikman was healthy and able to start every game for just the second time in his career behind this protection, helping Williams earn All-Pro honors from *The Sporting News* and *USA Today*. Williams suffered a strained left calf late in the overtime win at Minnesota (9/17), an injury that kept him out of the lineup against Arizona (9/24). He returned to the field at Washington (10/1) and the following week against Green Bay (10/8) faced Reggie White on every offensive play, limiting him to five tackles and one sack as the Cowboys rolled up 448 total yards. In the regular-season finale at Arizona (12/25), Williams' work with the line enabled Dallas to roll up 474 yards of total offense, the most yardage by a Dallas team since Sept. 15, 1985. Williams was a major contributor to an offensive line that was generally considered the best in the NFL. That unit paved the way for Smith to earn his fourth NFL rushing title in five years with a club record 1,773 yards, collect a club record 11 100-yard rushing games and set a NFL record for rushing touchdowns in a season with 25. The Dallas offensive line was also instrumental in helping the Cowboys to top NFL rankings in the following categories: first downs (first in the NFL with 22.8-per-game), yards-per-play (second, 5.8) and scoring (third, 27.2 points-per-game). With the Cowboys' 27-17 win over Pittsburgh in Super Bowl XXX (1/28/96), Williams distinguished himself as one of 21 Dallas players who have served on the active roster of all three of the team's Super Bowl Champions in the 1990's. For all Williams' hard work in returning to the playing field, his teammates selected him as the team's recipient of the Ed Block Courage Award for 1995.

**1994:** An automobile accident in the early morning of Oct. 24, cut Williams season short when he suffered a torn medial collateral ligament, posterior cruciate ligament and popliteal muscle in his right knee. On Oct. 31, he underwent surgery to repair his knee



and missed the final half of the season. Before the injury, Williams received a game ball for his blocking in Dallas' season opening win at Pittsburgh (9/4). Against the Steelers, Dallas amassed 442 yards of total offense, the most by Dallas since Nov. 12, 1989 at Phoenix. In the Cowboys 24-13 win over Philadelphia (10/16), Williams received a game ball after dominating William Fuller, allowing Smith to rush for 106 yards and Aikman to throw two touchdown passes. When the accident forced him out of the lineup for the Cowboys visit to Cincinnati (10/30) and the remainder of the season, it marked Williams' first missed start in 44 straight games, including playoffs. During the first half of the season, Williams helped set the tone for a Dallas offensive line that would go on to establish a team record by allowing just 20 sacks – for losses totaling just 93 yards. Dallas led the NFL in allowing the fewest yards in quarterback sacks (93) and was fourth in fewest sacks allowed (20). Smith finished the year third in the NFL rushing race with 1,484 yards, and the Cowboys were fifth in the NFL in rushing yards-per-game, averaging 122.1 yards.

**1993:** One of three Pro Bowlers produced by the Dallas offensive line in 1993 and a consensus All-Pro, Williams was a key figure in clearing the way for Smith's third straight rushing title. Williams earned a game ball for his blocking at Philadelphia (10/31) when Smith rushed for an NFL season-high and club-record 237 yards. Over the last month of the regular season, behind the blocking of Williams and the offensive line, Smith picked up 688 yards in five straight Cowboy wins. Despite suffering a dislocated finger at Minnesota (12/12), Williams played a majority of the game at right tackle, earning a game ball after helping limit the Vikings' defense – ranked second in the NFL going into the game – to no sacks while racking up 356 yards and 37 points. The Cowboys had the NFL's second ranked rushing offense, averaging 135.1 yards-per-game in 1993. In addition to dominant run blocking, the offensive line gave up the lowest number of sacks in the NFC (29). In the postseason, Williams and Co. helped roll up 366 yards of offense-per-game, including 119 yards rushing.

**1992:** Williams moved into the starting lineup at right tackle during the 1992 training camp, when the Cowboys moved Nate Newton to left guard. Although only one year removed from tiny Central State University in Wilberforce, OH, Williams started every game, including the playoffs. He opened the season by limiting Washington All-Pro defensive end Charles Mann to three tackles and no sacks in a 23-10 victory over the Redskins (9/7), and the next week, he earned a game ball for his performance in the Cowboys 34-28 victory over the Giants (9/13). Williams earned NFC Offensive Player of the Week honors when he held Reggie White to three tackles and no sacks in the Cowboys' 20-10 win over Philadelphia (11/1). Since the NFL began the awards in 1985, only two other offensive linemen had been honored: Brad Benson, N.Y. Giants, 1986 and Jim Lachey, Washington Redskins, 1991. Williams also helped spring Smith for 163 yards rushing in the game, the first 100-yard rusher against the Eagles in 53 games, a streak that dated back to Sept. 17, 1989. His blocking skills helped the Cowboys rank fourth in the league in total offense, fifth in rushing and fifth in passing. He also helped lead Smith to his second consecutive NFL rushing title and ten 100 yard rushing days, earning himself and Smith All-Pro honors from *Sports Illustrated*.

**1991:** As a rookie, Williams earned his first significant playing time against Green Bay (10/6), replacing the injured Newton for most of the fourth quarter at right tackle. Smith's game-long 26-yard scamper to set up the winning field goal in the fourth quarter came over Williams on the right side. Williams earned his first NFL start against Phoenix (11/3) in place of an injured Tuinei at left tackle, and then two weeks later against the Giants (11/17), he started at right tackle in place of the injured Newton and was a big part of the effort that held New York to a lone fourth quarter sack. Williams also started at right tackle the next game at RFK Stadium (11/24) when Dallas handed the Redskins their only home defeat of the season. For most of the afternoon he worked against Charles Mann, who finished the game with two tackles and no sacks. The first Central State offensive lineman ever drafted by the NFL, Williams was only the third player selected by the league in the history of the school.

**GAMES/STARTS** (regular season, playoffs): 1991 (11/3, 2/0), 1992 (16/16, 3/3), 1993 (16/16, 3/3), 1994 (7/7), 1995: (15/15, 3/3), 1996 (16/16, 2/2). Total - 81/73, 13/11.

**COLLEGE:** A small college All-America as a senior, Williams paved the way for a Central State offense that led the NAIA in total offense with 492 yards-per-game and in





scoring with 54.8 points-per-game in 1990, when the Marauders captured the NAIA national title and had an average winning margin of 33.5 points. Central State made the playoffs each of Williams' four seasons there. Recruited as a defensive tackle, Williams was moved to the offensive line prior to his freshman year and became the starting left tackle as a sophomore.

**PERSONAL:** Erik George Williams grew up an Eagles fan in Philadelphia. Prior to joining the Cowboys, he last witnessed a game at Veterans Stadium in 1984 when Dallas played the Eagles and came away with a 24-10 victory. After starring at John Bartram High School in Philadelphia, Williams was recruited by several major colleges but barely missed the academic requirements to play at those schools. He also competed in the shotput and discus in high school. Williams majored in physical education at Central State. He has a daughter, Shay (6/9/91).



## Sherman Williams

**Running Back**

**5'8" ★ 202 ★ 8/13/73**

**Alabama**

**D-2a for '95 ★ 3rd Year**

**20**

**PRO:** The Cowboys search for a reliable back up for Emmitt Smith ended when they drafted Sherman Williams in 1995. Williams, the 46th overall selection, is a compact back who has powerful legs, great field instincts and soft hands. He is explosive, yet has breakaway speed, and he has proven that he can step in and not cause the offense to miss a beat. His being able to do so allows Smith to catch his breath without the team suffering from a drop in play. Cowboy coaches look for Williams to make significant contributions each time he steps in for Smith.

**1996:** Williams finished the year with 69 carries for 269 yards, tying the highest yardage total by the Cowboys second running back since Emmitt Smith joined Dallas in 1990 (Derrick Lassic, 1993). He also contributed five catches for 41 yards. Williams totaled 38 yards on seven carries against the N.Y. Giants (9/8). At Buffalo (9/22), he became the first Dallas running back since James Jones against Philadelphia on Nov. 24, 1985 to attempt a pass, which fell just off the fingertips of tight end Eric Bjornson. Williams finished with seven carries for 27 yards at Philadelphia (9/30) before totaling a regular season-high 48 yards at Miami (10/27), including a season-best 27-yard carry in the fourth quarter. Against Green Bay (11/18), he carried the ball four times for 29 yards, including a 20-yarder to set up Chris Boniol's NFL record tying seventh field goal. He had a career-high three receptions for 27 yards at the N.Y. Giants (11/24). He picked up 46 yards on 13 carries against Washington (11/28), and he earned his first NFL start in the regular-season finale at Washington (12/22) when Smith was de-activated to rest an injured ankle. He rushed for 40 yards on a regular-season career-high 15 carries against the Redskins. Williams recorded a career-high 17 carries against Minnesota (12/28) for 67 yards, while Dallas rushed for 255 yards in the wild card playoff game.

**1995:** Williams took advantage of his limited playing time in 1995, finishing second on the team with 205 rushing yards on 48 carries with one touchdown. He also caught three passes for 28 yards. Williams picked up 11 yards on his first career carry at the N.Y. Giants (9/4) and finished the game with 46 yards on nine attempts. Against Arizona (9/24), Williams ripped off the longest carry of his career when he scored his first NFL touchdown from 44 yards out. He carried eight times against the Cardinals for a career-high 79 yards. He registered a career-long, 24-yard reception against San Francisco (11/12), and he carried the ball a season-high 11 times for 44 yards against Kansas City (11/23) after Smith sprained his left knee in the third quarter. In Williams' first postseason



action, he rushed for 30 yards on 10 carries against Philadelphia (1/7/96) in the Cowboys' Divisional Playoff Game victory.

**GAMES/STARTS** (regular season, playoffs): 1995 (11/0, 2/0), 1996 (16/1, 1/0). Total - 27/1, 3/0.

**COLLEGE:** Williams finished his Alabama career with 2,486 yards rushing, fifth on the all-time Tide rushing chart, on 535 career carries - third on the Tides' all-time list. His 27 rushing touchdowns is the fourth highest in Alabama history, and he is only the fourth 'Bama player to rush for over 1,000 yards in a season with 1,341 yards his senior year, the second-best season total in school history. His 291 carries broke the Tide season record of 238. Williams finished the season averaging 138.5 all-purpose yards-per-game, 16th best in the country. As a junior, Williams opened the year with five straight 100-yard games and finished the season with 738 rushing yards on 168 carries with nine touchdowns. During his sophomore campaign, Williams tallied 299 yards on 64 rushes, scoring eight touchdowns for the national champion Crimson Tide.


**PERSONAL:** A sports fitness management major, Williams was named all-state by the Alabama Sportswriters Association as a senior when he led Blount High School in Mobile, AL, to the Class 5A state title. During his senior season, Williams rushed for 3,004 yards and 31 touchdowns, becoming the first player in Alabama prep history to rush for over 3,000 yards in a season.

#### Sh. WILLIAMS' COWBOYS TOTALS

Rushing						Receiving					
Year	No.	Yds.	Avg.	Long	TD	Year	No.	Yds.	Avg.	Long	TD
1995	48	205	4.3	44t	1	1995	3	28	9.3	24	0
1996	69	269	3.9	27	0	1996	5	41	8.2	13	0
Totals	117	474	4.1	44t	1	Totals	8	69	8.6	24	0
Playoffs						Playoffs					
1995	11	33	3.0	10	0	1996	1	2	2.0	2	0
1996	17	67	3.9	20	0						
Totals	28	100	3.6	20	0						

#### SINGLE-GAME BESTS

Rush Yards - 79 vs. Arizona, 9/24/95  
 playoffs - 67 vs. Minnesota, 12/28/96  
 Rush Attempts - 15 @ Washington, 12/22/96  
 playoffs - 17 vs. Minnesota, 12/28/96  
 Long Rush - 44t vs. Arizona, 9/24/95  
 Receptions - 3 @ N.Y. Giants, 11/24/96  
 Receiving Yards - 27 @ N.Y. Giants, 11/24/96



## Stepfret Williams

**Wide Receiver**  
**6'0" ★ 170 ★ 6/14/73**  
**Northeast Louisiana**  
**D-3b '96 ★ 2nd Year**

**PRO:** Although blessed with good speed (4.32 in the 40-yard dash) and hands, Stepfret Williams' work ethic is what made him into the receiver he is today, a big-play man who has mastered the finer points of route running. In the Dallas offense, precise route running is critical, and Williams has shown the discipline that is necessary to succeed in the NFL. After a year learning from some of the best offensive talent in the NFL, the Cowboys will be looking for big gains on the field from Williams in 1997.

**1996:** Williams began to display his potential to the Cowboys in preseason, recording seven receptions for 77 yards and a touchdown. He also led the team with seven punt



returns and seven kickoff returns (for a 20.0-yard average). After that strong showing in preseason, he saw his first action in the Cowboys home opener against the N.Y. Giants (9/8) but did not record a catch. He lined up as the third receiver at Philadelphia (9/30) with Irvin and Kevin Williams out of the line-up. He was inactive Weeks Nine through 15, but came back in the season finale at Washington (12/22) to record a 32-yard reception, his first career catch. He was then inactive for both playoff games. The first player from Northeast Louisiana ever drafted by the Cowboys, Williams was the 94th player selected overall, the 13th receiver, when Dallas drafted him in the third round.

**GAMES/STARTS** (regular season, playoffs): 1996 (5/0, 0/0).

**COLLEGE:** Williams managed to establish 15 school records, including career marks with 3,177 yards receiving, 33 touchdowns, 16 100-yard receiving games, and 11 catches of over 50 yards. He was the first player to gain over 1,000 yards twice in a career, and he left NLU with the top two single-season yardage totals, two of the top four single-season reception totals and the top three single-season touchdown totals in school history. As a senior, Williams was 14th in the nation in receptions with a school record 66 and 12th in receiving yards with 1,056. He also had a school record 12 touchdowns (topping his own mark of 10 set in 1993 and 1994). Against Mississippi State, he had a career-high 12 catches and followed that with career-bests of 264 yards and four touchdowns against Nevada. His 24 points against the Wolf Pack were the most ever by a NLU player in a game, and his 264 receiving yards shattered the Indians previous record of 227 yards. As a junior, Williams was sixth in the country with a school-record 1,106 yards receiving and led the team with 57 catches. He also set a school record with six 100-yard performances, including five straight at one point. A unanimous All-Southland Conference selection as a sophomore, Williams led the SLC with 929 yards receiving. As a redshirt freshman in 1992, Williams first career reception was good for a 43-yard score in a 38-10 win over Nicholls State. In the NCAA Division I-AA playoffs, he had 86- and 32-yard touchdown receptions against Alcorn State. His 86-yarder set a stadium record for NLU and was the second-longest reception in school history.

**PERSONAL:** An all-state selection as a defensive back at Minden, LA, High School, Williams added all-district honors as a split end, recording 15 receptions for 350 yards as a senior. His father, Stepfret, Jr., was an assistant coach on the football team and is now the head football coach and principal at Minden High. Stepfret majored in accounting at Northeast Louisiana and earned Southland Conference all-academic honors.

#### St. WILLIAMS' COWBOYS TOTALS

Year	Receiving			Long	TD
	No.	Yds.	Avg.		
1996	1	32	32.0	32	0



## Wade Wilson

**Quarterback**  
**6'3" ★ 208 ★ 2/1/59**  
**East Texas State**  
**FA '95 ★ 17th Year**



**PRO:** When Wade Wilson signed with the Cowboys on May 22, 1995, it was the end of a three-year courtship by Dallas coaches and management for his services as Troy Aikman's back-up. Wilson, a starter for much of his career, provides the Cowboys with veteran leadership and proven hands in which to leave the offense if Aikman is forced to miss any action. Although he led Minnesota to three playoff berths and the 1987 NFC Championship Game, Wilson's first trip to the NFL's ultimate game occurred in his 15th



year in the league when the Cowboys beat Pittsburgh in Super Bowl XXX. Now entering his 17th NFL season, Wilson is the senior member of the Dallas squad with more years in professional football than any other Cowboy.

**1996:** Wilson saw very limited playing time in his second year behind Aikman. He saw action on the final two drives against the N.Y. Giants (9/8) and took one snap at San Francisco (11/10), but did not attempt a pass in either game. He earned his first start as a Cowboy – his first start since Dec. 20, 1993 against the N.Y. Giants as a member of the Saints – in the season finale at Washington (12/22). He was eight-of-18 passing for 79 yards with an interception before suffering a sprained left knee late in the third quarter. In that game, Wilson also passed the 1,000-yard career rushing mark. He missed the remainder of the Redskins game and was inactive as the third quarterback against Minnesota (12/28) and at Carolina (1/5/97) due to the injury.

**1995:** In his first season with the Cowboys, Wilson completed 38-of-57 passes for 391 yards, one touchdown and one interception playing behind Aikman. Wilson saw his most extensive action since Dec. 20, 1993 – his last start – when he took over for the injured Aikman (strained right calf) in the first quarter at Washington (10/1). Wilson helped Dallas cut a 27-10 deficit to the 27-23 final score with 13 second half points while completing 21-of-29 passes (72.4%) for 224 yards, one touchdown and one interception. He again took over for Aikman (bruised left knee) against San Francisco (11/12), going 15-of-26 for 134 yards and two interceptions before leaving the game in the fourth quarter with a lacerated left hand. He finished out the year seeing action at Arizona (12/25), against Philadelphia in the Divisional Playoff Game (1/7/96) and against Green Bay in the NFC Championship Game (1/14/96).

**1994:** Wilson began the year behind Jim Everett and saw action in four games. When Everett left the game with a bruised hip against Washington (9/11), Wilson completed two-of-three passes for 12 yards on the final drive of the first half. This appearance marked the 100th game played in Wilson's NFL career. He saw second half action at Tampa Bay (9/18), completing nine-of-12 passes for 68 yards. At the Los Angeles Rams (12/4), he again saw second half action and was four-of-five for 44 yards. In the season finale at Denver (12/24), Wilson completed four-of-five passes for 48 yards to finish the year with a completion percentage of 71.4% (20-of-28) and a quarterback rating on 90.4.

**1993:** New Orleans signed Wilson as an unrestricted free agent from Atlanta on April 12. He earned the starting job during the preseason and guided the club to a 7-7 record before suffering a knee injury against the Giants (12/20) that kept him out of the final two contests of the year. His best effort of the season was at Atlanta (9/12), when he connected on 22-of-34 passes for 341 yards, three touchdowns and two interceptions. He also rushed for 53 yards on two carries, including a career-long 44-yarder. Wilson tied a Saints' club record by going three straight games (vs. Detroit, 9/19; vs. San Francisco, 9/26; at L.A. Rams, 10/3) without throwing an interception.

**1992:** After being released by Minnesota before training camp, Wilson signed with the Atlanta Falcons, where he played in nine games, starting the final three. In a fourth quarter stint at New Orleans (12/3), he completed five-of-10 passes for 71 yards and a touchdown. During his three starts, Wilson was 19-of-26 for 324 yards and five touchdowns in a 35-7 victory at Tampa Bay (12/13), 30-of-41 for 340 yards and two touchdowns in a loss to Dallas (12/21) and 31-of-47 for 374 yards, three touchdowns and two interceptions at the L.A. Rams (12/27). His five touchdown passes against the Bucs is a career-high and a Falcons' single-game record. Wilson's 31 completions and 47 attempts at the Rams each marked a career-best.

**1991:** Wilson started the first five games of the season for the Vikings, going 72-of-122 for 825 yards with three touchdowns and ten interceptions before giving way to Rich Gannon. Wilson opened the season by completing 21-of-36 passes for 248 yards and three interceptions at Chicago (9/1). The next week at Atlanta (9/8), he went 13-of-18 for 157 yards, two touchdowns and an interception in a 20-19 win before going 17-of-24 for 199 yards with one touchdown and one interception in a 17-14 victory over San Francisco (9/15). In game four at New Orleans (9/22), Wilson connected on 11-of-22 passes for 120 yards with two interceptions. In his final start of the year against Denver (9/29), Wilson completed 10-of-21 passes for 101 yards and three interceptions.

**1990:** Wilson started the first three games of the season before injuring his right



thumb at Chicago (9/23). Returning to action in the second half at Tampa Bay (12/16), Wilson completed 24-of-39 passes for 374 yards, including a career-long 75-yard touchdown toss to Hassan Jones. Wilson started the following week against the Raiders and was 11-of-19 for 162 yards, one touchdown and one interception before separating his shoulder and missing the remainder of the year.

**1989:** Wilson, who missed two games due to an injured finger suffered against Tampa Bay (10/1), started 12-of-14 games and led Minnesota in pass attempts (362), completions (194), yards (2,543) and touchdowns (9) for the third consecutive year. He had a season-high 42 attempts at Chicago (9/17), and he led the Vikings in rushing with 55 yards on eight carries in a 24-10 win at Tampa Bay (11/12). At Green Bay (11/26), he connected on 23-of-38 passes for a season-high 308 yards. He threw for 303 yards and a pair of touchdowns in the Vikings' 29-21 victory over Cincinnati (12/25).

**1988:** Wilson, who missed two games with a separated shoulder, was named NFC Offensive Player of the Week at Tampa Bay (10/23) when he completed 22-of-30 passes for 335 yards and three touchdowns in the Vikings' 49-20 win. He was named the NFC Offensive Player of the Month for November when he connected on 73-of-112 passes (65.1%) for 1,009 yards with five touchdowns and two interceptions while leading Minnesota to a 4-0 record during the month. His best effort of the season came against Detroit (11/6) when he connected on 28-of-35 passes (80.0%) for a career-high 391 yards, two touchdowns and an interception. During one stretch, Wilson completed 14 straight passes in the Vikings' 44-17 victory over the Lions. Wilson made his first Pro Bowl appearance following the season after leading the NFC with a 91.5 quarterback rating.

**1987:** Wilson, who led the Vikings in every passing category, was named NFC Offensive Player of the Week at the L.A. Rams (9/20) when he connected on 17-of-38 passes for 285 yards and three touchdowns, including a 41-yard game winner to Hassan Jones with less than a minute to play. Wilson also threw for three touchdowns against Detroit (9/13) and against Chicago (12/6). He led Minnesota in rushing at Detroit (12/20) with 55 yards on eight carries and against Washington (12/26) with 75 yards on ten carries. In the Vikings' divisional playoff win at San Francisco (1/9/88), he completed 20-of-34 passes for 298 yards and two touchdowns, enabling Minnesota to make their first visit to the NFC Championship Game since 1977.

**1986:** Wilson saw action in nine games, including three starts for an injured Tommy Kramer. Wilson was named NFC Offensive Player of the Week against New Orleans (12/21) when he completed 24-of-39 passes for 361 yards and three touchdowns.

**1985:** Wilson played in four games, with his sole start at Philadelphia (12/1), where he led the Vikings to the greatest comeback in club history. With the Eagles holding a 23-0 advantage with 8:23 to play, Wilson orchestrated four scoring drives, including three touchdown passes, to lead Minnesota to a 28-23 victory.

**1984:** Wilson started five of eight games. His best effort came in a 27-24 Minnesota win over Tampa Bay (11/14) when he threw for 236 yards on 24-of-36 passing.

**1983:** Wilson saw his only action in the season finale against Cincinnati (12/17), when he completed 16-of-28 passes for 124 yards in the Vikings' 20-14 victory.

**1982:** Wilson was active for all nine games of the strike shortened season, but did not see any playing time.

**1981:** Wilson played in three games while being on the active roster for all 16 games. He saw his first NFL action against the Oakland Raiders (9/14), subbing for the injured Steve Dils. Wilson completed 6-of-10 passes for 48 yards in the 36-10 loss to the Raiders. He was originally an eighth-round (210th overall) draft pick of the Vikings.

**GAMES/STARTS** (regular season, playoffs): 1981 (3/0-Min.), 1982 (0/0-Min.), 1983 (1/1-Min.), 1984 (8/5-Min.), 1985 (4/1-Min.), 1986 (9/3-Min.), 1987 (12/7, 3/2-Min.), 1988 (14/10, 2/2-Min.), 1989 (14/12, 1/1-Min.), 1990 (6/4-Min.), 1991 (5/5-Min.), 1992 (9/3-Atl.), 1993 (14/14-N.O.), 1994 (4/0-N.O.), 1995 (7/0, 2/0), 1996 (3/1, 0/0). Total 113/66, 8/5 (Dallas - 10/1, 2/0).

**COLLEGE:** Wilson, a four year letterman and three year starter at East Texas State, was an NAIA All-America and Lone Star Conference MVP as a senior while leading the Conference in passing and total offense. He completed 338-of-668 passes for 4,414 yards and 32 touchdowns during his four years with the Lions. As a freshman, Wilson also handled the punting duties, averaging 38.5 yards-per-punt.



**PERSONAL:** Charles Wade Wilson, a business management major at ETSU, played high school ball at near-by Commerce, TX, High School. Wilson, who has his real estate license and his SEC-series seven registration, has worked during the offseason as a financial consultant for Merrill-Lynch in Dallas. He enjoys racquetball and golf and devotes much of his time to the American Diabetes Association. In 1995, 1996 and 1997, he served as a celebrity escort in the annual Children's Cancer Fund Fashion Show luncheon. Wade has also served as the honorary co-chairman for the Multiple Sclerosis Society Kid's Readathon the last two years. He and wife Kathy reside in Dallas with their four children, Travis Wade (2/21/90), Hayden (5/8/93) and twins Coleton and Sophie (12/16/96).

## WILSON'S NFL TOTALS

Year	Starting Record	Passing									
		Att.	Comp.	Yards	Pct.	TD	Int.	Long	Sacks/Yards	Rating	
1981 (Min.)	0-0	13	6	48	46.2	0	2	22	2/19	16.3	
1982 (Min.)	0-0			None							
1983 (Min.)	1-0	28	16	124	57.1	1	2	36	3/22	50.6	
1984 (Min.)	1-4	195	102	1,019	52.3	5	11	38	20/159	52.7	
1985 (Min.)	1-0	60	33	404	55.0	3	3	42t	4/28	71.8	
1986 (Min.)	2-1	143	80	1,165	55.9	7	5	39	13/94	84.4	
1987 (Min.)	5-2	264	140	2,106	53.0	14	13	73t	26/194	76.7	
1988 (Min.)	7-3	332	204	2,746	61.4	15	9	68t	33/227	91.5	
1989 (Min.)	7-5	362	194	2,543	53.6	9	12	50	27/194	70.5	
1990 (Min.)	1-3	146	82	1,155	56.2	9	8	75t	15/90	79.6	
1991 (Min.)	2-3	122	72	825	59.0	3	10	46t	8/42	53.5	
1992 (Atl.)	1-2	163	111	1,368	68.1	13	4	60t	8/58	110.2	
1993 (N.O.)	7-7	388	221	2,457	57.0	12	15	42t	37/225	70.1	
1994 (N.O.)	0-0	28	20	172	71.4	0	0	16	3/17	87.2	
1995	0-0	57	38	391	66.7	1	3	38	4/29	70.1	
1996	0-1	18	8	79	44.4	0	1	20	1/7	34.3	
Totals	35-31	2,319	1,327	16,602	57.2	92	98	75t	202/1,405	75.2	

## Playoffs

1987 (Min.)	1-1	93	50	730	53.8	5	2	63	14/107	88.6
1988 (Min.)	1-1	75	40	508	53.3	2	2	46	11/93	72.5
1989 (Min.)	0-1	17	9	84	52.9	0	2	19	2/19	27.2
Totals	2-3	185	99	1,322	53.5	7	6	63	27/219	75.6

## Rushing


Year	No.	Yds.	Avg.	Long	TD
1981 (Min.)			None		
1982 (Min.)			None		
1983 (Min.)	3	-3	-1.0	2	0
1984 (Min.)	9	30	3.3	12	0
1985 (Min.)			None		
1986 (Min.)	13	9	0.7	13	1
1987 (Min.)	41	263	6.4	38	5
1988 (Min.)	36	136	3.8	15	2
1989 (Min.)	32	132	4.1	23	1
1990 (Min.)	12	79	6.6	24	0
1991 (Min.)	13	33	2.5	15	0
1992 (Atl.)	15	62	4.1	12	0
1993 (N.O.)	31	230	7.4	44	0
1994 (N.O.)	7	15	2.1	9	0
1995	10	12	1.2	11	0
1006	4	5	1.3	8	0
Totals	226	1,003	4.4	44	9

## Playoffs

1987 (Min.)	12	63	5.3	12	0
1988 (Min.)	8	3	0.4	6	0
1989 (Min.)	3	29	9.7	11	0
1995	2	-2	-1.0	-1	0
Totals	25	93	3.7	12	0

## SINGLE GAME BESTS

Attempts - 47 @ L.A. Rams, 12/27/92	Long - 75t @ Tampa Bay, 12/16/90
playoffs - 47 @ San Francisco, 1/1/89	Touchdowns - 5 @ Tampa Bay, 12/13/92
Completions - 31 @ L.A. Rams, 12/27/92	playoffs - 2 twice, vs. New Orleans, 1/3/88;
playoffs - 23 @ San Francisco, 1/1/89	@ San Francisco, 1/9/88
Yards - 391 vs. Detroit, 11/6/88	Interceptions - 5 vs. Denver, 10/26/87
playoffs - 298 @ San Francisco, 1/9/88	Rushing Yards - 75 vs. Washington, 12/26/87
Completion Percentage - 80.0% vs. Detroit, 11/6/88	playoffs - 30 @ San Francisco, 1/9/88
playoffs - 60.7% vs. L.A. Rams, 12/26/88	Long Rush - 44 @ Atlanta, 9/12/93



## Darren Woodson

**Safety**

**6'1" ★ 219 ★ 4/25/69**

**Arizona State**

**D-2B for '92 ★ 6th Year**

**28**

**PRO:** In each of the past three seasons, Darren Woodson has performed at a level many consider to be the best for strong safeties in the NFL. In five NFL seasons, he has played in three Super Bowls, three Pro Bowls, and has twice been named first team All-Pro. In 1996, he tied for the team lead in interceptions for the second time in his professional career. In 1995, he became the first Dallas defensive back to lead the team in tackles (144) since Bill Bates in 1988. In 1993, he established a Dallas single-season record for tackles by a defensive back (155). A converted college linebacker, Woodson is the complete NFL package at safety. He combines size (6-1, 219) and speed (4.4 in the 40-yard dash) with great football instincts and hitting ability. He has maintained the aggressive nature that he displayed as a college linebacker, but has used his quickness and speed to make a very smooth transition to the secondary. His versatility makes him a very valuable special teams performer, where last season, he finished the year second on the squad in tackles with 18. Although he has tremendous natural physical gifts, Woodson is one of the team's hardest workers in the offense. His weight room work ethic is well documented, and his character and leadership ability make him a very valuable asset within the framework of the team. He has started the last 73 games, including playoffs. Shortly after the 1995 season ended, Jerry Jones signed Woodson to a long-term contract that all but assures that he will finish his playing career as a Cowboy.

**1996:** Woodson capped another stellar season with his second consecutive All-Pro selection by the Associated Press and Pro Football Writers and his third straight Pro Bowl appearance. For the second time in his career, he tied for the team lead in interceptions (5, with Kevin Smith), matching the career-high number of interceptions he collected in 1994 when he shared the team lead with James Washington. He was also second on the team in total tackles—the leader among defensive backs—with 118 stops. Woodson topped the 100-tackle mark for the fourth consecutive season, becoming the first Dallas player to accomplish that feat since Michael Downs (1983-1986). He finished the year ranked second on the team in both special teams tackles (18) and passes defended (10). Woodson also compiled a career-high total for sacks with three—marking the most sacks by a Dallas defensive back since Kenny Gant had three in 1992. In the season opener at Chicago (9/2), Woodson tied for the team lead among defensive backs with eight tackles, while also recovering a fumble by Brock Marion that set up Dallas' first field goal. In the loss at Buffalo (9/22), Woodson picked up his first interception of the year while helping limit the Bills to just 89 yards passing. The next week at Philadelphia (9/30), he led the team with 11 tackles while recording his first sack of the year. In the Cowboys win over Atlanta (10/20), Woodson led the team with a season-high 17 tackles. He received a game ball for his performance against the Falcons after also recording two passes defended and a tackle for lost yardage. Woodson was the team leader in tackles with eight stops at San Francisco (11/10). He also registered a sack and intercepted a third quarter Elvis Grbac pass to set up a Dallas field goal. In the Monday night victory over Green Bay (11/18), Woodson helped limit the Packers offense to 254 total yards, and he intercepted Brett Favre's two-point conversion pass attempt in the fourth quarter. Woodson recorded his third interception of the year with a fourth quarter theft of Boomer Esiason at Arizona (12/8) that he returned to the Cardinals 24-yard line to set up a Dallas field goal. The following week, he picked off two Drew Bledsoe passes against New England (12/15), marking the second time in his career he has had a multiple intercep-



tion game (vs. Arizona 10/9/94). In the win over the Patriots, he also led the team with nine tackles and forced a Curtis Martin fumble on third-and-one from the Dallas 16-yard line to stop a scoring drive in the second quarter. Later in the third quarter, he returned an interception 21 yards to the Patriots four-yard line to set up a Dallas field goal. His fourth quarter interception ended the Patriots chances with 2:22 remaining. In the play-off loss at Carolina (1/5/97), Woodson picked up his second career postseason interception on the Panther's opening drive of the game – setting up a Dallas field goal.

**1995:** Darren Woodson's fourth NFL season was somewhat of a "dream season" for the Cowboys most decorated defensive player. He closed the year in his hometown of Phoenix, playing in Super Bowl XXX in the same Sun Devil Stadium where he starred at Arizona State. Along the way to the Super Bowl, Woodson was a consensus All-Pro selection at strong safety for the second consecutive year, and he earned his second straight starting berth in the Pro Bowl. In doing so, Woodson became the first Dallas defensive back to earn consecutive All-Pro honors since Everson Walls (1982-83). Woodson also became the first Dallas safety to make back-to-back Pro Bowl trips since Cliff Harris in 1978-79. He led the 1995 Cowboys with 144 tackles, and became the first defensive back to top the team tackle list since Bill Bates in 1988. He enjoyed his most productive all-around day of the year in the loss at Washington (10/1). Woodson led the team with 15 tackles and returned an interception 37 yards for a touchdown, marking his second career interception return for a score. He also forced a fumble and had a tackle for a loss in the defeat at RFK. In the Cowboys 34-21 win over the Raiders in Oakland (11/19), Woodson recorded a season-high 16 tackles, including a career-high tying 11 solo stops. He also had two passes defended and a key interception at the Raiders four-yard line that stopped a fourth quarter drive. His other top tackling performances came in the following regular season games: at Minnesota (12 stops, earning a game ball on 9/17), San Francisco (10 tackles on 11/12), at Philadelphia (14 stops on 12/10) and against the New York Giants (12 stops on 12/17). In addition to leading the team in tackles during the regular season, Woodson also led the team in the postseason with 23 tackles, including a team-high 11 stops against Pittsburgh in Super Bowl XXX (1/28/96). In the divisional playoff win over Philadelphia (1/7/96), his hit on Eagles quarterback Rodney Peete forced Peete to leave the game with a concussion. Woodson joined Shante Carver as the two former ASU Sun Devils to play for the Cowboys on their college field at Super Bowl XXX.

**1994:** Woodson's rapid climb to the top level of NFL safeties reached the summit in 1994 – his third year in the NFL and second year as a starter. He was a consensus All-Pro, and he tied for the Cowboys' team lead in interceptions while becoming the first Dallas defensive back to be selected as a Pro Bowl starter since Everson Walls (1985). Woodson's five interceptions ranked fifth in the NFC and 10th in the NFL and were the most by a Dallas safety since Michael Downs had six in 1986. Woodson recorded his second straight 100-plus-tackle season by finishing the year second on the club with 113 stops. He also tied for third on the team in passes defended with 12. Woodson got off to a blazing start on his All-Pro season by earning game balls in six of the Cowboys first seven games. Those games and his performances are as follows: at Pittsburgh (9/4) – in the season opener, Woodson received a game ball after his seven tackles helped hold the Steelers to 126 yards in total offense. Against Houston (9/11) – he picked up a game ball after recording 13 tackles playing middle linebacker in the Cowboys 45 and nickel defenses. He also picked up his first career regular season interception against Houston. At Washington (10/2) – he earned a special teams game ball by forcing a fumble on the opening kickoff and tying for the team lead in special teams tackles for the day with two. Against Arizona (10/9), he led the team in tackles with seven and recorded two interceptions that led to Dallas touchdowns in the Cowboys 38-3 win. It was the first multiple interception game of Woodson's career. Against Philadelphia (10/16) – after leading all Dallas defensive backs with six tackles, Woodson also returned a third quarter interception 26 yards to set up a Cowboys touchdown. At Arizona (10/23) – Woodson registered a season-high 15 tackles. Woodson was named the NFC's Defensive Player of the Week after making the play-of-the-game in the Cowboys' NFC East clinching victory at Philadelphia (12/4). In addition to recording nine tackles on the day, Woodson stepped in front of a fourth quarter Randall Cunningham pass and raced 94 yards for a touchdown





to ensure the Cowboys 31-19 victory. It was the third longest interception return in club history. He recovered his only fumble of the year at Cincinnati (10/30). Despite earning All-Pro honors at safety, Woodson remained one of the Cowboys top special teams performers in 1994, tying for third on the team in special teams tackles with 23.

**1993:** As a second-year player, he earned a starting job at strong safety in training camp and then nearly won the team's individual tackle title by collecting 155 stops – just four shy of the team leader, middle linebacker Ken Norton. Woodson's 155 tackles were the most ever by a Dallas defensive back. Moreover, with eight double-digit tackle games in 1993, he joined Eugene Lockhart (16 in 1989) as only the second Dallas player to register at least seven double-figure tackle games in a season (since game-by-game records were kept in 1984). He led the Cowboys in fumble recoveries with three (while forcing another) and contributed four tackles for lost yardage totaling 13 yards. He enjoyed an all-time game in the regular season finale at Giants Stadium (1/2/94) – collecting a career-best 19 tackles (the most ever by a Dallas defensive back in a single game) and one fumble recovery. His 19 tackles against the Giants tied him for second place on the Cowboys all-time single-game tackle list. For the regular season, Woodson averaged 9.7 tackles-per-game, but over the course of the last nine games, he contributed an outstanding 11.8 tackles-per-game. That stretch included the Cowboys' four games in the month of November where Woodson turned in double figure tackle totals in all four games and 48 total stops. He closed the month of November with 15 tackles against Miami on Thanksgiving Day (11/25). He was the team's leading tackler in the playoffs with 27 stops, easily outdistancing Norton (22). He also registered his first professional interception in the playoffs against Green Bay (1/16/94), and he recovered a fumble in Super Bowl XXVIII against the Bills (1/30/94). Woodson missed the opener at Washington (9/6) as he was still recovering from a fractured right forearm.

**1992:** Although Woodson was a second-round draft choice of the Cowboys (37th overall) in 1992, his play in the nickel pass defense caught almost everyone by surprise. It was thought that the switch he faced, moving from linebacker at Arizona State to strong safety in the National Football League, would take a longer period of time for adjusting. Instead, he quickly became the club's draft surprise. Woodson became a major contributor to the defense while leading the special teams with 19 tackles. In 16 games, he recorded 33 tackles (28 solo), second among Dallas' rookies. Included was a season-high six stops in a start against the Run-and-Shoot offense at Atlanta (12/21). His first NFL start came in a pass situation defense at Detroit (11/8). Two weeks later at Phoenix (11/22), he had five solo tackles, his high of the season. Against Chicago (12/27), Woodson's first NFL sack forced a first-quarter fumble at Chicago's 30-yard line, but the Bear's recovered. Against Philadelphia (1/10/93) in the playoffs, he forced a fumble at the Eagles' 25-yard line to set up a Dallas field goal at the end of the first half. His standout play on special teams included a game ball for the 27-0 win over Seattle (10/11).

**GAMES/STARTS** (regular season, playoffs): 1992 (16/2, 3/0), 1993 (16/15, 3/3), 1994 (16/16, 2/2), 1995 (16/16, 3/3), 1996 (16/16, 2/2), Total - 80/65, 13/10.

**COLLEGE:** An All-PAC 10 second-team selection his senior season and honorable mention All-America as a junior, Woodson played linebacker at Arizona State. Coming out of high school, he didn't have the grades to accept a football scholarship from ASU, so he started his career as a walk-on and quickly developed a reputation for being one of the fiercest hitters in the country. As a sophomore in 1989, he had a career-high 16 tackles against Stanford en route to his single-season high of 122 tackles (79 solo). Of his five career interceptions, three came in his senior season.

**PERSONAL:** Woodson served as the Dallas Cowboys spokesman in a United Way public service announcement that was televised nationally throughout the 1996 season. Darren Ray Woodson was a first team All-Metro Division AAA linebacker and running back at Maryvale High School in Phoenix, AZ, and earned first team all-city honors as a linebacker and second team recognition as a running back his final season. Darren ran for a career-high 225 yards and six touchdowns against Kofa High in Yuma, AZ, tying a Phoenix Metro game record and setting a school mark. He earned three letters in football and served as team captain his senior year. He received his degree in criminal justice at Arizona State.



## WOODSON'S COWBOYS TOTALS

Year	Tackles			Sacks	Tkl/ Loss	QB Press.	Passes Def.	For. Fum.
	Solo	Asst.	Tot.					
1992	28	5	-	33	1.0	1(-4)	1	4
1993	89	66	-	155	0.0	4(-13)	1	4
1994	69	44	-	113	0.0	3(-3)	0	12
1995	90	54	-	144	0.0	6(-11)	3	8
1996	70	48	-	118	3.0	5(-9)	3	10
Totals	346	217	-	563	4.0	19(-40)	8	38

Playoffs								
1992	10	4	-	14	0.0	0	1	1
1993	16	11	-	27	0.0	1(-4)	0	2
1994	9	5	-	14	0.0	0	0	1
1995	18	5	-	23	0.0	1(-1)	2	1
1996	8	4	-	12	0.0	1(-1)	0	1
Totals	61	29	-	90	0.0	3(-6)	3	6

Pass Interceptions					Opponents' Fumbles Recovered						
Year	No.	Yds.	Avg.	Long	TD	Year	No.	Yds.	Avg.	Long	TD
1994	5	140	28.0	94t	1	1993	3	0	0.0	0	0
1995	2	46	23.0	37t	1	1994	1	0	0.0	0	0
1996	5	43	8.6	21	0	Totals	4	0	0.0	0	0
Totals	12	229	19.1	94t	2	<b>Playoffs</b>					
<b>Playoffs</b>						1993	1	0	0.0	0	0
1993	1	5	5.0	5	0						
1996	1	0	0.0	0	0						
Totals	2	5	2.5	5	0						

## SINGLE-GAME BESTS

Total Tackles - 19 @ N.Y. Giants, 1/2/94  
 Solo Tackles - 11 twice, @ N.Y. Giants, 1/2/94; and @ Oakland, 11/19/95  
 Assists - 9 vs. Atlanta, 10/20/96  
 Interceptions - 2 twice, vs. Arizona, 10/9/94; and vs. New England, 12/15/96  
 Passes Defensed - 3 twice, vs. Arizona, 10/9/94; and vs. New England, 12/15/96

## Other Cowboys With Pro Experience

**Lonny Calicchio**, a 6-3, 249-pound punter from Mississippi, attended training camp with the Washington Redskins in 1996 but was released during camp. In two seasons at Ole Miss, Calicchio punted 102 times for 4,018 yards (39.4 yard average). As a senior, he averaged 40.1 yards on 49 punts after averaging 38.7 yards-per-punt as a junior. He transferred to Mississippi from Northwest Mississippi Community College in Senatobia, MS, where he was a two-time junior college All-America. Calicchio, born Oct. 24, 1972, attended South Plantation High School in Plantation, FL.

**Richie Cunningham**, a 5-10, 167-pound kicker from Southwestern Louisiana, spent the 1996 training camp with the Green Bay Packers but was released during camp. He went to camp with the Cowboys in 1994, but was released at the end of camp. He lettered four times at Southwestern Louisiana (1989-92). He moved into the regular field goal and extra point job as a junior after handling mostly kickoff duties his first two years. Cunningham was 14-of-21 on field goal attempts and 31-of-32 on extra point tries while earning a B.S. degree in marketing. He lettered three times in football and baseball and once each in tennis and track at Terrebonne, LA., High School. Cunningham, born Aug. 18, 1970, was named as one of Terrebonne's Athletes of the Year after leading the football team to a district title his senior season.

**Alai Kalaniuvalu**, (a-LIE ka-la-new-VAWL-oo) a 6-3, 298-pound guard from Oregon State, went to training camp with the Denver Broncos in 1996 but was released at the end of camp. He went to camp with the Redskins in 1995 but was released Sept. 12. He then signed with Philadelphia in October and spent the season on the Eagles' practice squad. He was a third-round draft choice of the Atlanta Falcons in 1994, but was released at the end of training camp. He was claimed by Washington Aug. 29 but was released Sept. 7. Kalaniuvalu was then claimed by Green Bay before being waived by the Packers on Sept. 19. Washington then re-signed him and he spent the remainder of the 1994 season on the Redskins' practice squad. He was an honorable



mention All-America at Oregon State, where he helped the Beavers average 295.8 rushing yards-per-game in 1993. He transferred to Oregon State from Walla Walla, WA, Community College. Kalaniuvulu, born Oct. 23, 1971, was a three-year, two-way starter at Franklin High School in Seattle, WA.

**Danny Kight**, a 6-1, 200-pound kicker from Augusta State, attended the San Diego Chargers' 1996 training camp but was released at the end of camp. Kight played semi-pro football for the Augusta Thrashers/Seminoles, where he kicked a 63-yard field goal and was named the Most Valuable Player in 1995 after scoring over half of the team's points. He was a two-time All-Peach Belt Athletic Conference defender for the Augusta State soccer team. He helped the Jaguars achieve their first national ranking (#19 - NCAA II) in school history after leading the team to a 15-3-1 season. Kight was a Georgia All-Star football player for Druid Hills High School in Decatur, GA., where he also played soccer and basketball. Born Aug. 18, 1971, Kight has a daughter, Nicole (6/29/95).

**Kerry Mock**, a 6-1, 232-pound linebacker from North Carolina, went to training camp with Dallas in 1996, but was released Aug. 19. He went to training camp with the Tampa Bay Buccaneers in 1995 and spent the season on the Bucs' practice squad. He ranked third on the Tar Heels tackle chart as a senior with 75 stops, six quarterback pressures, four and a half tackles for losses, one and a half sacks and a forced fumble. As a junior, he finished third on the team with 91 tackles, five and a half tackles for losses, two sacks, three pressures and a fumble recovery while playing in a four man linebacker rotation. He finished his sophomore campaign with 83 tackles, four pressures, two and a half stops behind the line of scrimmage, a sack, a forced fumble and a fumble recovery. He registered 20 stops, two pressures and a tackle for a loss playing in eight games as a true freshman. Mock, born Aug. 17, 1973, was a three-time, all-county linebacker at Thomasville, NC, High, where he led the school to the state 2-A title game twice.


**Odell Parks**, a 6-2, 250-pound linebacker from Navarro Junior College, went to training camp with the Winnipeg Blue Bombers of the CFL in 1996, but was released early in the season. He then joined the Ottawa Rough Riders in the CFL for two months before the club folded. He was with the Kansas City Chiefs from Nov., 1995 to May, 1996 after spending two weeks on the Washington Redskins practice squad early in the 1995 season. He participated in the Cowboys 1994 training camp, but was released as camp ended. Parks, born Sept. 5, 1972, played linebacker for two years at Navarro J.C. after starring at Corsicana, TX, High School.

**Jarvis Perry**, a 6-0, 205-pound running back from Rowan, went to training camp with the Cowboys in 1996, but was released Aug. 20. Perry was an All-New Jersey Conference and All-Eastern College Athletic Conference first-team selection after averaging 6.6 yards-per-carry (663 yards on 101 carries) and scoring seven touchdowns in nine games as a senior in 1993. He also caught 18 passes for 128 yards and a touchdown. As a junior, he tallied 432 yards and nine touchdowns on 85 carries (5.1 avg.) and 97 yards on 14 receptions to earn All-NJAC honors. He gained 502 yards and two touchdowns on 113 carries (4.4) as a sophomore after registering 611 yards and five touchdowns on 148 carries as a freshman in 1990. He led the Rowan 4x100-meter relay team to a seventh place finish at the 1993 NCAA Outdoor Track & Field Championships to earn All-America honors. Perry, born Feb. 3, 1969, was an all-state selection in football and track at Camden, NJ, High School.

# COWBOYS



## Cowboys Draft Choices



### David LaFleur

**Tight End**  
**6'7" ★ 280 ★ 1/29/74**  
**Louisiana State**  
**D-1 for '97**



After spending the 1996 season looking for a healthy tight end, and with Jay Novacek's career coming to an end, the Cowboys drafted Louisiana State's David LaFleur to shore up the tight end position. LaFleur is a big tight end, equally adept at run blocking and pass catching. Playing at run-oriented LSU, he has proven to be a dominating blocker who can help open holes against linemen and linebackers. His size (6-7, 280 pounds) also makes him an easy target for quarterbacks to locate in traffic, and his soft hands make him a reliable receiver. A workhorse on the field, LaFleur started 28 of his final 30 games and saw action in 41 games during his LSU career. Cowboys coaches expect LaFleur to step in immediately and contribute to the running and passing games in 1997. Only three LSU Tigers have ever played for the Cowboys, and LaFleur, taken with the 22nd pick in the first round, is the first Tiger ever drafted by Dallas.

LaFleur was a consensus All-SEC first-team selection and a member of the Walter Camp All-America Team as a senior after becoming the first tight end to lead LSU in receiving since 1980. He caught 30 passes for 439 yards (14.6 avg.) and three touchdowns. He delivered the block that sprang Kevin Faulk for an 80-yard touchdown run and caught two passes for 69 yards, including a 40-yarder, against Houston. LaFleur caught three balls for 38 yards at Auburn. He opened a hole for Faulk to score a one-yard touchdown and totaled five receptions for 54 yards, including a 12-yard touchdown catch against New Mexico State. LaFleur had a five-yard scoring grab and sprang Faulk on three runs of 19-or-more yards during a five-play, 80-yard drive against Vanderbilt. He caught five passes for 76 yards against Kentucky, and he tallied two receptions for 72 yards, including a season-long 59-yarder, at Mississippi.

As a junior, he finished with 12 receptions for 120 yards (10.0) while missing three games with a knee injury. LaFleur opened the season with four catches for 18 yards at Texas A&M. He had a 12-yard grab against North Texas before catching two passes for 22 yards at Alabama. He opened the hole for a four-yard Kendall Cleveland touchdown run and caught two passes for 57 yards at Arkansas. He totaled two receptions for 31 yards against Michigan State in the Independence Bowl.

LaFleur was a sophomore All-America first-team pick by *The Gridiron Report* and a consensus All-SEC first-team selection in 1994. He finished fourth on the team with 21 receptions for 263 yards and two touchdowns. He hauled in five passes for 69 yards against Mississippi State. He tallied two catches for 29 yards at Auburn and three receptions for 23 yards at Florida. Against Kentucky, he caught one pass for 18 yards and had the key block to spring Robert Toomer for a 14-yard gain. LaFleur became the first Tiger tight end in 10 years to score twice in a game as he tallied three receptions for 59 yards with touchdown catches of 35 and 12 yards against Southern Mississippi. He closed the season with a pair of catches for 19 yards at Arkansas.

LaFleur played in every game as a redshirt freshman in 1993, tallying eight catches for 59 yards. He earned his first career start against Florida and caught a season-high four passes for 28 yards. At Kentucky he totaled 21 yards on three receptions.

LaFleur was a *Parade* and *USA Today* first-team All-America selection and the Gatorade Circle of Champions Louisiana Player of the Year at Westlake, LA. High as a




senior. He was the winner of the Bobby Dodd National High School Lineman of the Year Award given by the Atlanta Touchdown Club. He caught 31 passes for 657 yards (21.2 avg.) and eight touchdowns as a senior after catching 31 passes for 652 yards (21.0) and five touchdowns as a junior. LaFleur, who also played defensive end, totaled 81 receptions for 1,758 yards (21.7) and 18 touchdowns during his three year high school career. He lettered three times in football and basketball and four times in track at Westlake. LaFleur, a kinesiology major, married Melody Gormanous in May, following the draft.

## LaFLEUR'S LOUISIANA STATE TOTALS

Year	No.	Yds.	Avg.	Long	TD
1993	8	59	7.4	13	0
1994	21	263	12.5	35	2
1995	12	120	10.0	46	0
1996	30	439	14.6	59	3
Totals	71	881	12.4	59	5

## SINGLE-GAME BESTS

Receptions – 5 three times, last vs. Kentucky, 10/19/96  
 Yards Receiving – 76 vs. Kentucky, 10/19/96  
 Long Reception – 59 @ Mississippi, 11/16/96  
 Touchdowns – 2 vs. Southern Mississippi, 11/12/94



## Dexter Coakley

**Linebacker**

**5'10" ★ 215 ★ 10/20/72**

**Appalachian State**

**D-3a for '97**



One of the most impressive hitters to be drafted by the Cowboys in recent history, Dexter Coakley overcomes his height limitations (5-10) with an intensity and determination that have the Dallas coaches very excited about his prospects to contribute early in his career. He has excellent speed (4.47), quickness, and an instinctive ability for delivering a solid hit – all characteristics that will make him a challenger for rookie playing time at the Cowboys weakside linebacker position. His aggressive nature and intelligence will help him make the transition from Division I-AA to the NFL, and he should provide an immediate impact on the Cowboys special teams.

Coakley's reputation for being around the ball is illustrated by his school record 616 tackles and an incredible 13 forced fumbles while at Appalachian State. He also registered double figure tackle totals in 37 games while at ASU, and he had seven games with at least 20 stops. Those numbers led to incredible individual recognition throughout his career. Coakley was a first-team Division I-AA All-America and the Southern Conference Defensive Player of the Year as a sophomore, junior and senior and in his first year at ASU, he was named the conference's Defensive Freshman of the Year. In 1995, he was named the inaugural recipient of the Buck Buchanan Award, which honors the nation's best Division I-AA defensive player, and he went on to bring home the same award following his senior season in 1996. Coakley was also named the Southern Conference's Athlete of the Year as a junior and a senior, marking just the seventh time in conference history that one individual had earned that distinction in consecutive years.

As a senior, he accumulated a career-high 166 tackles, and he was named the league's Defensive Player of the Week after having 20-tackle performances in games against each of the following three opponents: Wake Forest, East Tennessee State and Furman. In all, Coakley recorded at least 15 tackles in seven of the Mountaineers 11 games in 1996, and he averaged 15.1 stops-per-game. He closed his senior season with four sacks and 13 tackles behind the line of scrimmage.

As a junior, he averaged 13.6 tackles-per-game in 11 regular season outings (150 total). He also broke up eight passes and accounted for 11 tackles for lost yardage. Coakley was the defensive spark behind a Mountaineer team that went undefeated in the



regular season and finished the year 12-1 after losing to Stephen F. Austin in a second round playoff game. Coakley had a pair of 21 tackle performances against Marshall and Georgia Southern – along with a career-high two interceptions – to highlight his year.

During his sophomore season, Coakley turned in a career-high 20 tackles for lost yardage during the regular season. He also forced four regular season fumbles and added three more in the playoffs while helping the Mountaineers to an 8-3 regular season mark and a trip to the NCAA postseason. The year ended with a second-round playoff defeat at the hands of Boise State.

As a freshman in 1993, Coakley recorded his top two career individual tackle games with 24 stops at VMI and 21 tackles at The Citadel. He set a school record for tackles by a freshman with 159.

Prior to attending Appalachian State, Coakley spent a year at Fork Union Military Academy, where he captained the 1992 team and was named the defensive MVP.

A native of Mt. Pleasant, SC, Coakley graduated from Wando High School, where he earned four letters in football. He was the team's Most Valuable Player twice and was twice named all-conference as a defensive back. Coakley posted 295 tackles in his final two years of high school ball and was named his school's athlete of the year as a senior. He also lettered in wrestling.

Coakley majored in communications and advertising at Appalachian State and worked in the school's sports information office as an undergraduate.

## COAKLEY'S APPALACHIAN STATE TOTALS

Year	Tackles			Sacks	QB Press.	Tkl/ Loss	Passes Def.	For. Fum.	Fum. Rec.
	Solo	Ast.	Tot.						
1993	90	69	159	1.0	4	3	2	1	2
1994	77	64	141	8.0	20	9	5	4	2
1995	90	60	150	0.0	11	11	8	6	0
1996	88	78	166	4.0	13	1	3	2	1
Totals	345	271	616	13.0	48	24	18	13	5

## Pass Interceptions

Year	No.	Yds.	Avg.	Long	TD
1993	1	10	10.0	10	0
1995	2	46	23.0	27	0
1996	1	0	0.0	0	0
Totals	4	56	14.0	27	0



## Steve Scifres

**Tackle/Guard**

**6'4" ★ 300 ★ 1/22/72**

**Wyoming**

**D-3b for '97**



Throughout his four-year career at the University of Wyoming, Steve Scifres (SIGH-furs) was the picture of durability, consistency and production. Scifres started 47 straight games for the Cowboys – every game of his college career – and along the way, he became perhaps the finest offensive lineman in school history. He permitted just four sacks on 1,216 pass plays during his career, with two of those occurring in his freshman season and one each in his sophomore and junior seasons.

Because of his experience playing in a high powered offensive attack, the Dallas coaches feel Scifres is prepared to enter the NFL from the stand point of being a complete pass blocker. He is a student of the game who understands the angles involved in blocking for both the pass and the run. A very versatile athlete who can play tackle,



guard or center, Scifres will most likely get his early NFL work at the same tackle position he played in college. He was the 16th offensive lineman selected in the 1997 NFL Draft.

Scifres' outstanding size, athletic ability and competitiveness enabled him to become a central figure in one of the most explosive offensive systems in the recent history of college football. In his four years as a starter at Wyoming, the Cowboys finished in the top 15 in total offense each season.

As a senior, Scifres earned the distinction of being one of 13 semi-finalists for the 1996 Outland Trophy. He was named first-team All-America by the Football Writers of America while earning second-team All-America recognition from the Associated Press. A solid leader throughout his career, Scifres was a tri-captain for the 1996 Cowboys squad that closed the year ranked third in the NCAA in total offense. Scifres' outstanding ability as a pass blocking right tackle also helped Wyoming become the NCAA's top ranked passing offense in the country – averaging 359.2 yards-per-game. Following his senior season, Scifres was named first-team All-Western Athletic Conference for the third consecutive year. The Cowboys compiled a 10-1 regular season record and won the WAC's Pacific Division. Wyoming finished the year ranked 22nd in the A.P. Poll after falling to Brigham Young (28-25) in overtime of the WAC Championship game.


Scifres earned honorable mention All-America honors from the A.P. and U.P.I. following a junior year in which the Cowboys compiled a 6-5 mark. In helping the Cowboys offense to a final NCAA ranking of No. 12, he earned his second selection to the All-Western Athletic Conference Team.

As a sophomore, he made the successful switch to right tackle – moving over from the left guard spot he held as a freshman. A 1994 All-WAC first-team selection, Scifres played a key role in Wyoming's 10th ranked offense.

After a redshirt season in 1992, Scifres was named the 1993 WAC Freshman of the Year, marking the first time in conference history that an offensive lineman had won that award. An honorable mention all-conference pick as a freshman, he started 12 games at left guard on a Wyoming squad that finished 8-4, won the WAC title and fell to Kansas State in the Copper Bowl.

A native of Colorado Springs, Scifres attended Mitchell High School where he was a two-way tackle and the city's Player of the Year as a senior in 1989. While in high school, Scifres was also a standout wrestler. Following his high school career, Scifres attended the Air Force Academy Prep School (1990-1991) before enrolling at Wyoming.

Scifres was a psychology major at Wyoming. His older brother, Jim was an offensive guard at Wyoming (1986-1990) and a two-time All-WAC Academic Team selection.



## Kenny Wheaton

**Cornerback**

**5'10" ★ 190 ★ 3/8/75**

**Oregon**

**D-3c for '97**



The Cowboys hope Kenny Wheaton can have some of the success that the last defensive back Dallas drafted out of the University of Oregon had in the NFL. In 1964, the Cowboys drafted Mel Renfro out of Oregon, and he later became the club's all-time leader in interceptions (with 52) and kickoff return average (26.4 yards). He was selected to the Pro Bowl in each of his first 10 seasons in the league, and he was inducted in the Pro Football Hall of Fame in 1996.

That might be shooting a little high right now, but Wheaton has been setting records and winning awards at every stop on his climb up the football ladder. During his Oregon career, he gained 380 yards on interception returns, breaking the school's 49-year old



record of 298 yards by Jake Leicht (1945-47). In addition, Wheaton was a big-play corner for the Ducks, posting an interception return for a touchdown of 70-or-more yards in each of his three seasons. His 10 career interceptions show the soft hands a cornerback needs, but his 194 tackles, including a team-high 73 as a senior, are evidence of his strong ability to defend against the run.

An All-Pac 10 selection as a senior, Wheaton started all season at left cornerback and led the team with 73 tackles. He also broke up a career-high 15 passes, including two interceptions. In the season opener against Fresno State, Wheaton's 70-yard interception return for a touchdown gave the Ducks' a 30-27 win. He went on to collect a career-high 16 tackles against Arizona State and had eight tackles against UCLA. In the season-finale against cross-state rival Oregon State, Wheaton closed out his career with 12 tackles and a fumble recovery in the Ducks' 49-13 win.

Wheaton's 72 tackles and five interceptions as a junior earned him second-team All-America honors from the Football Writers Association and *Football News*. He started 10 games and added two sacks and five tackles behind the line of scrimmage to his other totals. In a 27-20 win over Utah, Wheaton recorded seven tackles, a sack, a forced fumble and an interception. He collected eight tackles in a 34-31 win over Illinois, and he came back with nine tackles and an interception in the Ducks' 38-31 win over UCLA. He returned an interception 71 yards for a touchdown against Pacific, and then had a 20-yard interception return against California. He broke up two passes and had eight tackles in a 26-7 win over Washington State. Wheaton saved his best for last with seven tackles, two passes defensed, a sack and two tackles behind the line of scrimmage against Oregon State. He added an interception and four tackles against Colorado in the Freedom Bowl.

After redshirting as a freshman, Wheaton was a second-team All-Pac 10 selection as a sophomore on Oregon's Pac 10 Championship team. He twice earned Pac 10 defensive player of the week honors and was a recipient of the Casanova Award, given to the team's top first-year player. Wheaton saw action in every game while moving between free safety and right cornerback. He went on to finish fifth on the team with 60 tackles, and he intercepted four passes for 157 yards in returns. Despite participating in just four plays in his first game for the Ducks, he posted three tackles in a 58-16 win over Portland State. In one of his two starts at right cornerback, he had a 97-yard interception return for a touchdown in a 31-20 win over Washington. It was the longest return by an Oregon player since a 99-yard return by Ken Klein against Air Force in 1966. He also came up with a 34-yard interception return against Southern Cal. and he logged nine tackles to go along with an interception against California. He posted a season-high 11 tackles and an interception in a 34-10 win over Arizona State. He added seven tackles and broke up two passes against Penn State in the Rose Bowl.

Wheaton is the seventh player in University of Oregon history to be drafted by the Cowboys and the first since Bill Musgrave in 1991. He is the third defensive back Dallas has drafted from Oregon, joining H.D. Murphy and Mel Renfro, who were both drafted in 1964. Wheaton was taken in the third round (94th overall), the highest Dallas has drafted a Duck since Mike Walter was taken in the second round in 1983.

An all-state selection at McClintock High School in Phoenix, AZ, Wheaton led the team with 97 tackles as a senior strong safety and earned *Mesa Tribune* Area Defensive Player of the Year honors. He also added 669 yards and 10 touchdowns as a running back. He was a sociology major at the University of Oregon.

## WHEATON'S OREGON TOTALS

Year	Tackles			Sacks	Tkl/ Loss	Passes Def.	For. Fum.	Fum. Rec.
	Solo	Ast.	Tot.					
1994	34	19	53	0.0	2(-12)	5	0	0
1995	47	21	68	2.0	4(-12)	5	1	0
1996	46	27	73	1.0	1(-9)	15	0	1
Totals	127	67	194	3.0	7(-33)	25	1	1
Interceptions								
Year	No.	Yds.	Avg.	Long	TD			
1994	4	157	39.3	97f	1			
1995	4	107	26.8	71f	1			
1996	2	95	47.5	70f	1			
Totals	10	359	35.9	97f	3			





# Antonio Anderson

**Defensive Tackle**  
**6'6" ★ 318 ★ 6/4/73**  
**Syracuse**  
**D-4a for '97**



Dallas coaches were looking for defensive line depth when they drafted what they considered a steal in defensive tackle Antonio Anderson from Syracuse in the fourth round (101st overall). Anderson has superb quickness and exceptional lateral agility. He is an instinctive athlete who is a dangerous pass rusher and an effective run-stopper.

As a senior, Anderson finished with 45 tackles, four sacks, 27 quarterback pressures, nine tackles for losses and three forced fumbles. He opened the season with six stops, half a sack and four pressures against North Carolina. He totaled six tackles, four pressures, a sack and a forced fumble against Virginia Tech. Anderson tied his career-high with seven tackles and a season-high two sacks at Boston College, and he recorded five tackles, seven pressures and a tackle for a loss against Army. In the Orangemen's Liberty Bowl game against Houston, he totaled three tackles.

Anderson started six games at left tackle and two games at right tackle as a junior, finishing with a team-high eight quarterback pressures, 42 tackles, three and a half sacks, three tackles for losses, two fumble recoveries and a pass defended. He totaled four tackles and a fumble recovery at Rutgers, and he posted six tackles against West Virginia. Anderson registered five stops and a pair of pressures at Virginia Tech before recording a career-high seven tackles, including a stop behind the line of scrimmage, at Pittsburgh. Against Boston College, he got to the Eagles' quarterback to record a career-high two and a half sacks, and he recorded three tackles and a tackle for a loss in the season finale at Miami. Anderson was in on two tackles in the Gator Bowl against Clemson.

Anderson played in every game as a reserve left tackle his sophomore season, recording 17 tackles, two tackles for losses and a sack. He opened the year with two tackles against Oklahoma, and he totaled a season-high five tackles, a sack and a quarterback pressure against Virginia Tech. He collected four tackles, a tackle for a loss, a pressure and a fumble recovery at Temple.

As a redshirt freshman in 1993, Anderson played in every game, starting three and posting 13 tackles and a sack. He posted a pair of tackles and registered his first career sack against Ball State in the season opener. He totaled a season-high four stops, including one for a loss, at Pittsburgh.


Anderson was a *Super Prep* All-America and All-Northeast selection as a senior at Milford, CT, Academy, where he recorded 90 tackles, 30 tackles for a loss, 13 sacks and three blocked punts. He was a two-way lineman at Midwood High School in Brooklyn, NY, before transferring to Milford. Anderson is one of 14 children, and he has three cousins who have played pro sports - Stanford Jennings (former Cincinnati Bengals running back), Keith Jennings (Chicago Bears tight end) and John Salley (Miami Heat forward - NBA).

#### ANDERSON'S SYRACUSE TOTALS

Year	Tackles			Sacks	QB Press.	Tkl/Loss	Passes Def.	For. Fum.
	Solo	Ast.	Tot.					
1993.....	13	0	13	1.0	1(-4)	1	0	0
1994.....	11	6	17	1.0	2(-9)	4	0	0
1995.....	24	18	42	3.5	3(-11)	8	1	0
1996.....	25	20	45	4.0	9(-20)	27	2	3
Totals.....	73	44	117	9.5	15(-44)	40	3	3

#### SINGLE GAME BESTS

Tackles - 7 @ Pittsburgh, 11/11/95; and @ Boston College, 10/26/96  
 Sacks - 2.5 vs. Boston College, 11/18/95



## Macey Brooks

**Wide Receiver**

**6'5" ★ 220 ★ 2/2/75**

**James Madison**

**D-4b for '97**



With the selection of Macey Brooks in the fourth-round (127th overall), the Cowboys have landed a receiver with the size and strength to win battles against cornerbacks and safeties when the football is up for grabs. At 6-5, 220-pounds, Brooks not only has the size to protect the ball from opposing defenders, but also has the ability to be an effective blocker for Emmitt Smith in the running game. Brooks has displayed enough athletic ability to have been selected in both the NFL and Major League Baseball Draft.

In four years at James Madison, Brooks worked his way into the record book in every category for a receiver. His 2,014 career receiving yards made him just the third receiver in school history to top the 2,000 yard mark for a career, joining David McLeod and Gary Clark. His 118 career receptions left him fourth in school history, and with 25 career touchdown grabs, he broke McLeod's school mark of 21.

An All-Yankee Conference selection as a senior, Brooks led the team with 828 receiving yards, becoming just the third Dukes receiver to gain over 800 yards in a season. He finished second on the team with 56 catches, and his 14 receiving touchdowns shattered the school record of eight in 1991. The 14 touchdowns and 84 points tied the school record for total touchdowns and points in a season set by Kenny Sims in 1992.

Brooks opened the season with a 50-yard touchdown grab against Shippensburg. His eight receptions in a 24-10 win over McNeese State were a career-high, and the total included three touchdown grabs, tying Clark's school record for touchdown receptions in a game. The very next week against Boston University, Brooks came back to tie the record again with three more scores. He hauled in five passes for 121 yards, including a 39-yard score, against New Hampshire, and he had a pair of grabs for 62 yards and a touchdown against Maine, giving him a touchdown catch in each of the first five games of the season. He added seven receptions for 74 yards against William and Mary and followed with a career-long 72-yard touchdown against Northeastern. He closed out his James Madison career with seven catches for a season-high 127 yards and two touchdowns against Villanova, his third multiple touchdown day of the season.

As a junior, Brooks was third on the team with 32 grabs for 542 yards and second on the club with six touchdowns. He had a reception in every Dukes game and had four or more in five games. He opened the season with a 42-yard touchdown grab against Morgan State and added a nine-yard touchdown reception against McNeese State. He followed that with four catches for 87 yards and a pair of scores, including a 36-yarder with 0:37 left, in a 38-31 win over Boston University. He set up a score with a 51-yard catch against Richmond before hauling in a season-long 68-yard touchdown in a 27-13 win over Northeastern.

Brooks led the team with 552 receiving yards and five touchdowns as a sophomore, and he was second on the team with 26 receptions. His 21.2 yards-per-catch average was the second best mark in school history, and he had at least two receptions in 12 of James Madison's 13 games, including playoffs. In his first game as a starter, he had a 20-yard touchdown catch against Buffalo and followed that with three receptions for 72 yards and a 19-yard touchdown against New Hampshire. He gained a career-high 135 yards on four receptions, including 56- and 50-yard touchdown grabs, in a 24-22 victory over Middle Tennessee State. He added a 30-yard touchdown catch against Villanova and a 38-yard scoring catch against Troy State in the NCAA Division I-AA playoffs. He posted 109 yards on five catches against Marshall in the second round of the playoffs.



As a true freshman, Brooks saw action in 10 games, logging four catches for 92 yards. He had a season-long 54-yard reception against New Hampshire.

A three-year letterman with the baseball team as an outfielder, Brooks was twice selected in the Major League Baseball Draft. The San Francisco Giants selected him in the second round of the 1993 draft as a high school senior, and the Kansas City Royals selected him in the 55th round of the 1996 draft. He started 119-of-145 games during his three-year career. As a junior, he started 51-of-55 games and hit .298 with 13 doubles, three triples, five home runs and 34 RBIs. In 1995, he played for the Dukies' 42-17 NCAA playoff team and hit .266 with 10 doubles, one triple, five home runs and 27 RBIs. As a freshman, he hit .307 with seven doubles, four triples, four home runs and 21 RBIs for the Dukies' 40-19-1 squad.

A four-sport letterman (football, basketball, baseball and track) at Kecoughtan High School in Hampton, VA, Brooks was an all-area, all-district and all-region selection as a senior, recording 27 receptions for 620 yards and eight touchdowns. He was an all-district pick in baseball and led his team to the state finals. He was selected the defensive MVP of the basketball team while helping lead that squad to the regional title.

Barry Macey Brooks majored in health sciences at James Madison, and he is the first player from James Madison to have been drafted by the Cowboys.

## BROOKS' JAMES MADISON TOTALS

Year	Receiving			Long	TD
	No.	Yds.	Avg.		
1993	4	92	23.0	54	0
1994	26	552	21.2	56l	5
1995	32	542	16.9	68l	6
1996	56	828	14.8	72l	14
Totals	118	2,014	17.1	72l	25

## SINGLE GAME BESTS

Receptions - 8 @ McNeese State, 9/14/96  
 Yards Receiving - 135 vs. Middle Tennessee State, 9/10/94  
 Long Reception - 72l vs. Northeastern, 11/2/96  
 Touchdowns - 3 @ McNeese State, 9/14/96; and vs. Boston University, 9/21/96



## Nicky Sualua

**Fullback**

**5'11" ★ 257 ★ 4/15/75**

**Ohio State**

**D-4c for '97**



For several years, the Cowboys have been searching for a powerful blocker to back-up Daryl Johnston at fullback. With the selection of Nicky Sualua, one of the most physical and aggressive blockers in the college game, Dallas hopes to have filled that role. Dallas scouts considered Sualua one of the most effective run blockers they had ever evaluated at the college level.

Much like Johnston, Sualua has built his reputation with the work he does for the ball carrier, not as the ball carrier. A battering ram of a player at 5-11, 257-pounds, Sualua is a tough, hard-nosed blocker who eagerly leads the charge up the middle. Because of his size and speed, he is also able to effectively stop a linebacker or defensive end when called upon in pass protection. Despite receiving limited opportunities to carry the ball, Sualua averaged 5.5 yards-per-carry for his college career on teams that amassed a 20-6 record while he was in the lineup.

Sualua, who was ruled academically ineligible as a senior, started the final 10 games of his junior year (1995) and finished with 106 yards on 18 carries (5.9 avg.). He also hauled in 17 passes for 129 yards and a pair of touchdowns. He brought down a defensive tackle to spring Heisman Trophy winner Eddie George for a seven-yard touchdown run and had a career-long 22-yard touchdown catch in a 30-20 win over Washington. He followed that with three carries for 34 yards (11.3 avg.) and an 11-yard touchdown catch



in a 54-14 win over Pittsburgh. In a 27-16 win over Wisconsin, Sualua picked up 41 yards on four attempts (10.3 avg.) and delivered a key block on the defensive end to get George into the end zone. Sualua had a career-high five receptions for 57 yards against Michigan while leveling linebacker Jerald Irons on a 19-yard touchdown pass from Bobby Hoying-to-Buster Tillman.


After redshirting as a freshman, Sualua started the final eight games of his sophomore season and picked up 106 yards on 18 carries (5.9 avg.) and 70 yards on seven receptions. He had a pair of rushes for 15 yards and opened a huge hole for Jermon Jackson's 14-yard touchdown run in a 52-0 shutout of Houston. In his first career start, he snatched two passes for 13 yards against Illinois. He took down linebacker Reggie Garnett upfield with a vicious forearm shot as George raced past en route to a 76-yard scoring scamper in a 23-7 triumph over Michigan State. Sualua had two carries for 23 yards and upended linebacker Pete Monty to kill a blitz as Hoying fired a 78-yard scoring strike to Chris Sanders in a 24-3 victory over Wisconsin. He added 35 yards on a pair of receptions in a 22-6 win over Michigan. Against Alabama in the Citrus Bowl, Sualua had career-highs with six carries for 44 yards.

Sualua is the fifth player the Cowboys have drafted out of Ohio State, joining Jimmy Harris, Ron Springs, Vince Skillings and Doug Donley. He was one of seven Buckeyes taken in the 1997 NFL Draft. Donley and Skillings, who were drafted in 1981, were the last players the Cowboys have taken from Ohio State.

A standout fullback and defensive end at Mater Dei High School in Santa Ana, CA, Sualua managed to rush 85 times for 563 yards (6.6 avg.) and nine touchdowns as a senior despite missing five games with a high ankle sprain. He scored six times in the opening round of the state playoffs. As a sophomore, he helped the team to a 13-1 record and the state title. As a senior, he also won the state weightlifting title. He was a mathematics major at Ohio State.

## SUALUA'S OHIO STATE TOTALS

Rushing						Receiving					
Year	No.	Yds.	Avg.	Long	TD	Year	No.	Yds.	Avg.	Long	TD
1994	19	96	5.1	14	0	1994	7	70	10.0	21	0
1995	18	106	5.9	22	0	1995	16	128	8.0	22t	2
Totals	37	202	5.5	22	0	Totals	23	198	8.6	22t	2



## Lee Vaughn

**Cornerback**

**5'11" ★ 184 ★ 11/27/74**

**Wyoming**

**D-6 for '97**



A very physical defensive back who loves contact, Lee Vaughn will be given an opportunity to earn a roster spot with the Cowboys as a cornerback. His aggressiveness and hitting ability will also make him a solid candidate to be an immediate contributor to the Dallas special teams.

Vaughn is one of the more versatile athletes selected by the Cowboys in last spring's draft. He excelled at the free safety position as a sophomore at Wyoming before moving to cornerback, where he earned all-conference recognition in his final two years.

His nose for the ball and instinctive tackling ability are evident in his career tackle numbers – accounting for 210 stops in his final three years. He also registered five career interceptions, and 27 pass deflections, in the wide-open Western Athletic Conference.

As a senior in 1996, Vaughn earned first-team All-WAC honors as the Cowboys starting right cornerback. He recorded career-high numbers for total tackles (75), solos tack-



les (51) and fumble recoveries (2). Vaughn was a key player in a Wyoming defense which helped the Cowboys compile a 10-1 regular season record and claim the WAC's Pacific Division Championship. Wyoming finished the year ranked 22nd in the A.P. Poll after falling to Brigham Young (28-25) in overtime in the WAC Championship game.

Vaughn was an honorable mention All-WAC selection as a junior in 1995 after making the switch to cornerback from the free safety position he played in his first two collegiate seasons. The Cowboys compiled a 6-5 mark as Vaughn posted career-best numbers for interceptions (3), passes defended (14) and tackles for lost yardage (3) – for a hefty 61 yards in losses.

In his first year as a full-time player, Vaughn started 11 games at free safety as a sophomore in 1994. He registered 65 tackles and an interception in helping Wyoming to an 8-4 record, the WAC title and a Copper Bowl berth against Kansas State.


A product of Cheyenne, WY, East High School, Vaughn earned 10 letters in football, basketball and track and was one of the state's most celebrated high school athletes. As a senior, he was an all-state defensive back and return specialist and was named the 4-A Back of the Year. At the close of his senior year in 1992, he set state records in the 100 and 200 meters, while also breaking a state long jump record that had been on the books since 1963. Vaughn capped an outstanding high school career by being named the winner of the Milward Simpson Award which is given annually to the outstanding prep athlete in the state of Wyoming.

A business administration major at Wyoming, Vaughn was born in Little Rock, AR.

## VAUGHN'S WYOMING TOTALS

Year	Tackles			Sacks	Tkl/ Loss	QB Press.	Passes Def.	For. Fum.
	Solo	Ast.	Tot.					
1993.....	9	1	– 10	0.0	0	0	0	0
1994.....	41	24	– 65	0.0	0	3	0	0
1995.....	38	32	– 70	1.0	3(-61)	14	1	0
1996.....	51	24	– 75	0.0	1(-1)	10	0	2
Totals.....	139	81	– 220	1.0	4(-62)	27	1	2

Year	No.	Interceptions			TD
		Yds.	Avg.	Long	
1994.....	1	10	10.0	10	0
1995.....	3	-4	-1.3	0	0
1996.....	1	0	0.0	0	0
Totals.....	5	6	1.2	10	0



## Omar Stoutmire

### Safety

5'11" ★ 198 ★ 7/9/74

Fresno State

D-7 for '97



When the Cowboys drafted Omar Stoutmire in the seventh round (224th overall) of the 1997 draft, they were looking for a player that could provide depth in the secondary and contribute on special teams. The Cowboys coaches believe that Stoutmire is that player. He is a hard-hitting safety with good sideline-to-sideline range, and he supports the run effectively. His willingness to sacrifice his body and his athleticism will make him a good special teams contributor. Stoutmire is only the third Fresno State player – first Fresno State defensive player – ever drafted by Dallas, and the first since Kevin Sweeney was taken in the seventh-round of the 1987 NFL Draft.

Stoutmire was an All-Western Athletic Conference choice as a senior strong safety after recording 87 tackles, two tackles for losses, a pass defended and a quarterback



pressure. He tallied 11 tackles at Auburn, the first of four double-digit tackle games on the seasons, and he had nine stops against San Jose State. One week later, he totaled 15 tackles at Wyoming. After registering 12 tackles against Colorado, he totaled 15 stops at San Diego State in the season finale.

As a junior, Stoutmire established a school and conference record for tackles in a season with 198, averaging 16.5 tackles-per-game. For the season, he reached double figures in tackles in 11-of-12 games. He also recorded three pressures, two interceptions, two passes defended, a tackle for a loss, a fumble recovery and a forced fumble. Playing free safety for the first time after two seasons at strong safety, Stoutmire opened the season with nine tackles against Northeast Louisiana before registering 18 stops at California and against Pacific. He followed those two huge efforts with a career-high 24 stops at Utah and 23 tackles at UCLA, totaling 92 tackles in the first five games of the season. He finished the year with a 19-tackle effort at Wyoming and a 20-tackle effort against BYU.

Stoutmire finished fourth on the team with 80 tackles and led the team with five sacks on his way to honorable mention All-WAC honors as a sophomore. He was second on the squad with eight passes defended and three fumble recoveries despite missing nearly three full games late in the season with an ankle injury. He tallied 12 tackles in the season opener against Ohio State. He then totaled 12 stops against Oregon State and 10 tackles at Hawaii in back-to-back weeks. He posted 13 tackles against Wyoming and 10 stops at Texas-El Paso.

As a true freshman in 1993, Stoutmire totaled 93 tackles, two interceptions, two tackles for losses, two passes defended, two forced fumbles, two fumble recoveries, a sack and a pressure as a strong safety. He registered 11 tackles against Oregon State before totaling nine stops and an interception at New Mexico. He was named WAC Defensive Player of the Week for his 20-tackle performance against Utah State. He then registered nine tackles in a victory over Texas-El Paso.

Stoutmire was a *Super Prep* All-America while earning All-Moore League and all-city honors at Poly High School in Long Beach, CA, where he played defensive back and tight end. Stoutmire was named Fresno State's Scholar-Athlete of the Year in 1993.

#### STOUTMIRE'S FRESNO STATE TOTALS

Year	Tackles		Tot.	Sacks	Tkl/ Loss	QB Press.		For. Fum.	INT
	Solo	Ast.				Press.	Def.		
1993	47	46	93	1.0	2(-8)	1	2	2	2
1994	43	37	80	5.0	2(-2)	3	8	3	1
1995	111	87	198	0.0	1(-4)	3	2	1	2
1996	51	36	87	0.0	2(-10)	1	1	0	0
Totals	252	206	458	6.0	7(-24)	8	13	6	5

## Rookie Free Agents

**Dwayne Chandler**, a 5-11, 233-pound fullback from Oklahoma, saw limited action as a runner his senior season, but finished the year with 81 yards on 24 carries. He was granted a medical hardship due to a knee injury in 1995 after gaining 139 yards with a pair of touchdowns on 38 carries. He was an All-Big Eight honorable mention as a sophomore after totaling 293 yards on 60 carries with 10 touchdowns. Chandler played in nine games as a freshman, totaling 112 yards and two touchdowns on 28 carries. He was a *Parade* All-America and two-time All-State selection at Aberdeen, MS, High School, where he ran for 1,561 yards as a senior and 3,810 yards with 51 touchdowns during his three-year career. Chandler, born March 11, 1973, majored in Communications at Oklahoma.

**Quincy Culberson**, a 6-1, 184-pound wide receiver from Jackson State, caught 40 passes for 638 yards (16.0 avg.) and seven touchdowns in 10 games as a senior. He caught five passes for 94 yards and two touchdowns against Tennessee State and seven passes for 140 yards and two touchdowns against Prairie View A&M. After being redshirted in 1994, he finished fourth on the team with 30 receptions for 464 yards (15.5) and four touchdowns as a junior. He appeared in every game as a



sophomore in 1993, making eight receptions for 116 yards. Culberson, born May 4, 1974, lettered in football at Provine High School in Jackson, MS, before majoring in Criminal Justice at Jackson State.

**Pat Fitzgerald**, a 6-2, 237-pound linebacker from Northwestern, was a consensus All-America and All-Big 10 selection as a senior after leading the Wildcats with 120 tackles, nine stops for losses, eight passes defended, two interceptions, two fumble recoveries and a forced fumble. As a junior, he was a unanimous All-America and All-Big 10 selection, the Big 10 Defensive Player of the Year, recipient of the Bronko Nagurski Award as college football's Top Defensive Player and recipient of the Chuck Bednarik Award as the nation's Defensive Player of the Year after tallying 130 tackles, nine tackles for losses, three sacks, two forced fumbles and an interception. He played in every game as a sophomore, finishing with 43 tackles, two tackles for losses, a forced fumble and a fumble recovery. He tallied three tackles in eight games as a true freshman in 1993. Fitzgerald, born Dec. 2, 1974, was an All-Chicago Area selection as a senior at Carl Sandburg High School in Orchard Park, IL, where he also lettered in baseball and basketball.

**Toby Gowin**, a 5-10, 167-pound punter from the University of North Texas, was an All-Big West first-team selection after finishing 15th in the nation with a 44.3 average on 89 punts (3,946 yards), including 27 punts of 50 yards or more as a senior. As a junior, he finished 19th in the nation with a 42.1 average on 78 punts (3,280) after earning Academic All-Southland Conference honors as a sophomore after averaging 36.1 yards on 49 punts. He punted 32 times as a freshman for a 36.3 yard average. Gowin was an all-state selection after averaging 38.5 yards-per-punt as a senior at Jacksonville, TX, High School. He also made 30-of-32 extra points and 5-of-8 field goal attempts. Gowin, born March 30, 1975, was twice named MVP of the Jacksonville soccer team.

**Rocky Henry**, a 6-0, 187-pound wide receiver from Utah, appeared in 10 games as a senior and caught 42 passes for 525 yards and five touchdowns. In his first season with Utah in 1995, he caught 55 passes for 866 yards and six touchdowns. He was a two-time all-conference receiver at Kemper Military Junior College, where he set a school record with four touchdowns receptions against Haskell College. Henry, born April 25, 1975, was a two-time all-district selection in football and basketball at Hickman, MO, High School. Rocky's father, Lloyd Henry, was an All-America receiver at Northeast Missouri before playing three years in the NFL with the Miami Dolphins and Washington Redskins.

**Keith Jackson**, a 6-1, 185-pound wide receiver from Wisconsin, played with the Albany Firebirds of the Arena Football League in 1995. He caught 13 passes for 204 yards (16.0 avg.) as a senior at Wisconsin in 1994. He also added 11 kickoff returns for 233 yards (21.2) and 38 punt returns for 292 yards (7.7) in his final collegiate campaign. As a junior, he led the team with 457 yards on 23 kickoff returns (19.9) while catching four passes for 67 yards (16.8). He was a Super Prep Top 100 Junior College pick in 1992 after totaling 30 catches for 600 yards and eight touchdowns for Snow, UT, College. Jackson, born Feb. 24, 1972, was a two-time All-Group III & IV selection at Edgewood, NJ, High School, and he was the recipient of the Maxwell Award, given to the top player in the Delaware Valley.

**Pat Kesi**, a 6-3, 319-pound guard from Washington, started at weakside guard as a senior in 1995, helping the Huskies average 231.8 passing yards-per-game while registering 65 knockdown blocks. As a junior, he started at strongside guard, paving the way for an offense that finished second in the PAC-10 Conference in rushing (183.6 rushing yards-per-game). He appeared in every game, starting three, as a sophomore after playing in every game as a reserve guard as a redshirt freshman. Kesi, born Sept. 10, 1973, was a USA Today All-America and two time all-state and All-OIA selection during his four-year career at Farrington High School in Honolulu, HI, where he also lettered in track.



**Max Knake**, a 6-1, 205-pound quarterback from Texas Christian University, went to training camp with the Winnipeg Blue Bombers in the CFL in 1996, but he was released prior to the season. Knake rewrote the TCU passing record books during his four years as a Horned Frog, establishing TCU career records for touchdown passes (49), completions (622) and passing yardage (7,370), among others. As a senior, he completed 199-of-369 passes for 2,237 yards, 10 touchdowns and 13 interceptions. He was 184-of-316 for 2,624 yards, 24 touchdowns and seven interceptions as a junior. He finished 207-of-357 for 2,130 yards with 12 touchdowns and 14 interceptions as a sophomore and 32-of-73 for 379 yards with three touchdowns and three interceptions as a freshman. As a senior at McKinney, TX, High School, he passed for 2,955 yards and 33 touchdowns. Knake (pronounced nah-KEE) was born on April 11, 1973.

**Kevin Mathis**, a 5-9, 172-pound cornerback from East Texas State, finished his senior campaign with 48 tackles, 17 passes broken up, four interceptions, two tackles for losses and a sack while leading the team with 16 punt returns for a 9.7 average and 15 kickoff returns for a 24.9 average. As a junior, he totaled 55 tackles, 16 passes defended and six interceptions. He also registered 26 punt returns for a 10.4 average and 11 kickoff returns for a 24.6 average. He recorded 57 tackles, 13 passes defended, three interceptions and three forced fumbles as a sophomore. As a redshirt freshman, he contributed 64 tackles, 11 passes broken up, three interceptions and four fumble recoveries. Mathis, born April 9, 1974, was a two-time all-district honoree for Gainesville, TX, High School, where he also lettered in basketball and track.

**Singor Mobley**, a 5-11, 195-pound safety from Washington State, recorded 85 tackles, five sacks, three tackles for losses and a fumble recovery for the Edmonton Eskimos in the CFL in 1996. He totaled 62 tackles, three tackles for a loss, three fumble recoveries, a sack and an interception for Edmonton in 1995. As a senior at Washington State in 1994, Mobley registered 55 tackles, five passes defended, 1.5 tackles for losses, a fumble recovery and a forced fumble. He tallied 63 tackles, four tackles for losses, three passes defended, two sacks, two interceptions and two forced fumbles as a junior. He finished with 75 tackles, four passes defended, three tackles for losses and one interception, forced fumble and fumble recovery as a sophomore. As a freshman in 1991, he tallied 33 tackles, an interception, a forced fumble and half a tackle for a loss. Mobley, born Oct. 12, 1972, was the South Puget Sound League MVP-defensive back and co-MVP-running back as a senior at Curtis High School in Tacoma, WA, where he lettered three times each in football and track.

**Beau Morgan**, a 5-10, 192-pound running back from Air Force, was an All-WAC selection and Pacific Division Offensive Player of the Year after completing 95-of-180 passes for 1,210 yards and eight touchdowns and rushing 225 times for 1,498 yards and 18 touchdowns as a senior. His rushing totals established school and NCAA Division 1-A season-records for quarterbacks. He was an All-WAC selection as a junior after completing 90-of-169 passes for 1,165 yards and 12 touchdowns and rushing for 1,285 yards and 19 touchdowns on 229 carries. As a sophomore, he rushed for 600 yards on 140 carries with five touchdowns while completing 41-of-89 passes for 873 yards and five touchdowns. He started the final three games of his junior year. He started five games for the junior varsity team as a freshman. Morgan guided Trinity Christian Academy (Addison, TX) to state championships as a junior and senior and was named MVP of both championship games. For his high school career, he passed for over 5,000 yards and 70 touchdowns and rushed for 2,200 yards and 25 touchdowns. Morgan, born Aug. 4, 1975, has a two year commitment with the U.S. Air Force to serve before becoming a full-time NFL player.

**Mike Odumuyiwa**, a 6-6, 260-pound defensive end from Eastern Illinois, played semi-pro football for the Cook Cardinals in 1996. He did not play football at Eastern Illinois, but was a member of the Panthers basketball team. He started his basketball career at EIU as a walk-on in 1993, but went on to earn a scholarship prior to his sophomore season. He played out his career as an inside role player. Odumuyiwa helped Aurora West, IL, High School capture three straight basketball regional titles and was an All-Upstate Eight selection as a senior. He also lettered in football. Odumuyiwa (pronounced oh-DUE-me-wah) was born Jan. 9, 1974.





**Sean Simms**, a 6-2, 245-pound tight end from Nevada Reno, started nine games as a senior, catching 18 passes for 245 yards (13.6 avg.) and six touchdowns, including a 38-yard score against California and a 16-yard touchdown against Kent. As a junior, he totaled seven receptions for 97 yards (13.9) and started three games. He lettered twice at Santa Barbara, CA, City College before transferring to Nevada. Simms was an All-Channel League selection and County All-Star Game Most Valuable Player at Santa Barbara, CA, High School. Simms, born July 5, 1974, added all-league honors in baseball at Santa Barbara High.

**Brannon Simpson**, a 5-10, 190 pound punter from Grambling State, averaged 37.5 yards on 43 punts as a senior in 1995. After sitting out the 1993 season for academic reasons, he punted 45 times for a 38.2 average as a junior in 1994. He earned All-Southwestern Athletic Conference honors as a freshman after averaging 38.2 yards on 44 punts. He was a four-time all-district selection at Grambling, LA, High School, where he earned all-state honors after averaging 42.5 yards-per-punt as a senior. Simpson, born Dec. 20, 1972, also participated in track at Grambling High.

**Charles Talley**, a 5-11, 228-pound running back from Northern Illinois, rushed for 1,008 yards and 11 touchdowns on 241 carries as a senior, including 594 yards and six touchdowns in the final four games of the season. He was an All-Big West selection as a junior after totaling 1,540 yards and seven touchdowns on 285 carries to finish fifth among all NCAA Division 1-A running backs. He totaled 587 yards and nine touchdowns on 127 carries as a sophomore after carrying the ball eight times for 20 yards and a touchdown playing behind LeShon Johnson (currently with the Arizona Cardinals) as a freshman. Talley, born Feb. 12, 1974, was an all-state class AA selection after recording 1,104 yards and 17 touchdowns as senior at Northern High School in Pontiac, MI.

**Brad Thompson**, a 6-2, 320-pound guard from Oregon State, was the Beavers' most experienced lineman as a senior, and he helped three running backs rush for over 570 yards each in 1996. He started 11 games for OSU and participated in 706 offensive plays as a junior. As a sophomore, he played in 10 games, starting three, and participated in 236 plays as the Beavers' top reserve at guard. He participated in 135 plays in eight games as a true freshman in 1993. Thompson, born Feb. 19, 1974, was an all-district, All-East Texas and All-Cypress County selection as a senior at Carthage, TX, High School. Carthage recorded a 24-2 record during his final two seasons.

**T.J. Washington**, a 6-4, 335-pound tackle from Virginia Tech, started every game at right tackle as a senior and graded 80% for blocking consistency. He recorded a season-high nine knockdowns against Southwestern Louisiana. As a junior, he played in every game as a reserve right tackle after performing as a reserve right tackle and on special teams as a sophomore in 1994. He saw limited action in four games as a reserve guard during his redshirt freshman season in 1993. Washington, born July 1, 1974, was a two-time all-state Group A selection as a two-way lineman at Nandua High School in Melfa, VA.

**Brett Williams**, a 6-4, 263-pound defensive end from Clemson, started every game at weakside defensive end, recording 59 tackles, 4.5 sacks, eight tackles for losses and nine quarterback pressures. He started seven games at weakside outside linebacker as a junior, registering 27 tackles, five tackles for losses, seven pressures and half a sack. He totaled 31 tackles, nine tackles for losses, seven pressures, four sacks and two passes defended as a sophomore reserve defensive end. As a redshirt freshman in 1993, he was a reserve outside linebacker who made 28 tackles, six tackles for losses, five pressures, two passes defended and 2.5 sacks. Williams, born Oct. 15, 1973, was a *Super Prep* and *USA Today* All-America selection, while adding all-state, Most Valuable Defensive Player and Class 1-AAA Player of the Year honors at Dougherty High School in Albany, GA. He also averaged 10 points and 12 rebounds-per-game as a forward on the basketball team.



**Montrell Williams**, a 6-0, 193-pound defensive back from Idaho, recorded 36 tackles and a pass defended while starting nine games at free safety as a senior. He started the final five games of his junior season at right cornerback after starting the year as a wide receiver and being moved to running back before switching to defense. He totaled 31 tackles, five passes defended and two interceptions as a junior. He lettered twice as a running back at Sacramento, CA, Junior College before transferring to Idaho. He won the 1994 Big Sky Conference 100-meter, 200-meter and 4x100-meter relay titles. Williams, born April 2, 1974, was an all-metro and team MVP as a senior running back at Lindhurst High School in Marysville, CA.

**Marshall Young**, a 5-10, 195-pound kicker from Texas-El Paso, scored 47 points for the Miners as a senior in 1995, connecting on six-of-10 field goals and 29-of-29 extra point attempts. As a junior, he scored 49 points on 10-of-18 field goal attempts and 19-of-21 extra point attempts while punting 66 times for a 39.9 average. He led the team with 56 points on 11-of-13 field goal attempts and 22-of-23 PATs as a sophomore while also punting 41 times for a 39.0 average. He connected on eight-of-nine field goal attempts and 26-of-26 extra point attempts and punted 14 times for a 36.5 average during his freshman campaign. Young, born March 13, 1974, holds the Texas high school record by making 75-of-76 PATs during his career at McCollough High School in The Woodlands, TX. Young, a two-time Academic All-America, also converted 24-of-29 field goal attempts while earning all-state honors in football and soccer.

## 1997 Rookie and First-Year Roster

NO	NAME	POS	HGT	WGT	BIRTH-DATE	NFL EXP	COLLEGE	HOW ACQ.
96	Anderson, Antonio	DT	6-6	318	6/4/73	R	Syracuse	D4a-'97
19	Brooks, Macey	WR	6-5	220	2/2/75	R	James Madison	D4b-'97
13	Calicchio, Lonny	P	6-3	249	10/24/72	1	Mississippi	FA-'97
38	Chandler, Dwayne	FB	5-11	233	3/11/73	R	Oklahoma	FA-'97
52	Coakley, Dexter	LB	5-10	215	10/20/72	R	Appalachian State	D3a-'97
16	Culberson, Quincy	WR	6-1	184	10/1/73	R	Jackson State	FA-'97
3	Cunningham, Richie	K	5-10	167	8/18/70	1	S.W. Louisiana	FA-'97
58	Fitzgerald, Pat	LB	6-2	237	12/2/74	R	Northwestern	FA-'97
4	Gowin, Toby	P	5-10	167	3/30/75	R	North Texas	FA-'97
11	Henry, Rocky	WR	6-0	187	4/25/75	R	Utah	FA-'97
66	Hutson, Tony	G	6-3	313	3/13/74	1	N.E. Oklahoma St.	FA-'96
15	Jackson, Keith	WR	6-1	185	2/24/72	R	Wisconsin	FA-'97
74	Kalaniuvavu, Alai	G/C	6-3	315	10/23/71	1	Oregon State	FA-'97
68	Kesi, Pat	G	6-3	319	9/10/73	R	Washington	FA-'97
1	Kight, Danny	K	6-1	200	8/18/71	1	Augusta State	FA-'97
10	Knake, Max	QB	6-1	205	4/11/73	R	Texas Christian	FA-'97
89	LaFleur, David	TE	6-7	280	1/29/74	R	Louisiana State	D1-'97
23	Mathis, Kevin	CB	5-9	172	4/9/74	R	East Texas State	FA-'97
27	Mobley, Singor	S	5-11	195	10/12/72	R	Washington State	FA-'97
46	Mock, Kerry	LB	6-1	232	8/17/73	1	North Carolina	FA-'97
32	Morgan, Beau	RB	5-10	192	8/4/75	R	Air Force	FA-'97
76	Odumuyiwa, Mike	DE	6-6	260	1/9/74	R	Eastern Illinois	FA-'97
57	Parks, Odell	LB	6-2	250	9/5/72	1	Navarro J.C.	FA-'97
33	Perry, Jarvis	RB	6-0	205	2/3/69	1	Rowan	FA-'97
77	Scifres, Steve	G/T	6-4	300	1/22/72	R	Wyoming	D3b-'97
49	Simms, Sean	TE	6-2	245	7/5/74	R	Nevada Reno	FA-'97
7	Simpson, Brannon	P	5-10	190	12/20/72	R	Grambling	FA-'97
43	Stoutmire, Omar	S	5-11	198	7/9/74	R	Fresno State	D7-'97
45	Sualua, Nicky	FB	5-11	257	4/16/75	R	Ohio State	D4c-'97
44	Talley, Charles	RB	5-11	228	2/12/74	R	Northern Illinois	FA-'97
65	Thompson, Brad	G	6-2	320	2/19/74	R	Oregon State	FA-'97
37	Vaughn, Lee	CB	5-11	184	11/27/74	R	Wyoming	D6-'97
72	Washington, T.J.	T	6-4	335	7/1/74	R	Virginia Tech	FA-'97
30	Wheaton, Kenny	CB	5-10	190	3/8/75	R	Oregon	D3c-'97
67	Williams, Brett	DE	6-4	263	10/15/73	R	Clemson	FA-'97
36	Williams, Montrell	DB	6-0	193	4/2/74	R	Idaho	FA-'97
9	Young, Marshall	K	5-10	195	3/13/74	R	Texas-El Paso	FA-'97



## Dallas Cowboys 1997 Veterans Roster

NO	NAME	POS	HGT	WGT	BIRTH- DATE	NFL EXP	COLLEGE	HOW ACQ.
8	Aikman, Troy	QB	6-4	219	11/21/66	9	UCLA	D1-'89
73	Allen, Larry	G/T	6-3	326	11/27/71	4	Sonoma State	D2-'94
40	Bates, Bill	S	6-1	213	6/6/61	15	Tennessee	FA-'83
91	Benson, Darren	DT	6-7	308	8/25/74	3	Trinity Valley C.C.	S3-'95
86	Bjornson, Eric	TE	6-4	236	12/15/71	3	Washington	D4a-'95
29	Brice, Alundis	CB	5-10	178	5/1/70	3	Mississippi	D4b-'95
59	Campos, Alan	LB	6-3	236	3/3/73	2	Louisville	D5b-'96
98	Carver, Shante	DE	6-5	253	2/12/71	4	Arizona State	D1-'94
75	Casillas, Tony	DT	6-3	278	10/26/63	12	Oklahoma	FA-'96
87	Davis, Billy	WR	6-1	205	7/6/72	3	Pittsburgh	FA-'95
35	Davis, Wendell	CB	5-10	183	6/27/73	2	Oklahoma	D6-'96
63	Flannery, John	G/C	6-3	304	1/13/69	7	Syracuse	FA-'96
17	Garrett, Jason	QB	6-2	195	3/28/66	5	Princeton	FA-'93
56	Godfrey, Randall	LB	6-2	237	4/6/73	2	Georgia	D2b-'96
94	Haley, Charles	DE	6-5	260	1/6/64	12	James Madison	T(SF)-'92
64	Hannah, Shane	G	6-5	320	10/21/71	2	Michigan State	FA-'97
24	Harper, Roger	S	6-2	223	10/26/70	5	Ohio State	T(Atl)-'96
69	Hegamin, George	T	6-7	331	2/14/73	4	North Carolina St.	D3-'94
70	Hellestrae, Dale	G/C	6-5	291	7/11/62	13	SMU	T(Raid)-'90
95	Hennings, Chad	DT	6-6	291	10/20/65	6	Air Force	D11-'88
88	Irvin, Michael	WR	6-2	207	3/5/66	10	Miami, Fla.	D1-'88
48	Johnston, Daryl	FB	6-2	242	2/10/66	9	Syracuse	D2-'89
78	Lett, Leon	DT	6-6	295	10/12/68	7	Emporia State	D7-'91
90	Mack, Rico	LB	6-4	248	2/22/71	4	Appalachian St.	W(STL)-'97
31	Marion, Brock	S	5-11	197	6/11/70	5	Nevada-Reno	D7-'93
83	Miller, Anthony	WR	5-11	190	4/15/65	10	Tennessee	FA-'97
61	Newton, Nate	G	6-3	320	12/20/61	12	Florida A&M	FA-'86
84	Novacek, Jay	TE	6-4	234	10/24/62	13	Wyoming	PB(Pho)-'90
97	Pittman, Kavika	DE	6-6	267	10/9/74	2	McNeese State	D2a-'96
62	Renfro, Leonard	DT	6-3	308	6/29/70	3	Colorado	FA-'97
21	Sanders, Deion	CB/WR	6-1	195	8/9/67	9	Florida State	UFA(SF)-'95
50	Shiver, Clay	C	6-2	294	12/7/72	2	Florida State	D3a-'96
22	Smith, Emmitt	RB	5-9	209	5/15/69	8	Florida	D1-'90
26	Smith, Kevin	CB	5-11	190	4/7/70	6	Texas A&M	D1a-'92
55	Strickland, Fred	LB	6-2	251	8/15/66	10	Purdue	UFA(GB)-'96
51	Thomas, Broderick	DE	6-4	254	2/20/67	9	Nebraska	FA-'96
92	Tolbert, Tony	DE	6-6	263	12/29/67	9	Texas-El Paso	D4-'89
71	Tuinei, Mark	T	6-5	314	3/31/60	15	Hawaii	FA-'83
93	Ulufale, Mike	DT	6-4	284	2/1/72	2	Brigham Young	D3c-'96
34	Walker, Herschel	RB	6-1	225	3/3/62	12	Georgia	FA-'96
82	Watkins, Kendell	TE	6-1	282	3/8/73	3	Mississippi State	D2b-'95
42	Williams, Charlie	S	6-0	189	2/2/72	3	Bowling Green	D3-'95
79	Williams, Erik	T	6-6	328	9/7/68	7	Central State, OH	D3c-'91
20	Williams, Sherman	RB	5-8	202	8/13/73	3	Alabama	D2a-'95
80	Williams, Stepfret	WR	6-0	170	6/14/73	2	N.E. Louisiana	D3b-'96
18	Wilson, Wade	QB	6-3	208	2/1/59	17	East Texas State	FA-'95
28	Woodson, Darren	S	6-1	219	4/25/69	6	Arizona State	D2b-'92



# Cowboys All-Time Roster

## ASSISTANT COACHES

Alexander, Hubbard, 1989-96  
 Allen, Ermal, 1962-83  
 Armstrong, Neill, 1982-89  
 Avezzano, Joe, 1990-96  
 Bates, Jim, 1996  
 Berry, Raymond, 1968  
 Blake, John, 1993-95  
 Bolter, Craig, 1995-96  
 Brodsky, Joe, 1989-96  
 Campo, Dave, 1989-96  
 Dahms, Tom, 1960-62  
 Davis, Butch, 1989-94  
 Dimancheff, Babe, 1960-62  
 Ditka, Mike, 1973-81  
 Ecklund, Brad, 1960-63  
 Eddy, Jim, 1993-95  
 Erkenbeck, Jim, 1987-88  
 Ford, Robert, 1991-96  
 Franklin, Bobby, 1968-72  
 Gillman, Sid, 1972  
 Hackett, Paul, 1986-88  
 Hart, Tommy, 1996  
 Hickey, Red, 1964  
 Hoffman, Steve, 1989-96  
 Houck, Hudson, 1993-96  
 Hughes, Ed, 1973-76  
 Lavan, Al, 1980-88  
 Lowry, Alan, 1982-90  
 Mackovic, John, 1981-82  
 Meeks, Ron, 1991  
 Myers, Jim, 1962-86  
 Nolan, Dick, 1962-67, 1982-90  
 Pendergast, Clancy, 1996  
 Reeves, Dan, 1970-80  
 Renfro, Ray, 1968-72  
 Rhome, Jerry, 1989  
 Roy, Alvin, 1973-75  
 Shofner, Jim, 1983-85  
 Shula, Dave, 1989-90  
 Slowik, Bob, 1992  
 Solari, Mike, 1987-88  
 Stallings, Gene, 1972-85  
 Stautner, Ernie, 1966-88  
 Tubbs, Jerry, 1966-88  
 Turner, Norv, 1991-93  
 Wannstedt, Dave, 1989-92  
 Ward, Bob, 1976-89  
 Wise, Tony, 1989-92  
 Woicik, Mike, 1990-96  
 Zampese, Ernie, 1994-96  
 Zimmer, Mike, 1994-96

## PLAYERS

### A

50 Abrams, Bobby, LB, Michigan, 1992-93  
 21 Adams, David, RB, Arizona, 1987

26 Adderley, Herb, CB, Michigan State, 1970-72  
 23 Adkins, Margene, WR, Henderson J.C., 1970-71  
 34 Agee, Tommie, FB, Auburn, 1990-94  
 8 Aikman, Troy, QB, UCLA, 1989-96  
 36 Albritton, Vince, S/LB, Washington, 1984-91  
 87 Alexander, Ray, WR, Florida A&M, 1988-89  
 31 Allen, Gary, RB, Hawaii, 1983-84  
 73 Allen, Larry, G/T, Sonoma State, 1994-96  
 19 Alworth, Lance, WR, Arkansas, 1971-72  
 66 Andrie, George, DE, Marquette, 1962-72  
 81 Ankrum, Scott, WR, Texas Christian, 1989  
 10/35 Armstrong, Jimmy, DB, Appalachian State, 1987  
 81 Armstrong, Tyji, TE, Mississippi, 1996  
 64 Arneson, Jim, C/G, Arizona, 1973-74  
 78 Asher, Bob, T, Vanderbilt, 1970  
 76 Aughtman, Dowe, OL, Auburn, 1984  
 89 Awalt, Rob, TE, San Diego St., 1990-91

### B

33 Babb, Gene, LB/RB, Austin College, 1960-61  
 53 Babinecz, John, LB, Villanova, 1972-73  
 23 Bailey, Robert, CB, Miami, Fla., 1995  
 66 Baker, Jesse, DE, Jacksonville State, 1986  
 10 Baker, Jon, K, Arizona State, 1995  
 38 Baker, Sam, P/K, Oregon State, 1962-63  
 62 Baldinger, Brian, OL, Duke, 1982-84, 1986-87  
 87 Banks, Gordon, WR, Stanford, 1985-87  
 80 Barksdale, Rod, WR, Arizona, 1987  
 31 Barnes, Benny, DB, Stanford, 1972-82  
 80 Barnes, Gary, WR, Clemson, 1963  
 56 Barnes, Reggie, LB, Oklahoma, 1995  
 56 Barnes, Rodrigo, LB, Rice, 1973-74  
 81 Bateman, Marv, P, Utah, 1972-74  
 40 Bates, Bill, S, Tennessee, 1983-96  
 68 Batiste, Michael, DT/G, Tulane, 1995  
 46 Baynham, Craig, RB, Georgia Tech, 1967-69  
 11 Belden, Bob, QB, Notre Dame, 1969-70  
 91 Benson, Darren, DT, Trinity Valley C.C., 1995  
 20 Bercich, Bob, S, Michigan State, 1960-61  
 76 Bethea, Larry, DL, Michigan State, 1978-83  
 7 Beuerlein, Steve, QB, Notre Dame, 1991-92  
 36 Bielski, Dick, TE, Maryland, 1960-61  
 44 Bishop, Don, CB, CCLA, 1960-65  
 86 Bjornson, Eric, TE, Washington, 1995-96  
 24 Blackwell, Alois, RB, Houston, 1978-79  
 89 Blackwell, Kelly, TE, Texas Christian, 1993  
 46 Blake, Ricky, RB, Alabama A&M, 1991  
 28 Blount, Alvin, RB, Maryland, 1987  
 68 Boeke, Jim, T, Heidelberg, 1964-67  
 18 Boniol, Chris, K, Louisiana Tech, 1994-96  
 87 Borden, Nate, DE, Indiana, 1960-61  
 84 Borresen, Rich, TE, Northwestern, 1987  
 51 Braatz, Tom, LB, Marquette, 1960  
 77 Bradfute, Byron, T, Southern Mississippi, 1960-61  
 1 Brady, Kerry, K, Hawaii, 1987  
 53 Breunig, Bob, LB, Arizona State, 1975-84  
 21/23/29 Brice, Alundis, CB, Mississippi, 1995-96  
 43 Briggs, Greg, S, Texas Southern, 1995



- 63 **Brinkley, Lester**, DL, Mississippi, 1990  
 36 **Brinson, Larry**, RB, Florida, 1977-79  
 77 **Brock, Clyde**, DT, Utah State, 1962-63  
 99 **Brooks, Kevin**, DT, Michigan, 1985-88  
 44 **Brooks, Michael**, S, No. Carolina St., 1990  
 62 **Brotzki, Bob**, T, Syracuse, 1988  
 79 **Broughton, Willie**, DT, Miami, Fla., 1989-90  
 33 **Brown, Eric**, DB, Savannah State, 1989  
 59 **Brown, Guy**, LB, Houston, 1977-82  
 24 **Brown, Larry**, CB, Texas Christian, 1991-95  
 31 **Brown, Otto**, DB, Prairie View, 1969  
 59/50 **Brownlow, Darrick**, LB, Illinois, 1991, 1994  
 22 **Bullocks, Amos**, RB, Southern Illinois, 1962-64  
 15/89/82 **Burbage, Cornell**, WR, Kentucky, 1987-89  
 60 **Burkett, Jackie**, LB, Auburn, 1968-69  
 73 **Burnette, Dave**, T, Central Arkansas, 1987  
 57 **Burton, Ron**, LB, North Carolina, 1987-89  
 22 **Butler, Bill**, S, Tenn. Chattanooga, 1960

## C

- 60 **Caffey, Lee Roy**, LB, Texas A&M, 1971  
 57 **Campos, Alan**, LB, Louisville, 1996  
 52 **Cannon, Billy**, LB, Texas A&M, 1984  
 59 **Capone, Warren**, LB, Louisiana State, 1975  
 18 **Carano, Glenn**, QB, Nevada-Las Vegas, 1977-83  
 17 **Carmichael, Harold**, WR, Southern, 1984  
 10 **Carrell, Duane**, P, Florida State, 1974  
 75 **Carter, Jon**, DT, Pittsburgh, 1989  
 96 **Carver, Shante**, DE, Arizona State, 1994-96  
 25 **Case, Scott**, S, Oklahoma, 1995  
 75 **Casillas, Tony**, DT, Oklahoma, 1991-93, 1996  
 79 **Cesario, Sal**, G, Cal. Poly SLO, 1987  
 85/89 **Chandler, Thornton**, TE, Alabama, 1986-89  
 72 **Cheek, Louis**, OL, Texas A&M, 1990  
 72 **Childress, Ray**, DT, Texas A&M, 1996  
 77 **Cisowski, Steve**, T, Santa Clara, 1987  
 42 **Clack, Darryl**, RB, Arizona State, 1986-89  
 83/17 **Clark, Mike**, K, Texas A&M, 1968-71, 1973  
 73 **Clark, Monte**, T, Southern California, 1962  
 37 **Clark, Phil**, DB, Northwestern, 1967-69  
 82 **Clarke, Frank**, TE/WR, Colorado, 1960-67  
 47 **Clinkscales, Dextor**, S, South Carolina State, 1980, 1982-85  
 59 **Cobb, Garry**, LB, Southern California, 1988-89  
 63 **Cole, Larry**, DL, Hawaii, 1968-80  
 41 **Coleman, Anthony**, DB, Baylor, 1987  
 44 **Coleman, Lincoln**, RB, Baylor, 1993-94  
 86 **Coleman, Ralph**, LB, No. Carolina A&T, 1972  
 10 **Collier, Reggie**, QB, Southern Mississippi, 1986  
 77 **Colvin, Jim**, DT, Houston, 1964-66  
 31 **Cone, Fred**, K, Clemson, 1960  
 54/53 **Connelly, Mike**, C, Utah State, 1960-67  
 40 **Conrad, Bobby Joe**, WR, Texas A&M, 1969  
 61 **Cooper, Jim**, OL, Temple, 1977-86  
 93 **Cooper, Reggie**, LB, Nebraska, 1991  
 68 **Cornish, Frank**, C, UCLA, 1992-94  
 85 **Cornwell, Fred**, TE, Southern California, 1984-85  
 84 **Cosbie, Doug**, TE, Santa Clara, 1979-88  
 44/81 **Courville, Vince**, WR, Rice, 1987  
 90 **Crockett, Willis**, LB, Georgia Tech, 1990  
 85 **Cronin, Gene**, LB, Pacific, 1960

- 62 **Cvercko, Andy**, G, Northwestern, 1961-62

## D

- 81 **Daniel, Tim**, WR, Florida A&M, 1993  
 45/21 **Daniels, Dick**, S, Pacific, Ore., 1966-68  
 87 **Davis, Billy**, WR, Pittsburgh, 1995-96  
 89 **Davis, Donnie**, WR, Southern, 1962  
 57 **Davis, Kyle**, C, Oklahoma, 1975  
 88 **Davis, Sonny**, LB, Baylor, 1961  
 35 **Davis, Wendell**, CB, Oklahoma, 1996  
 55 **Del Rio, Jack**, LB, Southern California, 1989-91  
 55 **DeOssie, Steve**, LB, Boston College, 1984-88  
 21 **Dennison, Doug**, RB, Kutztown State, 1974-78  
 83 **Deters, Harold**, K, No. Carolina State, 1967  
 26 **Dial, Buddy**, WR, Rice, 1964-66  
 51 **Dickerson, Anthony**, LB, Southern Methodist, 1980-84  
 71 **Dickson, Paul**, T, Baylor, 1960  
 76 **Diehl, John**, DT, Virginia, 1965  
 89 **Ditka, Mike**, TE, Pittsburgh, 1969-72  
 86/21 **Dixon, James**, WR/RB, Houston, 1989-91  
 34 **Doelling, Fred**, S, Pennsylvania, 1960  
 53 **Donaldson, Ray**, C, Georgia, 1995-96  
 83 **Donley, Doug**, WR, Ohio State, 1981-84  
 62 **Donohue, Leon**, G, Cal. State San Jose, 1965-67  
 67 **Donovan, Pat**, T, Stanford, 1975-83  
 83 **Doran, Jim**, WR, Iowa State, 1960-61  
 33 **Dorsett, Tony**, RB, Pittsburgh, 1977-87  
 34 **Douglas, Merrill**, RB, Utah, 1961  
 30 **Dowdle, Mike**, RB/LB, Texas, 1960-62  
 26 **Downs, Michael**, S, Rice, 1981-88  
 86 **Duckett, Kenny**, WR, Wake Forest, 1985  
 89 **Dugan, Fred**, WR, Dayton, 1960  
 52 **Duliban, Chris**, LB, Texas, 1987  
 37 **Dunn, Perry Lee**, RB, Mississippi, 1964-65  
 45 **Dupre, L.G.**, RB, Baylor, 1960-61  
 89 **DuPree, Billy Joe**, TE, Michigan State, 1973-83  
 78 **Dutton, John**, DL, Nebraska, 1979-86  
 71 **Dwyer, Mike**, DT, Massachusetts, 1987

## E

- 42 **Easmon, Ricky**, DB, Florida, 1985  
 79/77 **East, Ron**, DT, Montana State, 1967-70  
 52 **Edwards, Dave**, LB, Auburn, 1963-75  
 58 **Edwards, Dixon**, LB, Michigan State, 1991-95  
 81/87 **Edwards, Kelvin**, WR, Liberty, 1987-88  
 52 **Eidson, Jim**, G/C, Mississippi State, 1976  
 53 **Elam, Onzy**, LB, Tennessee State, 1989  
 2 **Elliott, Lin**, K, Texas Tech, 1992-93  
 31/27 **Everett, Thomas**, S, Baylor, 1992-93

## F

- 63 **Falls, Mike**, G, Minnesota, 1960-61  
 27 **Fellows, Ron**, CB, Missouri, 1981-86  
 54 **Feldings, Anthony**, LB, Morningside College, 1995  
 46 **Fishback, Joe**, S, Carson-Newman, 1993-94  
 73 **Fisher, Ray**, T, Eastern Illinois, 1960  
 62 **Fitzgerald, John**, C, Boston College, 1971-80  
 55 **Flaherty, Harry**, LB, Holy Cross, 1987  
 63 **Flannery, John**, G, Syracuse, 1996

## ALL-TIME ROSTER



- 82 Fleming, Cory, WR, Tennessee, 1994-95  
 45 Flowers, Richmond, S, Tennessee, 1969-71  
 80/83 Folkins, Lee, TE, Washington, 1962-64  
 85 Folsom, Steve, TE, Utah, 1987-90  
 80 Ford, Bernard, WR, Central Florida, 1989  
 46 Fowler, Todd, FB, Stephen F. Austin, 1985-88  
 38 Francis, Ron, CB, Baylor, 1987-90  
 32 Franckhauser, Tom, CB, Purdue, 1960-61  
 76 Frank, Bill, T, Colorado, 1964  
 23 Frazier, Derrick, CB, Texas A&M, 1996  
 71 Frederick, Andy, T, New Mexico, 1977-81  
 15 Fritsch, Toni, K, Vienna, Austria, 1971-73, 1975  
 79 Frost, Ken, DT, Kentucky, 1961-62  
 75 Fry, Bob, T, Kentucky, 1990-64  
 84 Fugett, Jean, TE, Amherst, 1972-75

## G

- 80 Gadsden, Oronde, WR, Winston-Salem, 1995  
 27 Gaechter, Mike, S, Oregon, 1962-69  
 39 Gainer, Derrick, RB, Florida A&M, 1992-93  
 89 Galbraith, Scott, TE, Southern California, 1993-94  
 29 Gant, Kenneth, CB, Albany St., 1990-94  
 17 Garrett, Jason, QB, Princeton, 1993-96  
 32 Garrison, Walt, RB, Oklahoma State, 1966-74  
 80 Gay, Everett, WR, Texas, 1988  
 35 Gent, Pete, WR/TE, Michigan State, 1964-68  
 67/63 Gesek, John, G, Cal. St.-Sacramento, 1990-93  
 11 Gibbs, Sonny, QB, Texas Christian, 1963  
 56 Godfrey, Randall, LB, Georgia, 1996  
 66 Gogan, Kevin, T, Washington, 1987-93  
 76 Gonzaga, John, DE, No college, 1960  
 83 Gonzalez, Leon, WR, Bethune, Cookman, 1985  
 44 Gowdy, Cornell, DB, Morgan State, 1986  
 71 Granger, Charlie, T, Southern, 1961  
 28 Granger, Norm, RB, Iowa, 1984  
 29/48 Green, Alex, CB, Indiana, 1987  
 61 Green, Allen, P/K, Mississippi, 1961  
 34 Green, Cornell, DB, Utah State, 1962-74  
 79 Gregg, Forrest, G/T, Southern Methodist, 1971  
 77 Gregory, Bill, DL, Wisconsin, 1971-77  
 21 Gregory, Glynn, WR/DB, Southern Methodist, 1961-62  
 64 Grottkau, Bob, G, Oregon, 1961  
 60 Guy, Buzz, G, Duke, 1960

## H

- 64 Hagen, Halvor, C/G, Weber State, 1969-70  
 94 Haley, Charles, DE, James Madison, 1992-96  
 38 Hall, Chris, S, East Carolina, 1993  
 60 Hamel, Dean, DT, Tulsa, 1989-90  
 63 Hannah, Shane, G, Michigan State, 1995  
 52 Hansen, Wayne, LB, Texas Wesleyan, 1960  
 54 Hardy, Darryl, LB, Tennessee, 1995  
 80 Harper, Alvin, WR, Tennessee, 1991-94  
 50 Harper, Dave, LB, Humboldt State, 1990  
 24 Harper, Roger, S, Ohio State, 1996  
 43 Harris, Cliff, S, Ouachita, 1970-79  
 86 Harris, Duriel, WR, New Mexico State, 1984  
 40 Harris, Jim, S, Oklahoma, 1961  
 80 Harris, Rod, WR, Texas A&M, 1990  
 22 Hayes, Bob, WR, Florida A&M, 1965-74

## I

- 88 Irvin, Michael, WR, Miami, Fla., 1988-96  
 60 Isbell, Joe Bob, G, Houston, 1962-65

## J

- 32 Jackson, Tim, S, Nebraska, 1989  
 83 Jackson, Willie, WR, Florida, 1994  
 53 Jax, Garth, LB, Florida State, 1986-88



- 77 **Jeffcoat, Jim**, DE, Arizona State, 1983-94  
 84 **Jennings, Keith**, TE, Clemson, 1989  
 37 **Jensen, Jim**, RB, Iowa, 1976  
 19 **Jett, John**, P, East Carolina, 1993-96  
 86 **Johnson, Butch**, WR, Calif.-Riverside, 1976-83  
 23 **Johnson, Mike**, CB, Kansas, 1966-69  
 64 **Johnson, Mitch**, G, UCLA, 1965  
 29 **Johnson, Undra**, RB, West Virginia, 1989  
 91 **Johnson, Walter**, DT, Pittsburgh, 1987  
 48 **Johnston, Daryl**, FB, Syracuse, 1989-96  
 51 **Jones, Dale**, LB, Tennessee State, 1987  
 39 **Jones, E.J.**, RB, Kansas, 1987  
 72 **Jones, Ed**, DE, Tennessee State, 1974-78, 1980-89  
 23 **Jones, James**, RB, Mississippi State, 1980-82, 1984-85  
 97 **Jones, Jimmie**, DL, Miami, Fla., 1990-93  
 55 **Jones, Robert**, LB, East Carolina, 1992-95  
 55 **Jordan, Lee Roy**, LB, Alabama, 1963-76

## K

- 57 **Keller, Mike**, LB, Michigan, 1972  
 60 **Kennard, Derek**, G, Nevada-Reno, 1994-96  
 60 **Ker, Crawford**, G, Florida, 1985-90  
 60 **Killian, Gene**, G, Tennessee, 1974  
 60 **Kiner, Steve**, LB, Tennessee, 1970  
 57 **King, Angelo**, LB, South Carolina State, 1981-83  
 73 **Kitson, Syd**, G, Wake Forest, 1984  
 79 **Klein, Dick**, T, Iowa, 1960  
 18 **Kosar, Bernie**, QB, Miami, Fla., 1993  
 35 **Kowalczyk, Walt**, RB, Michigan State, 1960  
 9 **Kupp, Craig**, QB, Pacific-Lutheran, 1991  
 67 **Kupp, Jake**, G, Washington, 1964-65  
 25 **Kyle, Aaron**, CB, Wyoming, 1976-79

## L

- 35 **Laidlaw, Scott**, RB, Stanford, 1975-79  
 38 **Lang, David**, RB, Northern Arizona, 1995  
 15 **Laufenberg, Babe**, QB, Indiana, 1989-90  
 25 **Lassic, Derrick**, RB, Alabama, 1993-94  
 29 **Lavette, Robert**, RB, Georgia Tech, 1985-87  
 66 **Lawless, Burton**, G, Florida, 1975-79  
 14 **LeBaron, Eddie**, QB, Pacific, 1960-63  
 78 **Lett, Leon**, DL, Emporia State, 1991-96  
 50 **Lewis, D.D.**, LB, Mississippi State, 1968, 1970-81  
 23 **Lewis, Woodley**, WR, Oregon, 1960  
 64/67 **Lilja, George**, C, Michigan, 1987  
 74 **Lilly, Bob**, DL, Texas Christian, 1961-74  
 97 **Lilly, Kevin**, DT, Tulsa, 1989  
 72/64 **Liscio, Tony**, T, Tulsa, 1963-64, 1966-71  
 20 **Livingston, Bruce**, DB, Arkansas Tech, 1987  
 41 **Livingston, Warren**, CB, Arizona, 1961-66  
 35 **Lockett, J.W.**, RB, Central Oklahoma, 1961-62  
 56 **Lockhart, Eugene**, LB, Houston, 1984-90  
 25 **Logan, Obert**, S, Trinity Tex., 1965-66  
 56 **Long, Bob**, LB, UCLA, 1962  
 19 **Longley, Clint**, QB, Abilene Christian, 1974-75  
 18 **Lothridge, Billy**, P/QB, Georgia Tech, 1964

## M

- 47 **Maegle, Dick**, S, Rice, 1961

- 51 **Manders, Dave**, C, Michigan State, 1964-66, 1968-74  
 22 **Manning, Wade**, CB, Ohio State, 1979  
 31 **Marion, Brock**, S, Nevada-Reno, 1993-96  
 31 **Marsh, Amos**, RB, Oregon State, 1961-64  
 79 **Martin, Harvey**, DE, East Texas State, 1973-83  
 83 **Martin, Kelvin**, WR, Boston College, 1987-92, 1996  
 67 **Maryland, Russell**, DT, Miami, Fla., 1991-95  
 25 **Mathews, Ray**, WR, Clemson, 1960  
 99 **McCormack, Hurvin**, DT, Indiana, 1994-96  
 70 **McCreary, Bob**, T, Wake Forest, 1961  
 80 **McDaniels, David**, WR, Mississippi Valley, 1968  
 14 **McDonald, Paul**, QB, Southern California, 1986-87  
 25 **McDonald, Tommy**, WR, Oklahoma, 1964  
 42 **McIlhenny, Don**, RB, Southern Methodist, 1960-61  
 90 **McIntosh, Toddrick**, DT, Florida State, 1994  
 85 **McKinnon, Dennis**, WR, Florida St., 1990  
 52 **McLean, Scott**, LB, Florida State, 1983  
 35 **McSwain, Chuck**, RB, Clemson, 1983-84  
 70 **Memmelear, Dale**, G, Wyoming, 1962-63  
 17 **Meredith, Don**, QB, Southern Methodist, 1960-68  
 78 **Meyers, John**, DT, Washington, 1962-63  
 83 **Mickey, Joey**, TE, Oklahoma, 1993  
 7 **Millen, Hugh**, QB, Washington, 1993  
 3 **Miller, Jim**, P, Mississippi, 1983-84  
 34 **Mitchell, Aaron**, CB, Nevada-Las Vegas, 1979-80  
 82 **Mitchell, Johnny**, TE, Nebraska, 1996  
 23 **Montgomery, Mike**, RB/WR, Kansas State, 1972-73  
 24 **Mooty, Jim**, CB, Arkansas, 1960  
 37 **Morgan, Dennis**, RB, Western Illinois, 1974  
 14 **Morton, Craig**, QB, California, 1965-74  
 80 **Murchison, Ola Lee**, WR, Pacific, 1961  
 3 **Murray, Eddie**, K, Tulane, 1993  
 98 **Myles, Godfrey**, LB, Florida, 1991-96

## N

- 73 **Neely, Ralph**, G/T, Oklahoma, 1965-77  
 44 **Newhouse, Robert**, FB, Houston, 1972-83  
 30 **Newsome, Timmy**, RB, Winston-Salem, 1980-88  
 67/61 **Newton, Nate**, G/T, Florida A&M, 1986-96  
 76 **Niland, John**, G, Iowa, 1966-74  
 25 **Nolan, Dick**, S, Maryland, 1962  
 73 **Noonan, Danny**, DL, Nebraska, 1987-92  
 84 **Norman, Pettis**, TE, J.C. Smith, 1962-70  
 25 **Norton, Jerry**, S, Southern Methodist, 1962  
 51 **Norton, Ken**, LB, UCLA, 1988-93  
 84 **Novacek, Jay**, TE, Wyoming, 1990-96  
 76 **Nutting, Ed**, T, Georgia Tech, 1963  
 61 **Nye, Blaine**, G, Standord, 1968-76

## O

- 62 **Oswald, Paul**, G, Kansas, 1988  
 76 **Otto, Bob**, DL, Idaho State, 1966  
 20 **Overton, Jerry**, S, Utah, 1963  
 31 **Owens, Billy**, DB, Pittsburgh, 1988

## P

- 26 **Palmer, Paul**, RB, Temple, 1989

## ALL-TIME ROSTER



- 21 Parks, Billy, WR, Cal. St. Long Beach, 1972  
 2 Parrish, James, T, Temple, 1993-94  
 56 Patera, Jack, LB, Oregon, 1960-61  
 43 Patterson, Elvis, CB, Kansas, 1993  
 88 Pearson, Drew, WR, Tulsa, 1973-83  
 26 Pearson, Preston, RB, Illinois, 1975-80  
 9 Peete, Rodney, QB, Southern California, 1994  
 16 Pelluer, Steve, QB, Washington, 1984-88  
 59 Penn, Jesse, LB, Virginia Tech, 1985-87  
 22 Peoples, George, RB, Auburn, 1982  
 33 Percival, Mac, K, Texas Tech, 1967  
 43 Perkins, Don, RB, New Mexico, 1961-68  
 92 Perkins, Ray, DE, Virginia, 1987  
 39 Perryman, Robert, FB, Michigan, 1990  
 65 Petersen, Kurt, G, Missouri, 1980-85  
 58 Peterson, Calvin, LB, UCLA, 1974-75  
 81 Phillips, Kirk, WR, Tulsa, 1984  
 33 Pinder, Cyril, RB, Illinois, 1973  
 97 Pittman, Kavika, DE, McNeese St., 1996  
 73 Ploeger, Kurt, DL, Gustavus Adolphus, 1986  
 62 Poimboeuf, Lance, K, Southwest Louisiana, 1963  
 97 Ponder, David, DT, Florida State, 1985  
 86 Porterfield, Garry, DE, Tulsa, 1965  
 81 Powe, Karl, WR, Alabama State, 1985-86  
 75 Pozderac, Phil, T, Notre Dame, 1982-87  
 89 Price, Jim, TE, Stanford, 1993  
 52 Pruitt, Mickey, LB, Colorado, 1991-92  
 75 Pugh, Jethro, DT, Elizabeth City, 1965-78  
 61 Putnam, Duane, G, Pacific, 1960

## R

- 64 Rafferty, Tom, G/C, Penn State, 1976-89  
 60 Randall, Tom, G, Iowa State, 1978  
 88 Randle, Sonny, WR, Virginia, 1968  
 82 Reece, Beasley, CB/WR, North Texas, 1976  
 6 Reese, Guy, DT, Southern Methodist, 1962-63  
 3 Reeves, Dan, RB/QB, South Carolina, 1965-72  
 20 Renfro, Mel, DB/RB, Oregon, 1964-77  
 82 Renfro, Mike, WR, Texas Christian, 1984-87  
 19 Rentzel, Lance, WR, Oklahoma, 1967-70  
 76 Reynolds, Jerry, T, Nevada-Las Vegas, 1994  
 13 Rhome, Jerry, QB, Tulsa, 1965-68  
 27 Richards, Curvin, RB, Pittsburgh, 1991-92  
 83 Richards, Golden, WR, Hawaii, 1973-78  
 70 Richards, Howard, G/T, Missouri, 1981-86  
 31 Richardson, Gloster, WR, Jackson State, 1971  
 88 Ridgway, Colin, P/K, Lamar Tech, 1965  
 42 Ridlon, Jim, S, Syracuse, 1963-64  
 12 Roach, John, QB, Southern Methodist, 1964  
 87 Roberts, Alfredo, TE, Miami, Fla., 1991-92  
 45 Robinson, Larry, RB, Tennessee, 1973  
 56 Roe, Bill, LB, Colorado, 1980  
 50 Rohrer, Jeff, LB, Yale, 1982-87  
 56 Roper, John, LB, Texas A&M, 1993  
 36 Ross, Dominique, RB, Valdosta State, 1995-96  
 88 Rucker, Reggie, WR, Boston University, 1970-71  
 9 Ruzek, Roger, K, Weber State, 1987-89

## S

- 87 Saldi, Jay, TE, South Carolina, 1976-82  
 89 Salonen, Brian, TE/LB, Montana, 1984-85  
 176 Sandeman, Bill, DT, Pacific, 1966  
 21 Sanders, Deion, CB/WR, Florida State, 1995-96  
 39 Sargent, Broderick, FB, Baylor, 1989  
 8 Sawyer, Buzz, P, Baylor, 1987  
 4 Saxon, Mike, P, San Diego St., 1985-92  
 78 Schaum, Greg, DE, Michigan State, 1976  
 65 Schoenke, Ray, T, Southern Methodist, 1963-64  
 66 Schultz, Chris, T, Arizona, 1983, 1985  
 52 Schwantz, Jim, LB, Purdue, 1994-96  
 47 Scott, Chuck, WR, Vanderbilt, 1987  
 68 Scott, Herb, G, Virginia Union, 1975-84  
 35 Scott, Kevin, RB, Stanford, 1989  
 52 Scott, Sean, LB, Maryland, 1988  
 22 Scott, Victor, DB, Colorado, 1984-88  
 10 Secules, Scott, QB, Virginia, 1988  
 88 Sellers, Ron, WR, Florida State, 1972  
 1 Septien, Rafael, K, Southwest Louisiana, 1978-86  
 94/53 Shannon, Randy, LB, Miami, Fla., 1989-90  
 52 Shaw, Robert, C, Tennessee, 1979-81  
 67 Shearin, Joe, C, Texas, 1987  
 87/82 Shepard, Derrick, WR, Oklahoma, 1989-91  
 86 Sherer, Dave, P, Southern Methodist, 1960  
 86 Sherrard, Mike, WR, UCLA, 1986  
 63 Shields, Joe, OL, Portland State, 1987  
 50 Shiver, Clay, C, Florida State, 1996  
 46/25 Shy, Les, RB, Cal. St. Long Beach, 1966-69  
 82 Simmons, Cleo, TE, Jackson State, 1983  
 52 Simmons, Dave, LB, Georgia Tech, 1968  
 53 Simmons, Victor, LB, Central State, Ohio, 1987  
 65 Slaton, Tony, G, Southern Cal., 1990  
 42 Smagala, Stan, DB, Notre Dame, 1990-91  
 60 Smerek, Don, DL, Nevada-Reno, 1981-87  
 59 Smith, Darrin, LB, Miami, Fla., 1993-96  
 75/79 Smith, Daryle, T, Tennessee, 1987-88  
 39 Smith, Donald, S, Liberty, 1991  
 22 Smith, Emmitt, RB, Florida, 1990-96  
 24 Smith, J.D., RB, No. Carolina A&T, 1965-66  
 81 Smith, Jackie, TE, Northwest Louisiana, 1978  
 64 Smith, Jim Ray, G/T, Baylor, 1963-64  
 82 Smith, Jimmy, WR, Jackson State, 1992  
 26 Smith, Kevin, CB, Texas A&M, 1992-96  
 67 Smith, Sean, DT, Grambling, 1989  
 33 Smith, Timmy, RB, Texas Tech, 1990  
 85 Smith, Toddy, DL, Southern California, 1971-72  
 57 Smith, Vinson, LB, East Carolina, 1990-92  
 86 Smith, Waddell, WR, Kansas, 1984  
 18 Snyder, Loren, QB, Northern Colorado, 1987  
 54 Solomon, Jesse, LB, Florida State, 1989-90  
 46 Solomon, Roland, S, Utah, 1980  
 80 Spivey, Sebron, WR, Southern Illinois, 1987  
 55 Spradlin, Danny, LB, Tennessee, 1981-82  
 20 Springs, Ron, RB, Ohio State, 1979-84  
 65 Stalls, Dave, DE, Northern Colorado, 1977-79  
 12 Staubach, Roger, QB, Navy, 1969-79  
 81/82 Steele, Robert, WR, Northern Alabama, 1978  
 79/77 Stephens, Larry, DE, Texas, 1963-67  
 70/53 Stepnoski, Mark, G/C, Pittsburgh, 1989-94  
 28 Stewart, Curtis, RB, Auburn, 1989  
 40 Stiger, Jim, RB, Washington, 1963-65  
 56 Stincic, Tom, LB, Michigan, 1969-71  
 31 Stokes, Sim, WR, Northern Colorado, 1967  
 65 Stone, Ron, T, Boston College, 1993-95  
 18 Stoudt, Cliff, QB, Youngstown St., 1990-91





82 **Stowe, Otto**, WR, Iowa State, 1973  
 96 **Stubbs, Daniel**, DE, Miami, Fla., 1990-91  
 30 **Studstill, Darren**, S, West Virginia, 1994  
 50 **Sturgis, Oscar**, DE, North Carolina, 1995  
 40 **Strayhorn, Les**, RB, East Carolina, 1973-74  
 55 **Strickland, Fred**, LB, Purdue, 1996  
 87 **Stynchula, Andy**, DE, Penn State, 1968  
 72 **Sullivan, Mike**, T, Miami, Fla., 1991  
 51/57 **Swan, Russ**, LB, Virginia, 1987  
 19 **Sweeney, Kevin**, QB, Cal. St. Fresno, 1987-88

## T

71/72 **Talbert, Don**, DE/OT, Texas, 1962, 1965, 1971  
 25 **Tautalatasi, Junior**, RB, Washington State, 1989  
 30 **Teague, George**, S, Alabama, 1996  
 89 **Tennell, Derek**, TE, UCLA, 1992  
 27 **Thomas, Bill**, RB, Boston College, 1972  
 32 **Thomas, Blair**, RB, Penn State, 1994  
 51 **Thomas, Broderick**, LB, Nebraska, 1996  
 41 **Thomas, Dave**, CB, Tennessee, 1993-94  
 33 **Thomas, Duane**, RB, West Texas State, 1970-71  
 37 **Thomas, Ike**, CB, Bishop, 1971  
 67 **Thompson, Broderick**, G, Kansas, 1985  
 77 **Thornton, Bruce**, DL, Illinois, 1979-81  
 32 **Thurman, Dennis**, DB, Southern California, 1978-85  
 59 **Timmer, Kirk**, LB, Montana State, 1987  
 98 **Tippins, Ken**, LB, Middle Tennessee St., 1989  
 63 **Titensor, Glen**, G, Brigham Young, 1981-86, 1998  
 62/92 **Tolbert, Tony**, DL, Texas-El Paso, 1989-96  
 67 **Toomay, Pat**, DE, Vanderbilt, 1970-74  
 71 **Townes, Willie**, DE, Tulsa, 1966-68  
 27 **Tremble, Greg**, S, Georgia, 1995  
 87 **Truax, Billy**, TE, Louisiana State, 1971-73  
 50 **Tubbs, Jerry**, LB, Oklahoma, 1960-67  
 71 **Tuinei, Mark**, OT/DL, Hawaii, 1983-96  
 57 **Turner, Jimmie**, LB, Presbyterian, 1984

## U

93 **Ulufale, Mike**, DT, Brigham Young, 1996

## V

91 **Vanderbeek, Matt**, LB/DE, Michigan State, 1993-94  
 30 **Van Raaphorst, Dick**, K, Ohio State, 1964  
 76 **Veingrad, Alan**, OL, E. Texas St., 1991-92  
 11 **Villanueva, Danny**, P/K, New Mexico State, 1965-67

## W

95 **Walen, Mark**, DT, UCLA, 1987-88  
 67 **Walker, Gary**, OL, Boston University, 1987  
 34 **Walker, Herschel**, RB, Georgia, 1986-89, 1996  
 57 **Walker, Louie**, LB, Colorado State, 1974  
 57 **Walker, Malcolm**, C, Rice, 1966-69

71 **Wallace, Rodney**, G/T, New Mexico, 1971-73  
 24 **Walls, Everson**, CB, Grambling, 1981-89  
 3 **Walsh, Steve**, QB, Miami, Fla., 1989-90  
 59 **Walter, Mike**, LB, Oregon, 1983  
 78 **Walton, Bruce**, G, UCLA, 1973-75  
 89 **Ware, Derek**, TE, Central Oklahoma, 1996  
 5 **Warren, John**, P, Tennessee, 1983-84  
 37 **Washington, James**, S, UCLA, 1990-94  
 46 **Washington, Mark**, CB, Morgan State, 1970-78  
 41 **Waters, Charlie**, DB, Clemson, 1970-78, 1980-81  
 83 **Watkins, Kendall**, TE, Mississippi State, 1995  
 94 **Watts, Randy**, DE, Catawba, 1987  
 33 **Wayt, Russell**, LB, Rice, 1965  
 42 **Weich, Claxton**, RB, Oregon, 1969-71  
 66 **Wells, Norm**, G, Northwestern, 1980  
 65 **Westberry, Gary**, C, Hampton, 1987  
 65/70 **White, Bob**, OL, Rhode Island, 1987-89  
 11 **White, Danny**, QB/P, Arizona State, 1976-88  
 37 **White, Gerald**, FB, Michigan, 1987  
 54 **White, Randy**, DT/LB, Maryland, 1975-88  
 42 **Whitfield, A.D.**, RB, North Texas, 1965  
 53 **Whittingham, Fred**, LB, Cal. Poly SLO, 1969  
 12/10 **Widby, Ron**, P, Tennessee, 1968-71  
 78 **Widell, Dave**, T, Boston College, 1988-89  
 65 **Wilbur, John**, T, Stanford, 1966-69  
 42 **Williams, Charlie**, S, Bowling Green, 1995-96  
 79 **Williams, Erik**, T, Central (OH) State, 1991-96  
 36 **Williams, Joe**, RB, Wyoming, 1971  
 38 **Williams, John**, FB, Wisconsin, 1985  
 85 **Williams, Kevin**, WR, Miami, Fla., 1993-96  
 23 **Williams, Robert**, CB, Baylor, 1987-93  
 20 **Williams, Sherman**, RB, Alabama, 1995-96  
 80 **Williams, Stepfret**, WR, Northeast Louisiana, 1996  
 86 **Williams, Tyrone**, WR, Western Ontario, 1993  
 1 **Willis, Ken**, K, Kentucky, 1990-91  
 98 **Willis, Mitch**, DT, Southern Methodist, 1990  
 42 **Wilson, Robert**, FB, Texas A&M, 1994  
 81/45 **Wilson, Steve**, WR/CB, Howard, 1979-81  
 11 **Wilson, Wade**, QB, East Texas State, 1995-96  
 84 **Wisener, Gary**, WR, Baylor, 1960  
 28 **Woodson, Darren**, S, Arizona State, 1992-96  
 45 **Woolsey, Rolly**, DB, Boise State, 1975  
 81 **Wright Alexander**, WR, Auburn, 1990-92  
 15 **Wright, Brad**, QB, New Mexico, 1982  
 41 **Wright, Charles**, DB, Tulsa, 1988  
 85/70 **Wright, Rayfield**, TE/T, Fort Valley State, 1967-79  
 73 **Wright, Steve**, T, Northern Iowa, 1981-82

## Y

78 **Youmans, Maury**, DE, Syracuse, 1964-65  
 30 **Young, Charles**, RB, No. Carolina State, 1974-76

## Z

6 **Zendejas, Luis**, K, Arizona State, 1987-89  
 62 **Zentic, Mike**, C, Oklahoma State, 1987  
 76 **Zimmerman, Jeff**, G, Florida, 1987-90



## COWBOYS ALL-TIME COLLEGE ROSTER

Ablene Christian 1; Air Force 1; Alabama 6; Alabama A&M 1; Alabama State 1; Albany State 1; Alcorn State 1; Amherst 1; Appalachian State 1; Arizona 6; Arizona State 8; Arkansas 2; Arkansas Tech 1; Auburn 7; Austin College 1; Austin Peay 1; Baylor 12; Bethune-Cookman 1; Bishop 1; Boise State 1; Boston College 6; Boston University 2; Bowling Green 1; Brigham Young 2; Cal Poly SLO 2; Cal. St. Long Beach 4; Cal. St. Fresno 1; Cal. State Sacramento 1; Cal. State San Jose 2; Calif.-Riverside 1; California 2; Carson-Newman 2; Catawba 1; CCLA 1; Central Arkansas 1; Central Florida 1; Central Michigan 1; Central Oklahoma 2; Central State, Ohio 2; Clemson 6; Colorado 5; Colorado State 1; Dayton 1; Duke 2; East Carolina 5; East Texas State 3; Eastern Illinois 1; Elizabeth City 1; Emporia, KS State 1; Florida 9; Florida A&M 5; Florida State 10; Fort Valley State 1;

Georgia 4; Georgia Tech 6; Grambling 2; Gustavus Adolphus 1; Hampton 1; Hawaii 5; Heidelberg 1; Henderson J.C. 1; Holy Cross 1; Houston 7; Howard 1; Humboldt State 2; Idaho State 1; Illinois 4; Indiana 1; Iowa 4; Iowa State 3; J.C. Smith 1; Jackson State 4; Jacksonville State 1; James Madison 1; Kansas 7; Kansas State 2; Kentucky 5; Kentucky State 1; Kutztown State 1; Lamar Tech 1; Langston 1; Liberty 2; Livingston State 1; Louisiana State 3; Louisiana Tech 1; Louisville 1; Marquette 2; Maryland 6; Massachusetts 1; McNeese State 1; Miami, Fla. 14; Michigan 7; Michigan State 11; Middle Tennessee State 1; Minnesota 1; Mississippi 6; Mississippi State 4; Mississippi Valley 1; Missouri 3; Montana 1; Montana State 2; Morgan State 2; Morningside College 1; Navy 1; Nebraska 7; Nevada-Las Vegas 3; Nevada-Reno, 3; New Hampshire 1; New Mexico 4; New Mexico State 2; North Carolina 2; North Carolina A&T 2; North Carolina State 4; North Texas 2;

Northeast Louisiana 1; Northeastern Oklahoma 1; Northern Alabama 1; Northern Arizona 1; Northern Colorado 3; Northern Iowa 1; Northwest Louisiana 1; Northwestern 4; Notre Dame 4; Ohio State 5; Oklahoma 13; Oklahoma State 2; Oregon 7; Oregon State 2; Ouachita 1; Pacific 5; Pacific Lutheran 1; Pacific, Ore. 1; Penn State 3; Pennsylvania 1; Pittsburgh 8; Portland State 1; Prairie View 1; Presbyterian 1; Princeton 1; Purdue 3; Redlands 1; Rhode Island 1; Rice 8; Rutgers 2; Salern 1; San Diego State 2; Santa Clara 2; Savannah State 1; Seattle 1; Sonoma State 1; South Carolina 2; South Carolina State 2; Southern 3; Southern California 12; Southern Illinois 2; Southern Methodist 12;

Southern Mississippi 3; Southwest Louisiana 2; Stanford 9; Stephen F. Austin 1; Syracuse 5; Taylor 1; Temple 3; Tennessee 16; Tennessee-Chattanooga 2; Tennessee State 3; Texas 6; Texas A&M 11; Texas Christian 6; Texas Southern 1; Texas Tech 3; Texas Wesleyan 1; Texas-El Paso 1; Trinity, Tex 1; Trinity Valley C.C. 1; Tulane 2; Tulsa 9; UCLA 12; Utah 6; Utah State 3; Valdosta State 1; Vanderbilt 3; Vienna, Austria 1; Villanova 1; Virginia 5; Virginia Tech 1; Virginia Union 1; Wake Forest 3; Washington 11; Washington State 1; Weber State 2; West Texas State 1; West Virginia 3; Western Illinois 1; Western Ontario 1; Winston-Salem 2; Wisconsin 2; Wyoming 4; Yale 2; Youngstown State 1.

### TOP SCHOOLS

Tennessee 16; Miami, Fla. 14; Oklahoma 13; Baylor 12; Southern California 12; Southern Methodist 12; UCLA 12; Michigan State 11; Texas A&M 11; Washington 11; Florida State 10; Florida 9; Stanford 9; Tulsa 9.



*Defensive Tackle Chad Hennings*



## Cowboys All-Time Honor Roll

## PRO BOWL

- 1960 (1) - Jim Doran, WR (1)  
 1961 (2) - Dick Bielski, TE (1)  
 # Don Perkins, RB (1)  
 1962 (5) - Don Bishop, CB (1)  
 Eddie LeBaron, QB (1)  
 Bob Lilly, DE (1)  
 Don Perkins, RB (2)  
 Jerry Tubbs, LB (1)  
 1963 (3) - Sam Baker, P (1)  
 Lee Folkins, TE (1)  
 Don Perkins, RB (3)  
 1964 (2) - Bob Lilly, DT (2)  
 # Mel Renfro, S (1)  
 1965 (6) - George Andrie, DE (1)  
 Cornell Green, CB (1)  
 # Bob Hayes, WR (1)  
 Chuck Howley, LB (1)  
 Bob Lilly, DT (3)  
 Mel Renfro, S (2)  
 1966 (9) - George Andrie, DE (2)  
 Cornell Green, CB (2)  
 Bob Hayes, WR (2)  
 Chuck Howley, LB (2)  
 Bob Lilly, DT (4)  
 Dave Manders, C (1)  
 Don Meredith, QB (1)  
 Don Perkins, RB (4)  
 Mel Renfro, S (3)  
 1967 (10) - George Andrie, DE (3)  
 Cornell Green, CB (3)  
 Bob Hayes, WR (3)  
 Chuck Howley, LB (3)  
 Lee Roy Jordan, LB (1)  
 Bob Lilly, DT (5)  
 Don Meredith, QB (2)  
 Ralph Neely, T (1)  
 Don Perkins, RB (5)  
 Mel Renfro, S (4)  
 1968 (8) - George Andrie, DE (4)  
 Chuck Howley, LB (4)  
 Lee Roy Jordan, LB (2)  
 Bob Lilly, DT (6)  
 Don Meredith, QB (3)  
 John Niland, G (1)  
 Don Perkins, RB (6)  
 Mel Renfro, CB (5)  
 1969 (8) - a George Andrie, DE (5)  
 \*# Calvin Hill, RB (1)  
 Chuck Howley, LB (5)  
 Lee Roy Jordan, LB (3)  
 Bob Lilly, DT (7)  
 Ralph Neely, T (2)  
 John Niland, G (2)  
 Mel Renfro, CB (6)  
 1970 (3) - Bob Lilly, DT (8)  
 John Niland, G (3)  
 b Mel Renfro, CB (7)  
 1971 (8) - Cornell Green, S (4)  
 Chuck Howley, LB (6)  
 Bob Lilly, DT (9)  
 John Niland, G (4)  
 Mel Renfro, S (8)

## Pro Bowl (cont.)

- 1971 (cont.) Roger Staubach, QB (1)  
 Ron Widdy, P (1)  
 Rayfield Wright, T (1)  
 1972 (7) - Walt Garrison, RB (1)  
 Cornell Green, S (5)  
 Calvin Hill, RB (2)  
 Bob Lilly, DT (10)  
 John Niland, G (5)  
 Mel Renfro, CB (9)  
 Rayfield Wright, T (2)  
 1973 (6) - Calvin Hill, RB (3)  
 Lee Roy Jordan, LB (4)  
 Bob Lilly, DT (11)  
 John Niland, G (6)  
 Mel Renfro, CB (10)  
 Rayfield Wright, T (3)  
 1974 (6) - Cliff Harris, S (1)  
 Calvin Hill, RB (4)  
 Lee Roy Jordan, LB (5)  
 Blaine Nye, G (1)  
 Drew Pearson, WR (1)  
 Rayfield Wright, T (4)  
 Cliff Harris, S (2)  
 1975 (3) - Roger Staubach, QB (2)  
 Rayfield Wright, T (5)  
 1976 (8) - Billy Joe DuPree, TE (1)  
 Cliff Harris, S (3)  
 Harvey Martin, DE (1)  
 Blaine Nye, G (2)  
 Drew Pearson, WR (2)  
 Roger Staubach, QB (3)  
 Charlie Waters, S (1)  
 Rayfield Wright, T (6)  
 1977 (8) - Billy Joe DuPree, TE (2)  
 Cliff Harris, S (4)  
 Eren Herrera, K (1)  
 Harvey Martin, DE (2)  
 Drew Pearson, WR (3)  
 Roger Staubach, QB (4)  
 Charlie Waters, S (2)  
 Randy White, DT (1)  
 1978 (9) - Tony Dorsett, RB (1)  
 Billy Joe DuPree, TE (3)  
 Cliff Harris, S (5)  
 Thomas Henderson, LB (1)  
 Tony Hill, WR (1)  
 Harvey Martin, DE (3)  
 Roger Staubach, QB (5)  
 Charlie Waters, S (3)  
 Randy White, DT (2)  
 Bob Bruenig, LB (1)  
 1979 (8) - Pat Donovan, T (1)  
 Cliff Harris, S (6)  
 Tony Hill, WR (2)  
 Harvey Martin, DE (4)  
 Herb Scott, G (1)  
 Roger Staubach, QB (6)  
 Randy White, DT (3)  
 Bob Bruenig, LB (2)  
 Pat Donovan, T (2)  
 Herb Scott, G (2)  
 Randy White, DT (4)  
 1980 (4) - Pat Donovan, T (3)  
 1981 (7) - Pat Donovan, T (3)

# ALL-TIME HONORS



## Pro Bowl (cont.)

- 1981 (cont.) **Tony Dorsett, RB (2)**  
**Ed Jones, DE (1)**  
**Herb Scott, G (3)**  
 Rafael Septien, K (1)  
 # **Everson Walls, CB (1)**  
**Randy White, DT (5)**
- 1982 (7) - **Bob Breunig, LB (3)**  
**Pat Donovan, T (4)**  
**Tony Dorsett, RB (3)**  
**Ed Jones, DE (2)**  
**Everson Walls, CB (2)**  
 Danny White, QB (1)  
**Randy White, DT (6)**
- 1983 (5) - **Doug Cosbie, TE (1)**  
**Tony Dorsett, RB (4)**  
**Ed Jones, DE (3)**  
**Everson Walls, CB (3)**  
**Randy White, DT (7)**
- 1984 (3) - **Bill Bates, ST (1)**  
**Doug Cosbie, TE (2)**  
**Randy White, DT (8)**
- 1985 (4) - **Doug Cosbie, TE (3)**  
 Tony Hill, WR (3)  
**Everson Walls, CB (4)**  
**Randy White, DT (9)**
- 1987 (1) - **Herschel Walker, RB (1)**
- 1988 (1) - **Herschel Walker, RB (2)**
- 1990 (1) - # **Emmitt Smith, RB (1)**
- 1991 (4) - **Troy Aikman, QB (1)**  
 @ **Michael Irvin, WR (1)**  
**Jay Novacek, TE (1)**  
**Emmitt Smith, RB (2)**
- 1992 (6) - **Troy Aikman, QB (2)**  
**Michael Irvin, WR (2)**  
**Nate Newton, G (1)**  
**Jay Novacek, TE (2)**  
**Emmitt Smith, RB (3)**  
 Mark Stepnoski, C (1)
- 1993 (11) - %\* **Troy Aikman, QB (3)**  
 \* **Thomas Everett, S (1)**  
**Michael Irvin, WR (3)**  
**Daryl Johnston, FB (1)**  
**Russell Maryland, DT (1)**  
**Nate Newton, G (2)**  
 Ken Norton, LB (1)  
**Jay Novacek, TE (3)**  
 \* **Emmitt Smith, RB (4)**  
 \* **Mark Stepnoski, C (2)**  
**Erik Williams, T (1)**
- 1994 (11) - **Troy Aikman, QB (4)**  
**Charles Haley, DE (1)**  
**Michael Irvin, WR (4)**  
**Daryl Johnston, FB (2)**  
**Leon Lett, DT (1)**  
**Nate Newton, G (3)**  
**Jay Novacek, TE (4)**  
 \* **Emmitt Smith, RB (5)**  
**Mark Stepnoski, C (3)**  
 Mark Tuinei, T (1)  
**Darren Woodson, S (1)**
- 1995 (10) - \* **Troy Aikman, QB (5)**  
**Larry Allen, G (1)**  
 \* **Ray Donaldson, C (1)**  
**Charley Haley, DE (2)**  
**Michael Irvin, WR (5)**  
**Nate Newton, G (4)**

## Pro Bowl (cont.)

- 1995 (cont.) **Jay Novacek, TE (5)**  
**Emmitt Smith, RB (6)**  
 Mark Tuinei, T (2)  
**Darren Woodson, S (2)**
- 1996 (9) \* **Troy Aikman, QB (6)**  
**Larry Allen, G (2)**  
 \* **Ray Donaldson, C (2)**  
**Nate Newton, G (5)**  
 \* **Deion Sanders, CB (1)**  
**Jim Schwartz, ST (1)**  
**Tony Tolbert, DE (1)**  
**Erik Williams, T (2)**  
**Darren Woodson, S (3)**

\* selected but did not play

**BOLD** starter

# rookie

@ named most valuable player

a named outstanding lineman

b named outstanding back

% top vote getter

## ALL PRO

- 1962 (2) - **Don Perkins, RB (1, AP, NEA)**  
**Jerry Tubbs, LB (1, TSN)**
- 1963 (1) - **Chuck Howley, LB (1, TSN)**
- 1964 (3) - **Frank Clarke, TE (1, AP)**  
**Bob Lilly, DT (1, AP, UPI, NEA)**  
**Jim Ridlon, DB (1, TSN)**
- 1965 (3) - # **Bob Hayes, WR (1, TSN)**  
**Bob Lilly, DT (2, AP, UPI, NEA, TSN)**  
**Mel Renfro, S (1, NEA, TSN)**
- 1966 (7) - **Cornell Green, CB (1, AP, NEA, TSN)**  
**Bob Hayes, WR (2, AP, UPI, NEA, TSN)**  
**Chuck Howley, LB (2, AP, UPI, NEA)**  
**Lee Roy Jordan, LB (1, TSN)**  
**Bob Lilly, DT (3, AP, UPI, NEA, TSN)**  
**Ralph Neely, T (1, TSN)**  
**Dan Reeves, RB (1, TSN)**
- 1967 (7) - **George Andrie, DE (1, TSN)**  
**Cornell Green, CB (2, AP, UPI, NEA, TSN)**  
**Bob Hayes, WR (3, TSN)**  
**Chuck Howley, LB (3, AP, TSN)**  
**Bob Lilly, DT (4, AP, UPI, NEA, TSN)**  
**Ralph Neely, T (2, AP, UPI, TSN)**  
**Mel Renfro, S (2, TSN)**
- 1968 (5) - **Cornell Green, CB (3, NEA)**  
**Bob Hayes, WR (4, AP)**  
**Chuck Howley, LB (4, AP, NEA)**  
**Bob Lilly, DT (5, AP, UPI, NEA)**  
**Ralph Neely, T (3, AP, UPI, NEA)**
- 1969 (7) - **Cornell Green, CB (4, UPI)**  
 # **Calvin Hill, RB (1, AP, UPI)**  
**Chuck Howley, LB (5, AP, UPI, NEA)**  
**Bob Lilly, DT (6, AP, NEA)**  
**Ralph Neely, T (4, AP, UPI, NEA)**  
**John Niland, G (1, AP)**  
**Mel Renfro, S (3, NEA)**
- 1970 (1) - **Chuck Howley, LB (6, AP, PFWA)**
- 1971 (4) - **Bob Lilly, DT (7, AP, PFWA, NEA)**  
**John Niland, G (2, AP, PFWA)**  
**Mel Renfro, S (4, NEA)**  
**Rayfield Wright, T (1, AP, PFWA)**



## All-Pro (cont.)

- 1972 (3) - John Niland, G (3, AP)  
Blaine Nye, CB (1, NEA)  
Rayfield Wright, T  
(2, AP, UPI, PFWA, NEA)
- 1973 (4) - Calvin Hill, RB (2, PFWA)  
Lee Roy Jordan, LB (2, NEA, PFWA)  
Mel Renfro, CB (5, NEA, PFWA)  
Rayfield Wright, T (3, AP, PFWA)
- 1974 (1) - Drew Pearson, WR (1, AP, PFWA)
- 1975 (2) - Cliff Harris, S (1, NEA)  
Rayfield Wright, T (4, NEA)
- 1976 (2) - Cliff Harris, S (3, AP, PFWA, NEA)  
Drew Pearson, WR (2, AP, PFWA)
- 1977 (5) - Cliff Harris, S (3, AP, PFWA, NEA)  
Ehren Herrera, K (1, AP, PFWA, NEA)  
Harvey Martin, DE  
(1, AP, PFWA, NEA)  
Drew Pearson, WR  
(3, AP, PFWA, NEA)  
Charlie Waters, S (1, PFWA)
- 1978 (3) - Cliff Harris, S (4, AP, PFWA)  
Charlie Waters, S (2, PFWA, NEA)  
Randy White, DT (1, AP, PFWA, NEA)
- 1979 (1) - Randy White, DT (2, AP, PFWA, NEA)
- 1980 (2) - Herb Scott, G (1, AP, NEA)  
Randy White, DT (3, PFWA, NEA)
- 1981 (5) - Tony Dorsett, RB (1, AP, PFWA, NEA)  
Ed Jones, DE (1, NEA)  
Herb Scott, G (2, AP)  
Rafael Septien, K (1, AP, PFWA)  
Randy White, DT (4, AP, PFWA, NEA)  
Ed Jones, DE (2, AP)
- 1982 (3) - Everson Walls, CB (1, PFWA)  
Randy White, DT (5, AP, PFWA, NEA)
- 1983 (2) - Everson Walls, CB (2, AP)  
Randy White, DT (6, AP, PFWA)
- 1984 (2) - Michael Downs, S (PFWA)  
Randy White, DT (7, AP, PFWA, NEA)
- 1985 (2) - Everson Walls, CB (3, PFWA)  
Randy White, DT (8, AP, NEA)
- 1989 (1) - Eugene Lockhart, LB (1, TSN)
- 1991 (2) - Michael Irvin, WR  
(1, AP, PFWA, NEA, TSN)  
Jay Novacek, TE (1, CPFN)
- 1992 (4) - Kelvin Martin, PR (1, PFW, PFWA)  
Jay Novacek, TE  
(2, AP, PFW, PFWA, CPFN)  
Emmitt Smith, RB (1, AP, PFW, PFWA,  
NEA, TSN, CPFN, FD)  
Mark Stepnoski, C (1, NEA)
- 1993 (3) - Troy Aikman, QB (1, TSN)  
Emmitt Smith, RB  
(2, AP, PFWA, PFW, TSN, CPFN, FD)  
Erik Williams, T  
(1, AP, PFWA, PFW, TSN, CPFN, FD)
- 1994 (4) - Charles Haley, DE  
(1, AP, PFWA, PFW, TSN, CPFN, FD)  
Nate Newton, G  
(1, AP, PFWA, PFW, CPFN, FD)  
Emmitt Smith, RB  
(3, AP, PFWA, PFW, TSN, CPFN, FD)  
Darren Woodson, S
- 1995 (6) - (1, AP, PFWA, PFW, TSN, CPFN, FD)  
Larry Allen, G (1, TSN, CPFN, FD)  
Nate Newton, G  
(2, AP, PFWA, PFW, TSN, FD)

## All-Pro (cont.)

- 1995 (cont.) Deion Sanders, CB (1, TSN)  
Emmitt Smith, RB  
(4, AP, PFWA, PFW, TSN, CPFN, FD)  
Erik Williams, T (2, TSN)  
Darren Woodson, S  
(2, AP, PFWA, PFW, TSN, CPFN, FD)
- 1996 (5) - Larry Allen, G (2, AP, PFWA,  
PFW, TSN, CPFN, FD)  
Deion Sanders, CB  
(2, AP, PFWA, PFW, TSN)  
Jim Schwartz, ST (1, PFWA, PFW)  
Erik Williams, T (3, AP)  
Darren Woodson, S (3, AP, PFWA,  
PFW, TSN, CPFN, FD)

## ALL-NFC

- 1970 (3) - Chuck Howley, LB (AP, UPI)  
John Niland, G (UPI)  
Mel Renfro, CB (AP)
- 1972 (3) - Bob Lilly, DT (AP, UPI)  
John Niland, G (AP, UPI)  
Rayfield Wright, T (AP, UPI)
- 1973 (5) - Calvin Hill, RB (AP, UPI)  
Lee Roy Jordan, LB (AP, UPI)  
John Niland, G (AP, UPI)  
Mel Renfro, CB (AP, UPI)  
Rayfield Wright, T (AP, UPI)
- 1974 (3) - Cliff Harris, S (AP, UPI)  
Drew Pearson, WR (AP, UPI)  
Rayfield Wright, T (AP, UPI)
- 1976 (5) - Billy Joe DuPree, TE (AP, UPI)  
Cliff Harris, S (AP, UPI)  
Blaine Nye, G (AP)  
Drew Pearson, WR (AP, UPI)  
Roger Staubach, QB (AP)
- 1977 (5) - Cliff Harris, S (UPI)  
Ehren Herrera, K (UPI)  
Harvey Martin, DE (UPI)  
Drew Pearson, WR (UPI)  
Roger Staubach, QB (UPI)
- 1978 (6) - Tony Dorsett, RB (UPI)  
Billy Joe DuPree, TE (UPI)  
Cliff Harris, S (UPI)  
Herb Scott, G (UPI)  
Charlie Waters, S (UPI)  
Randy White, DT (UPI)
- 1979 (6) - Bob Breunig, LB (PFW)  
Pat Donovan, T (UPI, PFW, TSN)  
Cliff Harris, S (TSN)  
Herb Scott, G (UPI, TSN)  
Roger Staubach, QB (UPI, PFW, TSN)  
Randy White, DT (UPI, PFW)
- 1980 (4) - Bob Breunig, LB (UPI)  
Pat Donovan, T (UPI)  
Herb Scott, G (UPI)  
Randy White, DT (UPI, PFW, TSN)
- 1981 (5) - Tony Dorsett, RB (UPI)  
Herb Scott, G (UPI)  
Ed Jones, DE (UPI)  
Rafael Septien, K (UPI)  
Randy White, DT (UPI)
- 1982 (5) - Bob Breunig, LB (UPI)  
Pat Donovan, T (UPI)  
Tony Dorsett, RB (UPI)  
Everson Walls, CB (UPI)

## ALL-TIME HONORS



### All-NFC (cont.)

- 1982 (cont.) Randy White, DT (UPI)  
 1983 (4) - Bob Breunig, LB (UPI)  
 Ed Jones, DE (UPI, PFW)  
 Everson Walls, CB (PFW)  
 Randy White, DT (UPI, PFW)  
 1984 (4) - Bill Bates, S (PFW)  
 Michael Downs, S (UPI)  
 Everson Walls, CB (UPI)  
 Randy White, DT (UPI, FN)  
 Doug Cosbie, TE (UPI)  
 1985 (5) - Michael Downs, S (UPI)  
 Tony Hill, WR (FN)  
 Everson Walls, CB (UPI, FN)  
 Randy White, DT (UPI, FN)  
 1986 (1) - Randy White, DT (FN)  
 1987 (1) - Herschel Walker, RB (PFW)  
 1988 (1) - Herschel Walker, RB (UPI)  
 1991 (3) - Michael Irvin, WR (UPI, FN)  
 Jay Novacek, TE (UPI, FN, PFW)  
 Emmitt Smith, RB (UPI, FN, PFW)  
 1992 (4) - Nate Newton, G (UPI, FN)  
 Jay Novacek, TE (UPI, FN)  
 Emmitt Smith, RB (UPI, FN)  
 Mark Stepnoski, C (UPI, FN)  
 1993 (5) - Troy Aikman, QB (FN)  
 Ken Norton, LB (FN)  
 Emmitt Smith, RB (UPI, FN)  
 Mark Stepnoski, C (UPI, FN)  
 Erik Williams, T (UPI, FN)  
 1994 (6) - Charles Haley, DE (UPI, FN)  
 Leon Lett, DT (UPI, FN)  
 Nate Newton, G (UPI, FN)  
 Emmitt Smith, RB (UPI, FN)  
 Mark Stepnoski, C (UPI, FN)  
 Darren Woodson, S (UPI, FN)  
 1995 (5) - Larry Allen, G (FN)  
 Nate Newton, G (UPI)  
 Jay Novacek, TE (UPI)  
 Emmitt Smith, RB (UPI, FN)  
 Darren Woodson, S (UPI, FN)  
 1996 (4) - Larry Allen, G (UPI, FN)  
 Deion Sanders, CB (UPI, FN)  
 Tony Tolbert, DE (UPI, FN)  
 Darren Woodson, S (UPI, FN)

### ALL-ROOKIE

- 1974 - Efen Herrera, K (PFWA)  
 - Ed Jones, DE (PFWA)  
 1975 - Burton Lawless, G (PFWA)  
 Randy White, LB (PFWA)  
 1977 - Tony Dorsett, (UPI)  
 1979 - Aaron Mitchell, CB (UPI)  
 1981 - Everson Walls, (PFWA, UPI)  
 1983 - Bill Bates, S (PFWA, UPI, PFW)  
 1984 - Eugene Lockhart, LB  
 (PFWA, UPI, PFW, FD)  
 1987 - Roger Ruzek, K (UPI, PFW)  
 1988 - Michael Irvin, WR (FD)  
 1989 - Troy Aikman, QB  
 (PFWA, UPI, PFW, CPFN)  
 James Dixon, KR (UPI, PFW)  
 1990 - Jimmie Jones, DT (PFWA, UPI, PFW)  
 Emmitt Smith, RB  
 (PFWA, UPI, FN, PFW, FD, CPFN)  
 1991 - Larry Brown, CB (PFWA, PFW, FD,  
 FN)

### All-ROOKIE (cont.)

- 1991 (cont.) Darrick Brownlow, LB (PFWA)  
 Russell Maryland, DT  
 (PFWA, CPFN, PFW)  
 1992 - Robert Jones, LB  
 (PFWA, PFW, CPFN, FN)  
 Darren Woodson, ST (PFW, PFWA)  
 1993 - Darrin Smith, LB  
 (PFWA, CPFN, PFW, FN, FD)  
 Kevin Williams, WR (FN)  
 1994 - Larry Allen, T (PFWA, PFW, CPFN,  
 FN)  
 Chris Boniol, K (PFWA, PFW)

### NFL COACH OF THE YEAR

- 1966 - Tom Landry (AP)  
 1990 - Jimmy Johnson (AP)  
 1991 - Jimmy Johnson (FD)

### NFC COACH OF THE YEAR

- 1966 - Tom Landry (UPI)  
 1975 - Tom Landry (UPI)  
 1978 - Tom Landry (FN)  
 1990 - Jimmy Johnson (UPI, CPFN)

### NFL PLAYER OF THE YEAR

- 1993 - Emmitt Smith (AP, PFWA, TSN, PFW,  
 FD)

### BERT BELL AWARD

(presented by Maxwell Club to NFL Player of the Year)

- 1966 - Don Meredith, QB  
 1971 - Roger Staubach, QB  
 1993 - Emmitt Smith, RB

### NFC PLAYER OF THE YEAR

- 1971 - Roger Staubach  
 1981 - Tony Dorsett (UPI)  
 1993 - Emmitt Smith (FN)

### NFL OFFENSIVE PLAYER OF THE YEAR

- 1993 - Emmitt Smith (UPI, PFW, CPFN)

### NFL DEFENSIVE PLAYER OF THE YEAR

- 1977 - Harvey Martin (UPI, PFW)  
 1994 - Charles Haley (FD)

### NFC DEFENSIVE PLAYER OF THE YEAR

- 1994 - Charles Haley (UPI)

### NFC OFFENSIVE LINEMAN OF THE YEAR

- 1996 - Larry Allen (NFLPA)

### NFC SPECIAL TEAMS PLAYER OF THE YEAR

- 1984 - Bill Bates (USA Today, NFLPA)

### NFL DEFENSIVE BACK OF THE YEAR

- 1982 - Everson Walls (NFL Alumni)

### NFL DEFENSIVE LINEMAN OF THE YEAR

- 1982 - Randy White (NFL Alumni)

### NFL OFFENSIVE LINEMAN OF THE YEAR

- 1994 - Nate Newton (NFL Alumni)

### NFL QUARTERBACK OF THE YEAR

- 1993 - Troy Aikman (NFL Alumni)

### NFL RUNNING BACK OF THE YEAR

- 1993 - Emmitt Smith (NFL Alumni)

**NFL WIDE RECEIVER OF THE YEAR**

1991 - Michael Irvin (NFL Alumni)

**NFL TIGHT END OF THE YEAR**

1993 - Jay Novacek (NFL Alumni)

**NFL SPECIAL TEAMS PLAYER OF THE YEAR**

1983 - # Bill Bates (NFL Alumni)

1984 - Bill Bates (NFL Alumni)

1996 - Jim Schwantz (NFL Alumni)

**GOLDEN TOE TROPHY (PFW)**

(top placekicker)

1981 - Rafael Septien

**NFL ROOKIE OF THE YEAR**

1977 - Tony Dorsett (NEA, PFWA, TSN)

**NFC ROOKIE OF THE YEAR**

1977 - Tony Dorsett (UPI, TSN)

1992 - Robert Jones, (UPI)

**NFL OFFENSIVE ROOKIE OF THE YEAR**

1969 - Calvin Hill, RB (AP)

1970 - Duane Thomas, RB (FN, PFG)

1977 - Tony Dorsett, RB (AP, PFW, FD)

1990 - Emmitt Smith, RB (AP, PFW, FN)

**NFL MAN OF THE YEAR**

1981 - Tom Landry (FN)

**NFL PLAYER OF THE WEEK**

1993 - Michael Irvin, vs. S.F., 10/17 (PFWA)

1993 - Emmitt Smith, @ Phil., 10/31 (PFWA)

Emmitt Smith, @ N.Y. Gia.,

1/2/94 (PFWA)

1994 - Jason Garrett, vs. G.B., 11/24

(PFHOF)

1995 - Emmitt Smith, @ N.Y. Gia., 9/4

(PFHOF)

Emmitt Smith, @ Minn., 9/17

(PFHOF)

**NFC DEFENSIVE PLAYER OF THE WEEK**

1984 - Randy White, vs. G.B., 9/23

Randy White, @ Phil., 12/2

1985 - Jim Jeffcoat, @ Wash., 11/10

Jim Jeffcoat, vs. N.Y. Gia., 12/15

1986 - Ed Jones, @ S.D., 11/16

1987 - Bill Bates, @ N.Y. Gia., 9/20

Ed Jones, vs. N.Y. Gia., 11/2

1988 - Ed Jones, vs. Atl., 9/25

1990 - Issiac Holt @ T.B., 10/7

James Washington, vs. Pho., 12/16

1993 - Kevin Smith, @ N.Y. Jets, 12/18

1994 - Charles Haley, @ Pitt., 9/4

Darren Woodson, @ Phil., 12/4

Darrin Smith, @ N.O., 12/19

1995 - Charles Haley, vs. Den., 9/10

1996 - Leon Lett, @ Phil., 9/30

George Teague, vs. Minn., 12/28

**NFC OFFENSIVE PLAYER OF THE WEEK**

1985 - Tony Dorsett, vs. Pit., 10/13

Danny White, vs. StL., 11/28

1987 - Kelvin Edwards, vs. Phil., 10/11

Herschel Walker, vs. StL., 12/27

1988 - # Michael Irvin, @ Wash., 12/11

1991 - Emmitt Smith, @ Pho., 9/22

Troy Aikman, vs. N.Y. Gia., 9/29

Michael Irvin, vs. Atl., 12/22

1992 - Emmitt Smith, vs. Wash., 9/7

**NFC OFFENSIVE PLAYER OF THE WEEK (cont.)**

1992 (cont.) Michael Irvin, vs. Pho., 9/20

Emmitt Smith, @ Raid., 10/25

Erik Williams, vs. Phil., 11/1

Emmitt Smith, vs. Chi., 12/27

Troy Aikman, vs. Phil., 1/10/93

Troy Aikman, @ S.F., 1/17/93

1993 - Troy Aikman, vs. G.B., 10/3

Michael Irvin, vs. S.F., 10/17

Emmitt Smith, @ Phil., 10/31

Emmitt Smith, @ N.Y. Gia., 1/2/94

1994 - Troy Aikman, vs. Ariz., 10/9

Alvin Harper, @ Cin., 10/30

Jason Garrett, vs. G.B., 11/24

Troy Aikman, vs. G.B., 1/8/95

1995 - Emmitt Smith, @ N.Y. Gia., 9/4

Emmitt Smith, @ Minn., 9/17

Emmitt Smith, vs. G.B., 1/14/96

1996 - Troy Aikman, @ Mia., 10/27

**NFC SPECIAL TEAMS PLAYER OF THE WEEK**

1993 - # Kevin Williams, vs. Gia., 11/7

Eddie Murray, @ Minn., 12/12

1994 - Bill Bates, vs. Phil., 10/16

Kevin Williams, vs. Wash., 11/20

Brock Marion, vs. G.B., 1/8/95

1995 - John Jett, vs. G.B., 10/8

Chris Boniol, vs. N.Y. Gia., 12/17

1996 - Herschel Walker, vs. Atl., 10/20

Chris Boniol, vs. G.B., 11/18

Chris Boniol, vs. Minn., 12/28

**NFC OFFENSIVE PLAYER OF THE MONTH**

1991 - Emmitt Smith, RB, December

1992 - Emmitt Smith, RB, November

Emmitt Smith, RB, December

1993 - Troy Aikman, QB, October

Emmitt Smith, RB, December

1995 - Emmitt Smith, RB, September

**NFC SPECIAL TEAMS PLAYER OF THE MONTH**

1996 - Chris Boniol, K, November

**SUPER BOWL MOST VALUABLE PLAYER**

SB V - Chuck Howley, LB

SB VI - Roger Staubach, QB

SB XII - Harvey Martin, DE

Randy White, DT/LB

SB XXVII - Troy Aikman, QB

SB XXVIII - Emmitt Smith, RB

SB XXX - Larry Brown, CB

**ED BLOCK COURAGE AWARD**

(nominee from each NFL team for courage in battling injuries)

1984 - James Jones, RB

1985 - Howard Richards, OL

1986 - Tony Dorsett, RB

1987 - Brian Baldinger, OL

1988 - Randy White, DT

1989 - Ed Jones, DE

1990 - Kelvin Martin, WR

1991 - Ken Norton, LB

1992 - Daryl Johnston, FB

1993 - Bill Bates, S

1994 - Mark Stepnoski, C

1995 - Erik Williams, T

1996 - Kevin Smith, CB

**ALL-TIME HONORS****BOB LILLY AWARD**

(voted by Cowboys fans for sportsmanship, dedication, leadership and achievement)

- 1985 - Randy White, DT
- 1986 - Randy White, DT
- 1987 - Danny White, QB
- 1988 - Ed Jones, DE
- 1989 - Ed Jones, DE
- 1990 - Bill Bates, S
- 1991 - Bill Bates, S
- 1992 - Troy Aikman, QB
- 1993 - Bill Bates, S
- 1994 - Bill Bates, S
- 1995 - Troy Aikman, QB
- 1996 - Emmitt Smith, RB

**SPORTSMAN OF THE YEAR**

- 1994 - Emmitt Smith (TSN)

**DASA PRO ATHLETE OF THE YEAR**

- 1991 - Michael Irvin, WR  
Emmitt Smith, RB
- 1993 - Troy Aikman, QB  
Emmitt Smith, RB

**DASA BIG "D" AWARD**

- 1990 - Jimmy Johnson
- 1991 - Jerry Jones
- 1992 - Emmitt Smith

**DASA FIELD SCOVELL AWARD**

- 1970 - Dallas Cowboys
- 1971 - Bob Lilly
- 1975 - Roger Staubach
- 1977 - Tom Landry
- 1980 - Randy White
- 1981 - Tony Dorsett
- 1992 - Dallas Cowboys
- 1994 - Troy Aikman
- 1995 - Emmitt Smith

**DASA COACH OF THE YEAR**

- 1995 - Barry Switzer

**DASA LEGENDS AWARD**

- 1993 - Tom Landry

**DASA GARY BRIDELL COURAGE AWARD**

- 1994 - Bill Bates

**NFL MAN OF THE YEAR**

(Dallas nominees, Club winner underlined, when selected)

- 1970 - Bob Lilly, John Niland, Pettis Norman
- 1971 - John Niland, Jethro Pugh, Roger Staubach
- 1972 - John Niland, Jethro Pugh, Roger Staubach
- 1973 - Calvin Hill, John Niland, Roger Staubach
- 1975 - John Fitzgerald, Bill Gregory, Roger Staubach
- 1976 - Ralph Neely, Roger Staubach, Mark Washington
- 1980 - Billy Joe DuPree, D.D. Lewis, Drew Pearson
- 1981 - Billy Joe DuPree, D.D. Lewis, Robert Newhouse
- 1982 - Bob Breunig, Tony Dorsett, Bill Joe DuPree
- 1983 - Bob Breunig, Butch Johnson, Danny White
- 1984 - Bob Breunig, Doug Cosbie, Howard Richards
- 1985 - Bill Bates
- 1986 - Jim Jeffcoat
- 1987 - Jim Jeffcoat
- 1988 - Herschel Walker
- 1989 - Everson Walls
- 1990 - Jim Jeffcoat
- 1991 - Troy Aikman
- 1992 - Troy Aikman, Jim Jeffcoat, James Washington
- 1993 - Troy Aikman, Russell Maryland, James Washington
- 1994 - Troy Aikman
- 1995 - Troy Aikman, Daryl Johnston, Russell Maryland
- 1996 - Troy Aikman, Bill Bates, Daryl Johnston

**AP** - Associated Press; **CFPN** - College & Pro Football Newsweekly; **DASA** - Dallas All Sports Association; **FD** - Football Digest; **FN** - Football News; **NEA** - Newspaper Enterprise Association; **PFG** - Pro Football Guide; **PFHOF** - Pro Football Hall of Fame; **PFW** - Pro Football Weekly; **PFWA** - Pro Football Writers of America; **TSN** - The Sporting News; **UPI** - United Press International



*Defensive End Tony Tolbert*





## Cowboys All-Time Draft

1960

## EXPANSION DRAFT

## FROM BALTIMORE

## L.G. DUPRE

RB, Baylor, 5-11, 191

## RAY KROUSE

DE, Maryland, 6-3, 275

## DAVE SHERER

WR/P, Southern Methodist, 6-3, 210

## FROM CHICAGO

## DON HEALY

DT, Maryland, 6-3, 250

## JACK JOHNSON

RB, Miami, Fla., 6-3, 198

## PETE JOHNSON

RB, V.M.I., 6-2, 200

## FROM CLEVELAND

## LEROY BOLDEN

RB, Michigan State, 5-8, 175

## FRANK CLARKE

WR/TE, Colorado, 6-0, 210

## ED MODZELEWSKI

RB, Maryland, 6-1, 222

## FROM DETROIT

## CHARLES ANE

C, Southern California, 6-2, 260

## GENE CRONIN

LB, Pacific, 6-2, 230

## JIM DORAN

WR, Iowa State, 6-2, 200

## FROM GREEN BAY

## NATE BORDEN

DE, Indiana, 6-1, 240

## BILL BUTLER

S, Tenn. Chattanooga, 5-10, 180

## DON MCILHENNY

RB, Southern Methodist, 6-1, 195

## FROM L.A. RAMS

## TOM FRANCKHAUSER

CB, Purdue, 6-0, 192

## BOB FRY

T, Kentucky, 6-4, 238

## DUANE PUTNAM

G, Pacific, 6-0, 231

## FROM N.Y. GIANTS

## AL BARRY

G, Southern California, 6-2, 230

## MELWOOD "BUZ" GUY

G, Duke, 6-3, 248

## DON HEINRICH

QB, Washington, 6-0, 180

## FROM PHILADELPHIA

## DICK BIELSKI

TE, Maryland, 6-1, 218

## GERRY DELUCCA

T, Middle Tennessee St., 6-2, 248

## BILL STRIEGEL

LB, Pacific, 6-2, 230

## FROM PITTSBURGH

## RAY FISHER

T/DT, Eastern Illinois, 6-3, 230

## BOBBY LUNA

RB, Alabama, 6-1, 190

## RAY MATHEWS

WR, Clemson, 6-0, 195

## FROM ST. LOUIS

## BOB CROSS

T, Kilgore J.C., 6-4, 250

## ED HUSMANN

DT, Nebraska, 6-0, 230

## JACK PATERA

LB, Oregon, 6-1, 225

## FROM SAN FRANCISCO

## FRED DUGAN

WR, Dayton, 6-3, 195

## JOHN GONZAGA

DE, no college, 6-3, 250

## JERRY TUBBS

LB, Oklahoma, 6-2, 220

## FROM WASHINGTON

## TOM BRAATZ

LB, Marquette, 6-2, 211

## JOE NICELY

C, West Virginia, 6-1, 235

## DOYLE NIX

RB, Southern Methodist, 6-1, 188

1961

## (Drafted 2nd)

## 1. (A) NO CHOICE

Choice traded along with sixth choice to Washington for EDDIE LeBARON.

## 1. (B) BOB LILLY

DT, TCU, 6-5, 242 - Choice from Cleveland for first round pick in 1962.

## 2. E. J. HOLUB

LB, Texas Tech, 6-4, 218 (went to AFL).

## 3. STEW BARBER

G, Penn State, 6-3, 230 (went to AFL).

## 4. SONNY DAVIS

WR, Baylor, 6-2, 210.

## 5. NO CHOICE

Choice traded to San Francisco for GENE BABB.

## 6. NO CHOICE

Choice traded, along with first choice, to Washington for LeBARON.

## 7. ART GILMORE

HB, Oregon State, 6-0, 200.

## 8. DON TALBERT\*

T, Texas, 6-5, 220.

## 9. GLYNN GREGORY

HB, SMU, 6-2, 195.

## 10. NO CHOICE

Choice traded to Green Bay for FRED CONE.

## 11. NORRIS STEVENSON

HB, Missouri, 6-1, 205.

## 12. LOWNDES SHINGLER

QB, Clemson, 6-1, 205.

## 13. DON GOODMAN

HB, Florida, 6-0, 200.

## 14. BILL SHAW

G, Georgia Tech, 6-3, 222

(went to AFL).

## 15. JULIUS VARNADO

T, San Francisco State, 6-4, 220, (went to AFL).

## 16. JERRY STEFFEN

HB, Colorado, 6-0, 190.

## 17. EVERETT CLOUD

HB, Maryland, 6-0, 190.

## 18. RANDY WILLIAMS

HB, Indiana, 6-3, 208.

## 19. LYNN HOYEM\*

C, Long Beach State, 6-4, 225.

## 20. JERRY MORGAN

QB, Iowa State, 6-3, 195.

1962

## (Drafted 4th)

## 1. NO CHOICE

Choice traded to Cleveland for first round pick in 1961 when Cowboys picked BOB LILLY.

## 2. SONNY GIBBS\*

QB, TCU, 6-7, 225.

## 3. (A) NO CHOICE

Choice to Chicago for DON MEREDITH.

## 3. (B) BOBBY PLUMMER

G, TCU, 6-2, 235 - Choice from Cleveland for DUANE PUTNAM.

## 4. NO CHOICE

Choice to San Francisco for BILL HERCHMAN.

## 5. NO CHOICE

Choice to Los Angeles for JIMMY HARRIS.

## 6. (A) DONNIE DAVIS

TE, Southern University, 6-2, 235.

## 6. (B) GEORGE ANDRIE

DE, Marquette, 6-7, 247 - Choice and ALLEN GREEN from New York for FRED DUGAN.

## 7. NO CHOICE

Choice to Los Angeles for JOHN HOUSER.

## 8. KEN TUREAUD

RB, Michigan, 6-1, 198.

## 9. NO CHOICE

Choice to Baltimore for DON PERKINS.

## 10. JOHN M. LONGMEYER

G, Southern Illinois, 6-3, 230.

## 11. LARRY HUDAS

WR, Michigan St., 6-4, 208.

## 12. NO CHOICE

Choice to Green Bay for STEVE MEILINGER.

## 13. ROBERT MOSES

TE, Texas, 6-3, 211.



14. **HAROLD HAYS\***  
G, Southern Mississippi, 6-3, 218.
15. **GUY REESE**  
T, SMU, 6-5, 238.
16. **ROBERT JOHNSTON**  
T, Rice, 6-4, 215.
17. **RAY JACOBS**  
DT, Howard Payne, 6-3, 265 (went to AFL).
18. **DAVE CLOUTIER\***  
RB, Maine, 6-0, 195 (went to AFL).
19. **PAUL HOLMES**  
T, Georgia, 6-5, 220.
20. **AMOS BULLOCKS**  
RB, Southern Illinois, 6-1, 197.

## 1963

(Drafted 6th)

1. **LEE ROY JORDAN**  
LB, Alabama, 6-2, 210.
2. **NO CHOICE**  
Choice traded, along with ninth choice, to Chicago for CHUCK HOWLEY.
3. **JIM PRICE**  
LB, Auburn, 6-3, 225.
4. **WHALEY HALL\***  
G, Mississippi, 6-3, 230.
5. **NO CHOICE**  
Choice traded to New York for DICK NOLAN.
6. **NO CHOICE**  
Choice traded to Green Bay for JOHN SUTRO.
7. **MARV CLOTHIER**  
G, Kansas, 6-4, 220.
8. **NO CHOICE**  
Choice traded to Green Bay for LEE FOLKINS.
9. **NO CHOICE**  
Choice traded to Chicago.
10. **ROD SCHEYER**  
T, Washington, 6-2, 220.
11. **RAY SCHOENKE**  
C, Southern Methodist, 6-3, 225.
12. **BILL PERKINS**  
FB, Iowa, 6-2, 218.
13. **PAUL WICKER\***  
T, Fresno State, 6-5, 248.
14. **LOU CIOCI**  
LB, Boston College, 6-2, 225.
15. **JERRY OVERTON**  
WR, Utah, 6-2, 192.
16. **DENNIS GOLDEN**  
T, Holy Cross, 6-4, 235.
17. **ERNEST PARKS\***  
G, McMurry, 6-4, 230 (went to AFL).
18. **BILL FRANK**  
T, Colorado, 6-4, 250.
19. **JIM STIGER**  
RB, Washington, 5-11, 195.
20. **TOMMY LUCAS**  
TE, Texas, 6-3, 218.

## 1964

(Drafted 4th)

1. **SCOTT APPLETON**  
DT, Texas, 6-3, 240.
2. **MEL RENFRO**  
DB, Oregon, 6-0, 195.
3. **NO CHOICE**  
Choice traded to L.A. Rams for BOB LONG and JOHN MEYERS.
4. **PERRY LEE DUNN**  
DB, Mississippi, 6-2, 205.
5. **NO CHOICE**  
Choice traded to Green Bay for GARY BARNES.
6. **(A) BILLY LOTHBRIDGE**  
K-QB, Georgia Tech, 6-1, 188.
6. **(B) JIM CURRY**  
WR, Cincinnati, 6-4, 215 - Choice from Cleveland for ANDY CVERCKO.
6. **(C) JIMMY EVANS**  
WR, Texas Western, 6-1, 194 - Choice from Green Bay for JERRY NORTON.
7. **BOB HAYES\***  
WR, Florida A&M, 5-11, 189.
8. **AL GEVERINK**  
RB, UCLA, 6-2, 190.
9. **JAKE KUPP**  
G, Washington, 6-3, 215.
10. **ROGER STAUBACH\***  
QB, Navy, 6-2, 190.
11. **BOBBY CRENSHAW**  
G, Baylor, 6-3, 230 (went to AFL).
12. **JOHNNY NORMAN**  
WR, Northwestern Louisiana, 6-1, 185.
13. **JERRY RHOME\***  
QB, Tulsa, 6-0, 185.
14. **JIM WORDEN**  
LB, Wittenberg, 6-1, 230.
15. **BILL VAN BURKLEO**  
WR, Tulsa, 5-11, 185.
16. **PAUL CERCEL**  
C, Pittsburgh, 6-2, 222.
17. **HARRY ABELL\***  
LB, Missouri, 6-3, 212 (went to AFL).
18. **NO SELECTION**  
Player chosen not eligible.
19. **H.D. MURPHY**  
DB, Oregon, 6-0, 190.
20. **JOHN HUGHES**  
LB, Southern Methodist, 6-2, 220.

## 1965

(Drafted 6th)

1. **CRAIG MORTON**  
QB, California, 6-4, 215.
2. **MALCOLM WALKER**  
LB, Rice, 6-4, 245.
3. **NO CHOICE**  
Choice traded to Green Bay (who traded it to New York) for JOHN ROACH.
4. **(A) JIM SIDLE**  
FB, Auburn, 6-2, 215.
4. **(B) BOB SVIHUS**  
T, USC, 6-4, 240 (went to AFL) Choice from Detroit for SONNY GIBBS.
5. **ROGER PETTEE**  
LB, Florida, 6-4, 230.
6. **SONNY UTZ**  
RB, VPI, 5-11, 215.
7. **BRIG OWENS**  
DB, Cincinnati, 5-11, 183.
8. **RUSSELL WAYT**  
LB, Rice, 6-4, 235.
9. **JIM ZANIOS**  
FB, Texas Tech, 6-0, 215.
10. **GAYLON MCCOLLOUGH C**  
A, Alabama, 6-3, 215.
11. **JETHRO PUGH**  
DT, Elizabeth City State, 6-6, 255.
12. **ERNIE KELLERMAN**  
QB, Miami, OH, 6-0, 175.
13. **JACK SCHRAUB**  
TE, California, 6-6, 210.
14. **GARRY PORTERFIELD**  
DE, Tulsa, 6-3, 235.
15. **GENE FOSTER**  
RB, Arizona State, 6-0, 195 (went to AFL).
16. **DOUG McDUGAL**  
E, Oregon State, 6-4, 228.
17. **MITCH JOHNSON**  
T, UCLA, 6-4, 245.
18. **MARTIN AMSLER**  
DT, Evansville, 6-5, 250.
19. **MERV RETTENMUND**  
HB, Ball State, 5-10, 195.
20. **RON BARLOW\***  
T, Kansas State, 6-2, 230.

## 1966

(Drafted 5th)

1. **JOHN NILAND**  
G, Iowa, 6-3, 245.
2. **WILLIE TOWNES\***  
DE, Tulsa, 6-5, 265.
3. **NO CHOICE**  
Choice to San Francisco for LEON DONOHUE.
4. **NO CHOICE**  
Choice to Baltimore for RALPH NEELY.



5. (A) NO CHOICE  
Choice to San Francisco for J.D. SMITH.
5. (B) WALT GARRISON  
RB, Oklahoma State, 6-0, 209  
Choice from Baltimore through Detroit for AMOS MARSH.
6. BOB DUNLEVY  
WR, West Virginia, 6-4, 195.
7. ART ROBINSON  
TE, Florida A&M, 6-0, 208.
8. DON KUNIT  
RB, Penn State, 6-2, 200.
9. DARRELL ELAM  
FL, West Virginia Tech, 6-2, 189.
10. MASON MITCHELL  
RB, Washington, 6-1, 170.
11. AUSTIN DENNEY\*  
TE, Tennessee, 6-2, 225.
12. (A) LES SHY  
RB, Long Beach State, 6-1, 200. - Choice from Pittsburgh for LEE FOLKINS.
12. (B) CRAIG BAYNHAM\*  
RB, Georgia Tech, 6-1, 200.
13. RONNIE LAMB  
RB, South Carolina, 6-2, 216.
14. LEWIS TURNER  
RB, Norfolk State, 6-2, 183.
15. MARK GARTUNG\*  
DT, Oregon State, 6-4, 255.
16. TOM PIGGEE  
RB, San Francisco State, 5-11, 200.
17. GEORGE ALLEN  
T, West Texas State, 6-7, 245  
(went to AFL).
18. STEVE ORR  
DT, Washington, 6-4, 230.
19. BRYON JOHNSON  
T, Central Washington State, 6-5, 255.
20. LOU HUDSON  
FL, Minnesota, 6-5, 220.

**1967****(Drafted 23rd)**

1. NO CHOICE  
Choice given along with second and two fifths, to Houston for RALPH NEELY.
2. NO CHOICE  
NEELY trade.
3. PHIL CLARK  
DB, Northwestern, 6-2, 207.
4. CURTIS MARKER  
G, Northern Michigan, 6-2, 253.
5. (A) NO CHOICE  
Choice and JIM STEFFEN from Washington for BRIG OWENS, MITCH JOHNSON & JAKE KUPP; NEELY trade.

5. (B) NO CHOICE  
Choice from Cleveland for JOE BOB ISBELL, NEELY trade.
5. (C) NO CHOICE  
Choice to Green Bay for HENRY GREMMINGER.
6. SIMS STOKES  
DB, Northern Arizona, 6-1, 198.
7. RAYFIELD WRIGHT  
DE, Ft. Valley State, 6-7, 235.
8. STEVE LAUB  
QB, Illinois Wesleyan, 6-1, 190.
9. BYRON MORGAN  
DB, Findlay (Ohio), 6-3, 212.
10. EUGENE BOWEN  
RB, Tennessee A&I, 5-8, 210.
11. PAT RILEY  
WR, Kentucky, 6-2, 205.
12. HAROLD DETERS  
K, North Carolina State, 6-0, 200.
13. AL KERKIAN  
DE, Akron, 6-6, 235.
14. TOM BOYD  
G, Tarleton State, 6-3, 250.
15. LEAVIE DAVIS  
DB, Edward Waters College, FL, 6-4, 210.
16. PAUL BROTHERS  
HB, Oregon State, 6-1, 195.
17. GEORGE ADAMS  
LB, Morehead State, KY, 6-2, 218.

**1968****(Drafted Alternately 20th, 19th, 21st)**

1. DENNIS HOMAN  
FL, Alabama, 6-1, 181.
2. DAVID McDANIELS  
WR, Mississippi Valley, 6-4, 200.
3. (A) NO CHOICE  
Choice to Minnesota for LANCE RENTZEL.
3. (B) ED HARMON  
LB, Louisville, 6-4, 246 - Choice from Chicago for AUSTIN DENNEY and MAC PERCIVAL.
4. (A) NO CHOICE  
Choice to New Orleans for LARRY STEPHENS.
4. (B) JOHN DOUGLAS  
LB, Missouri, 6-2, 215 - Choice from New York for JIM COLVIN.
5. BLAINE NYE  
G, Stanford, 6-4, 255.
6. D.D. LEWIS  
LB, Mississippi State, 6-1, 210.
7. BOB TAUCHER  
T, Nebraska, 6-4, 251.

8. FRANK BROWN  
DE, Albany State, GA, 6-3, 249.
9. KEN KMEIC  
DB, Illinois, 6-2, 187.
10. BEN OLISON  
FL, Kansas, 6-1, 170.
11. RON SHOTTS  
RB, Oklahoma, 6-0, 206.
12. WILSON WHITTY  
LB, Boston University, 6-3, 224.
13. CARTER LORD  
TE, Harvard, 6-2, 214.
14. RON WILLIAMS  
DB, West Virginia, 6-2, 190.
15. TOMMY LUNCEFORD  
P, Auburn, 6-2, 202.
16. LARRY COLE  
DE, Hawaii, 6-5, 250.
17. GEORGE NORDGREN  
RB, Houston, 6-0, 200.

**1969****(Drafted Alternately 24th, 23rd, 22nd)**

1. CALVIN HILL  
RB, Yale, 6-3, 230.
2. RICHMOND FLOWERS  
WR, Tennessee, 6-0, 183.
3. (A) TOM STINCIC  
LB, Michigan, 6-2, 226.
3. (B) HALVOR HAGEN  
DE, Weber State, 6-5, 250 - Choice from San Francisco for HAROLD HAYES.
4. NO CHOICE  
Choice to New Orleans for - DAVE SIMMONS.
5. (A) NO CHOICE  
Choice to Baltimore for ANDY STYNCHULA.
5. (B) CHUCK KYLE  
LB, Purdue, 6-1, 220 - Choice from Los Angeles for COY BACON.
6. RICH SHAW  
FL, Arizona St., 6-4, 205.
7. LARRY BALES  
WR, Emory & Henry, 5-11, 185.
8. ELMER BENHARDT  
LB, Missouri, 6-2, 200.
9. CLAXTON WELCH  
RB, Oregon, 5-11, 200.
10. STUART GOTTLIEB  
G, Weber State, 6-5, 250.
11. CLARENCE WILLIAMS  
DT, Prairie View A&M, 6-5, 250.
12. BOB BELDEN  
QB, Notre Dame, 6-2, 210.
13. RENE MATISON  
WR, New Mexico, 6-0, 185.
14. GERALD LUTRI  
T, Northern Michigan, 6-4, 256.



15. **BILL JUSTUS**  
DB, Tennessee, 6-1, 180.
16. **FLOYD KERR**  
DB, Colorado State, 6-3, 195.
17. **BILL BAILEY**  
DT, Lewis & Clark, 6-4, 260.

### 1970

#### (Drafted 23rd)

- DUANE THOMAS**  
RB, West Texas, 6-1, 220.
- (A) BOB ASHER**  
T, Vanderbilt, 6-5, 250 - Choice from Chicago for CRAIG BAYNHAM and PHIL CLARK.
- (B) MARGENE ADKINS**  
WR, Herderson J.C., 5-10, 183.
- (A) CHARLIE WATERS**  
CB, Clemson, 6-1, 193 - Choice from Houston through Cleveland for JERRY RHOME.
- (B) STEVE KINER**  
LB, Tennessee, 6-1, 220 - Choice from Cleveland for JERRY RHOME.
- (C) DENTON FOX**  
S, Texas Tech, 6-2, 205.
- JOHN FITZGERALD**  
T, Boston College, 6-4, 265.
- NO CHOICE**  
Choice to St. Louis for BOBBY JOE CONRAD.
- PAT TOOMAY**  
DE, Vanderbilt, 6-5, 230.
- DON ABBEY**  
LB, Penn State, 6-2, 252.
- JERRY DOSSEY**  
G, Arkansas, 6-4, 244.
- ZENON ANDRUSYSHYN**  
K, UCLA, 6-2, 212.
- PETE ATHAS**  
S, Dade J.C., 6-0, 186.
- IVAN SOUTHERLAND**  
DT, Clemson, 6-4, 246.
- JOE WILLIAMS**  
RB, Wyoming, 6-1, 193.
- MARK WASHINGTON**  
CB, Morgan State, 5-11, 183.
- JULIAN MARTIN**  
WR, North Carolina Central, 6-3, 190.
- KEN DeLONG**  
TE, Tennessee, 6-2, 223.
- SEABERN HILL**  
CB, Arizona St., 6-2, 195.
- GLENN PATTERSON**  
C, Nebraska, 6-3, 220.
- (A) SAM SCARBER**  
RB, New Mexico, 6-2, 235 - Choice from St. Louis for JOHN WILBUR.
- (B) BILL GREGORY**  
DE, Wisconsin, 6-5, 240.
- (A) JOE CARTER**  
TE, Grambling, 6-3, 219 - Choice from New Orleans for WILLIE TOWNES.
- (B) BUDDY MITCHELL**  
T, Mississippi, 6-5, 232.
- RON KADZIEL**  
LB, Stanford, 6-3, 215.
- STEVE MAIER**  
WR, Northern Arizona, 6-3, 192.
- BILL GRIFFIN**  
T-G, Catawba, 6-5, 250.
- RON JESSIE**  
WR, Kansas, 6-0, 183.
- HONOR JACKSON**  
WR, Pacific, 6-2, 190.
- RODNEY WALLACE**  
DT, New Mexico, 6-5, 260.
- ERNEST BONWELL**  
LB, Lane College, 6-4, 225.
- STEVE GOEPEL**  
QB, Colgate, 6-2, 200.
- JAMES FORD**  
RB, Texas Southern, 6-0, 200.
- TYRONE COUEY**  
DB, Utah State, 6-2, 194.
- BOB YOUNG**  
TE, Delaware, 6-5, 250.
- JOHN BRENNAN**  
T, Boston College, 6-3, 260.
- JOHN BOMER**  
C, Memphis State, 6-3, 230.
- (B) ROBERT WEST**  
WR, San Diego St., 6-4, 218 - Choice from New England for STEVE KINER.
- (C) CHARLES ZAPIEC**  
LB, Penn State, 6-2, 222 - Choice from Detroit for RON JESSIE.
- (D) NO CHOICE**  
Choice to New Orleans for DON TALBERT.
- NO CHOICE**  
Choice to San Diego for TONY LISCIO.
- CHARLES BOLDEN**  
DB, Iowa, 6-3, 195.
- NO CHOICE**  
Choice to Chicago for LEE ROY CAFFEY.
- RALPH COLEMAN**  
LB, North Carolina A&T, 6-4, 216.
- ROY BELL**  
RB, Oklahoma, 5-10, 208.
- RICHARD AMMAN**  
DE, Florida State, 6-5, 234.
- LONNIE LEONARD**  
T-G, North Carolina A&T, 6-4, 244.
- JIMMY HARRIS**  
WR, Ohio State, 5-10, 180.
- JEAN FUGETT**  
TE, Amherst, 6-3, 219.
- ALAN THOMPSON**  
RB, Wisconsin, 6-0, 225.
- CARLOS ALVAREZ**  
WR, Florida, 5-10, 198.
- GORDON LONGMIRE**  
QB, Utah, 6-1, 205.
- ALFONSO CAIN**  
DT, Bethune-Cookman, 6-3, 271.

### 1972

#### (Drafted 26th)

- BILL THOMAS**  
RB, Boston College, 6-2, 225.
- (A) ROBERT NEWHOUSE**  
RB, Houston, 5-10, 202 - Choice from New England for HALVOR HAGEN and HONOR JACKSON.
- (B) JOHN BABINECZ**  
LB, Villanova, 6-1, 222 - Choice from New Orleans for MARGENE ADKINS.
- (C) CHARLES McKEE**  
WR, Arizona, 6-2, 199.
- (A) MIKE KELLER**  
LB, Michigan, 6-4, 221 - Choice from New England for HALVOR HAGEN and HONOR JACKSON.
- (B) MARV BATEMAN**  
P-K, Utah, 6-4, 213.
- (A) TIM KEARNEY**  
LB, Northern Michigan, 6-2, 225 - Choice from New Orleans for JOE WILLIAMS.
- (Drafted Alternately 20th, 22nd, 21st)**
  - BILLY JOE DuPREE**  
TE, Michigan State, 6-4, 225.
  - (A) GOLDEN RICHARDS**  
WR, Hawaii, 6-0, 172 - Choice from Green Bay for RON WIDBY and IKE THOMAS.
  - (B) NO CHOICE**  
Choice to Chicago as compensation for signing JACK CON-CANNON.
  - (A) HARVEY MARTIN**  
DT, East Texas State, 6-5, 262 - Choice from Houston through New Orleans for TOM STINCIC.
  - (B) NO CHOICE**  
Choice to New England for RON SELLERS.
  - DRANE SCRIVENER**  
DB, Tulsa, 6-0, 176.

### 1971

#### (Drafted 25th)

- TODY SMITH**  
DE, Southern Cal., 6-5, 250.
- ISAAC THOMAS**  
CB, Bishop, 6-2, 190.



5. **BRUCE WALTON**  
T, UCLA, 6-6, 251.
6. **BOB LEYEN**  
G, Yale, 6-4, 256.
7. **RODRIGO BARNES**  
LB, Rice, 6-1, 215.
8. **DAN WERNER**  
QB, Michigan State, 6-4, 195.
9. **MIKE WHITE**  
CB, Minnesota, 6-0, 196.
10. **CARL JOHNSON**  
LB, Tennessee, 6-1, 225.
11. **GERALD CASWELL**  
G, Colorado State, 6-4, 250.
12. **JIM ARNESON**  
G, Arizona, 6-3, 236.
13. **JOHN SMITH**  
WR, UCLA, 6-1, 187.
14. **BOB THORNTON**  
G-C, North Carolina, 6-3, 234.
15. **WALT BAISY**  
LB, Grambling, 6-2, 222.
16. **JOHN CONLEY**  
TE, Hawaii, 6-2, 228.
17. **LES STRAYHORN**  
RB, East Carolina, 5-10, 205.

**1974****(Drafted Alternately  
22nd, 21st, 20th, 23rd)**

1. **(A) ED JONES**  
DE, Tennessee State, 6-8, 260  
Choice from Houston for **TODDY SMITH** and **BILLY PARKS**.
1. **(B) CHARLES YOUNG**  
RB, North Carolina State, 6-1, 215.
2. **NO CHOICE**  
Choice and **RON SELLERS** to **Miami** for **OTTO STOWE**.
3. **(A) DANNY WHITE**  
QB, Arizona State, 6-2, 180 -  
Choice from Houston for **TODDY SMITH** and **BILLY PARKS**.
3. **(B) CALVIN PETERSON**  
LB, UCLA, 6-3, 218.
4. **(A) KEN HUTCHERSON**  
LB, Livingston State, 6-1, 214 -  
Choice from Oakland for **GLOSTER RICHARDSON**.
4. **(B) ANDY ANDRADE**  
RB-DB, Northern Michigan,  
5-11, 193.
5. **JOHN KELSEY**  
T, Missouri, 6-6, 226.
6. **JIM BRIGHT**  
DB, UCLA, 6-1, 210.
7. **RAYMOND NESTER**  
LB, Michigan State, 6-2, 224.
8. **MIKE HOLT**  
DB, Michigan State, 5-11, 176.
9. **BILL DULIN**  
T, Johnson C. Smith, 6-6, 244.
10. **DENNIS MORGAN**  
DB, Western Illinois, 5-11, 203.
11. **HARVEY McGEE**  
WR, Southern Mississippi, 6-2,  
209.
12. **KEITH BOBO**  
QB, Southern Methodist, 6-3,  
196.
13. **FRED LIMA**  
K, Colorado, 5-9, 202.
14. **DOUG RICHARDS**  
DB, Brigham Young, 6-4, 185.
15. **BRUCE CRAFT**  
DT, Geneva, Pa., 6-4, 232.
16. **GENE KILLIAN**  
T, Tennessee, 6-4, 225.
17. **LAWRIE SKOLROOD**  
T, North Dakota, 6-5, 230.

**1975****(Drafted 18th)**

1. **(A) RANDY WHITE**  
DE, Maryland, 6-4, 250 -  
Choice from N.Y. Giants for  
**CRAIG MORTON**.
1. **(B) THOMAS  
HENDERSON**  
LB, Langston, 6-2, 214.
2. **BURTON WELLES**  
G, Florida, 6-4, 253.
3. **BOB BREUNIG**  
LB, Arizona State, 6-2, 236.
4. **(A) PAT DONOVAN**  
DE, Stanford, 6-5, 240 - Choice  
from Houston for **MIKE MONT-  
GOMERY**.
4. **(B) RANDY HUGHES**  
DB, Oklahoma, 6-4, 209.
5. **(A) KYLE DAVIS**  
C, Oklahoma, 6-3, 240 -  
Choice from Green Bay for  
**JACK CONCANNON**.
5. **(B) NO CHOICE**  
Choice to Cincinnati for  
**CLINT LONGLEY**.
6. **ROLLY WOOLSEY**  
DB, Boise State, 6-1, 175.
7. **MICHAEL HEGMAN**  
LB, Tennessee State, 6-4,  
220.
8. **MITCH HOOPES**  
P, Arizona, 6-0, 210.
9. **ED JONES**  
DB, Rutgers, 6-0, 193.
10. **DENNIS BOOKER**  
RB, Millersville State, 6-1, 235.
11. **GREG KRPALEK**  
C, Oregon State, 6-5, 242.
12. **CHUCK BLAND**  
DB, Cincinnati, 5-11, 188.
13. **HERB SCOTT**  
G, Virginia Union, 6-2, 248.
14. **SCOTT LAIDLAW**  
RB, Stanford, 6-0, 206.
15. **WILLIE HAMILTON**  
RB, Arizona, 5-11, 182.
16. **PETE CLARK**  
TE, Colorado State, 6-4, 234.
17. **JIM TESTERMAN**  
TE, Dayton, 6-5, 225.

**1976****(Drafted 27th)**

1. **AARON KYLE**  
DB, Wyoming, 5-11, 183.
2. **(A) JIM JENSEN**  
RB, Iowa, 6-4, 226 - Choice  
from N.Y. Giants for **CRAIG  
MORTON**.
2. **(B) JIM EIDSON**  
G, Mississippi St., 6-4, 253.
3. **(A) DUKE FERGERSON**  
WR, San Diego St., 6-1, 186 -  
Choice from San Francisco for  
**BOB HAYES**.
3. **(B) JOHN SMITH**  
RB, Boise State, 6-0, 191 -  
Choice from Denver for **OTTO  
STOWE**.
3. **(C) BUTCH JOHNSON**  
WR, UC-Riverside, 6-1, 175.
4. **TOM RAFFERTY**  
G, Penn State, 6-3, 248.
5. **WALLY PESUIT**  
T, Kentucky, 6-4, 260.
6. **GREG McGUIRE**  
T, Indiana, 6-3, 265.
7. **(A) GREG SCHAUM**  
DT, Michigan State, 6-4, 246 -  
Choice from San Diego for  
**KEN HUTCHERSON**.
7. **(B) DAVID WILLIAMS**  
RB, Colorado, 6-2, 210.
8. **HENRY LAWS**  
DB, South Carolina, 5-10,  
171.
9. **BEASLEY REECE**  
RB, North Texas, 6-1, 193.
10. **LEROY COOK**  
DE, Alabama, 6-4, 212.
11. **CORNELIUS GREEN**  
QB, Ohio, 5-11, 170.
12. **CHARLES McSHANE**  
LB, Cal Lutheran, 6-2, 211.
13. **MARK DRISCOLL**  
QB, Colorado St., 6-1, 184.
14. **LARRY MUSHINSKIE**  
TE, Nebraska, 6-3, 217.
15. **DALE CURRY**  
LB, UCLA, 6-2, 222.
16. **RICH COSTANZO**  
T, Nebraska, 6-4, 260.
17. **STAN WOODFILL**  
K, Oregon, 6-0, 190.



## 1977

(Drafted Alternately  
24th, 25th, 26th)

- TONY DORSETT**  
RB, Pittsburgh, 5-11, 192 -  
Choice from Seattle for Cow-  
boys' first-round choice and  
three second-round choices.
- GLENN CARANO**  
QB, Nevada-Las Vegas, 6-3,  
195 - Choice from Seattle for  
DUKE FERGERSON.
- (A) TONY HILL**  
WR, Stanford, 6-2, 196 -  
Choice from Philadelphia for  
JOHN NILAND.
- (B) VAL BELCHER**  
G, Houston, 6-3, 250.
- GUY BROWN**  
LB, Houston, 6-4, 215.
- ANDY FREDERICK**  
OL, New Mexico, 6-6, 241.
- JIM COOPER**  
T, Temple, 6-5, 252.
- DAVID STALLS**  
DT, Northern Colorado, 6-4, 236.
- (A) AL CLEVELAND**  
DL, Pacific, 6-4, 246 - Choice  
from San Diego for MITCH  
HOOPES.
- (B) FRED WILLIAMS**  
RB, Arizona State, 5-10, 189.
- MARK CANTRELL**  
C, North Carolina, 6-3, 252.
- STEVE DeBERG**  
QB, San Jose State, 6-2, 205.
- DON WARDLOW**  
TE, Washington, 6-6, 230.
- GREG PETERS**  
OL, California, 6-5, 257.

## 1978

(Drafted 28th)

- LARRY BETHEA**  
DL, Michigan State, 6-5, 258.
- TODD CHRISTENSEN**  
RB-TE, Brigham Young, 6-3,  
224.
- DAVID HUDGENS**  
OL, Oklahoma, 6-5, 245.
- ALOIS BLACKWELL**  
RB, Houston, 5-11, 194.
- RICH ROSEN**  
G, Syracuse, 6-3, 242.
- HAROLD RANDOLPH**  
LB, East Carolina, 6-1, 191.
- TOM RANDALL**  
DT, Iowa State, 6-5, 248.
- HOMER BUTLER**  
WR, UCLA, 6-1, 184.
- RUSS WILLIAMS**  
DB, Tennessee, 6-1, 197.

- BARRY TOMASETTI**  
OL, Iowa, 6-3, 249.
- DENNIS THURMAN**  
S, Southern Cal, 5-11, 172.
- LEE WASHBURN**  
OL, Montana State, 6-6, 253.

## 1979

(Drafted 27th)

- ROBERT SHAW**  
C, Tennessee, 6-4, 252.
- AARON MITCHELL**  
CB, Nevada-Las Vegas, 6-1, 196.
- DOUG COSBIE**  
TE, Santa Clara, 6-6, 230 -  
Swapped choices with Seattle  
in BILL GREGORY trade.
- RALPH DeLOACH**  
DE, California, 6-5, 254.
- (A) BOB HUKILL**  
OL, North Carolina, 6-5, 250 -  
Choice from Chicago for  
GOLDEN RICHARDS.
- (B) CURTIS ANDERSON**  
DE, Central State, OH, 6-6, 240 -  
Choice from Seattle for  
EFFREN HERRERA.
- (C) RON SPRINGS**  
RB, Ohio State, 6-0, 197.
- (A) TIM LAVENDER**  
CB, Southern Cal, 6-3, 187 -  
Choice from Seattle for BILL  
GREGORY.
- (B) MIKE SALZANO**  
OL, North Carolina, 6-3, 242 -  
Choice from Denver for JIM  
JENSEN.
- (C) CHRIS De FRANCE**  
WR, Arizona State, 6-1, 205.
- GREG FITZPATRICK**  
LB, Youngstown, 6-2, 227.
- BRUCE THORNTON**  
DT, Illinois, 6-5, 266.
- GARRY COBB**  
LB, Southern Cal., 6-2, 209.
- MIKE CALHOUN**  
DT, Notre Dame, 6-4, 228.
- NO CHOICE**  
Choice to Detroit for SKIP -  
BUTLER.
- QUENTIN LOWRY**  
LB, Youngstown, 6-2, 225.

## 1980

(Drafted Alternately  
23rd, 24th, 25th)

- NO CHOICE**  
Choice given along with sec-  
ond-round choice to Baltimore  
for JOHN DUTTON.
- NO CHOICE**  
Choice given along with first-  
round choice to Baltimore for  
JOHN DUTTON.

- (A) BILL ROE**  
LB, Colorado, 6-3, 220 -  
Choice from Chicago for  
GOLDEN RICHARDS.
- (B) JAMES JONES**  
RB, Mississippi State, 5-10,  
200.
- KURT PETERSEN**  
DL, Missouri, 6-5, 255.
- GARY HOGEBROOM**  
QB, Central Michigan, 6-4, 195.
- TIMMY NEWSOME**  
RB, Winston-Salem State, 6-1,  
228.
- LESTER BROWN**  
RB, Clemson, 5-11, 176.
- LARRY SAVAGE**  
LB, Michigan State, 6-3, 225.
- JACKIE FLOWERS**  
WR, Florida State, 6-0, 194.
- MATTHEW TEAGUE**  
DE, Prairie View A&M, 6-4, 238.
- GARY PADJEN**  
LB, Arizona State, 6-1, 238.
- NORM WELLS**  
DT, Northwestern, 6-5, 249.

## 1981

(Drafted Alternately  
25th and 26th)

- HOWARD RICHARDS**  
T, Missouri, 6-5, 255.
- DOUG DONLEY**  
WR, Ohio State, 6-0, 180.
- GLEN TITENSOR**  
DL, Brigham Young, 6-4, 250.
- (A) SCOTT PELLUER**  
LB, Washington State, 6-1, 213  
Choice from San Francisco for  
THOMAS HENDERSON.
- (B) DERRIE NELSON**  
LB, Nebraska, 6-2, 217.
- DANNY SPRADLIN**  
LB, Tennessee, 6-1, 229.
- VINCE SKILLINGS**  
DB, Ohio State, 5-11, 176.
- (A) RON FELLOWS**  
DB, Missouri, 5-11, 165 -  
Choice from Tampa Bay for  
DAVE STALLS.
- (B) KEN MILLER**  
DB, East Michigan, 5-11, 180.
- PAUL PIUROWSKI**  
LB, Florida State, 6-2, 219.
- MIKE WILSON**  
WR, Washington State, 6-3, 202.
- PAT GRAHAM**  
DT, California, 6-3, 257.
- TIM MORRISON**  
G, Georgia, 6-3, 258.
- NATE LUNDY**  
WR, Indiana, 6-0, 169.

**1982****(Drafted 26th)**

- 1. ROD HILL**  
CB, Kentucky State, 6-0, 185.
- 2. JEFF ROHRER**  
LB, Yale, 6-3, 224.
- 3. JIM ELIOPULOS**  
LB, Wyoming, 6-3, 229.
- 4. (A) BRIAN CARPENTER**  
CB, Michigan, 5-10, 166 -  
Choice from Tampa Bay for  
DAVE STALLS.
- 4. (B) MONTY HUNTER**  
S, Salem College, 6-0, 201.
- 5. PHIL POZDERAC**  
T, Notre Dame, 6-9, 260.
- 6. (A) KEN HAMMOND**  
G, Vanderbilt, 6-4, 270 -  
Choice from Cleveland for  
BRUCE HUTHER.
- 6. (B) CHARLES DAUM**  
DL, Cal Poly-SLO, 6-6, 241.
- 7. BILL PURIFOY**  
DL, Tulsa, 6-7, 249.
- 8. (A) GEORGE PEOPLES**  
RB, Auburn, 6-0, 211 - Choice  
from Denver through Buffalo for  
WADE MANNING.
- 8. (B) DWIGHT SULLIVAN**  
RB, N. Carolina State, 6-0, 205.
- 9. JOE GARY**  
DL, UCLA, 6-5, 273.
- 10. TODD ECKERSON**  
T, North Carolina State, 6-4, 263.
- 11. (A) GEORGE THOMPSON**  
WR, Albany State, GA, 6-3,  
209 Choice from Tampa Bay  
for AARON MITCHELL.
- 11. (B) MICHAEL WHITING**  
RB, Florida State, 6-1, 210.
- 12. RICH BURTNES**  
G, Montana, 6-4, 257.

**1983****(Drafted Alternately  
23rd, 24th, 21st, 22nd)**

- 1. JIM JEFFCOAT**  
DE, Arizona State, 6-5, 260.
- 2. MIKE WALTER**  
LB, Oregon, 6-3, 230.
- 3. BRYAN CALDWELL**  
DE, Arizona State, 6-4, 248.
- 4. CHRIS FAULKNER**  
TE, Florida, 6-4, 257.
- 5. CHUCK McSWAIN**  
RB, Clemson, 6-0, 190.
- 6. REGGIE COLLIER**  
QB, Southern Mississippi, 6-3,  
207.
- 7. CHRIS SCHULTZ**  
T, Arizona, 6-8, 259.
- 8. LAWRENCE RICKS**  
RB, Michigan, 5-9, 194.

- 9. AL GROSS**  
S, Arizona, 6-3, 186.
- 10. ERIC MORAN**  
T, Washington, 6-5, 282.
- 11. DAN TAYLOR**  
T, Idaho State, 6-3, 258.
- 12. LORENZO BOUIER**  
RB, Maine, 6-0, 209.

**1984****(Drafted Alternately  
25th and 26th)**

- 1. BILLY CANNON**  
LB, Texas A&M, 6-4, 235.
- 2. (A) VICTOR SCOTT**  
DB, Colorado, 6-0, 192 -  
Choice from Houston thru Minn-  
esota for BUTCH JOHNSON.
- 2. (B) NO CHOICE**  
Choice to Houston for MIKE  
RENFRO.
- 3. FRED CORNWELL**  
TE, Southern California, 6-6, 236.
- 4. STEVE DeOSSIE**  
LB, Boston College, 6-2, 250.
- 5. (A) STEVE PELLUER**  
QB, Washington, 6-4, 204 -  
Choice from Tampa Bay for  
DANNY SPRADLIN.
- 5. (B) NORM GRANGER**  
RB, Iowa, 5-9, 217.
- 6. (A) EUGENE  
LOCKHART**  
LB, Houston, 6-2, 228 - Choice  
from Chicago for JAY SALDI.
- 6. (B) JOE LEVELIS**  
G, Iowa, 6-3, 270.
- 7. ED MARTIN**  
LB, Indiana State, 6-3, 218.
- 8. MIKE REVELL**  
RB, Bethune-Cookman, 5-11,  
197.
- 9. (A) JOHN HUNT**  
OL, Florida, 6-4, 262 - Choice  
from Indianapolis for RAUL  
ALLEGRE.
- 9. (B) NEAL MAUNE**  
OL, Notre Dame, 6-4, 249.
- 10. BRIAN SALONEN**  
TE, Montana, 6-3, 227.
- 11. DOWE AUGHTMAN**  
DL, Auburn, 6-2, 272.
- 12. CARL LEWIS**  
WR, Houston, 6-3, 187.

**1984****U.S.F.L. SUPPLEMENTAL  
DRAFT****(Drafted Alternately  
25th and 26th)**

- 1. TODD FOWLER**  
FB, Stephen F. Austin, 6-3, 218  
- From Houston Gamblers.

- 2. MALCOLM MOORE**  
WR, Southern California, 6-5,  
205 - From Los Angeles  
Express.
- 3. JEFF SPEK**  
TE, San Diego State, 6-3, 230 -  
From New Jersey Generals.

**1985****(Drafted Alternately  
17th, 16th, 20th, 19th, 18th)**

- 1. KEVIN BROOKS**  
DE, Michigan, 6-7, 265.
- 2. JESSE PENN**  
LB, Virginia Tech, 6-3, 255.
- 3. CRAWFORD KER**  
G, Florida, 6-4, 290.
- 4. ROBERT LAVETTE**  
RB, Georgia Tech, 5-11, 195.
- 5. (A) HERSHEL WALKER**  
RB, Georgia, 6-1, 224 - Choice  
from Houston for BUTCH  
JOHNSON.
- 5. (B) MATT DARWIN**  
C/G, Texas A&M, 6-4, 265 -  
Choice from Cleveland thru  
Buffalo for ROD HILL.
- 6. (A) KURT PLOEGER**  
DT, Gustavus Adolphus, 6-5,  
250 - Choice from Indianapolis  
for STEVE WRIGHT.
- 6. (B) MATT MORAN**  
C/G, Stanford, 6-4, 265.
- 7. (A) KARL POWE**  
WR, Alabama State, 6-2, 175 -  
Choice from San Diego thru  
Kansas City for LAWRENCE  
RICKS.
- 7. (B) JIM HERRMANN**  
DE, Brigham Young, 6-6, 265.
- 8. LEON GONZALEZ**  
WR, Bethune-Cookman, 5-10,  
160.
- 9. SCOTT STRASBURGER**  
LB, Nebraska, 6-1, 220.
- 10. JOE JONES**  
TE, Virginia Tech, 6-4, 245.
- 11. NEAL DELLOCONO**  
LB, UCLA, 6-1, 220.
- 12. KARL JORDAN**  
LB, Vanderbilt, 6-2, 245.

**1986****(Drafted Alternately  
21st, 20th, 19th, 18th)**

- 1. (A) MIKE SHERRARD**  
WR, UCLA, 6-2, 185 - Choice  
from San Francisco for Cowboys  
first and fifth-round choices.
- 1. (B) NO CHOICE**  
Choice given to San Francisco  
along with fifth-round choice  
for San Francisco's first-round  
choice.



2. **DARRYL CLACK**  
RB, Arizona State, 5-10, 207 -  
Choice from Indianapolis for  
GARY HOGEBOOM.
3. **MARK WALEN**  
DT, UCLA, 6-5, 265.
4. **MAX ZENDEJAS**  
K, Arizona, 5-11, 184.
5. **NO CHOICE**  
Choice given to San Francisco  
along with first-round choice  
for San Francisco's first-round  
choice.
6. **(A) THORNTON  
CHANDLER**  
TE, Alabama, 6-5, 238 - Choice  
from Buffalo for ROD HILL.
6. **(B) STAN GELBAUGH**  
QB, Maryland, 6-3, 207 - Choice  
from Detroit for ANGELO KING.
6. **(C) LLOYD YANCEY**  
G, Temple, 6-4, 275.
7. **JOHNNY HOLLOWAY**  
DB, Kansas, 5-11, 181.
8. **TOPPER CLEMONS**  
RB, Wake Forest, 5-11, 205.
9. **JOHN IONATA**  
G, Florida State, 6-2, 280.
10. **BRYAN CHESTER**  
G, Texas, 6-4, 260.
11. **GARTH JAX**  
LB, Florida State, 6-2, 225.
12. **(A) CHRIS DULIBAN**  
LB, Texas, 6-2, 216 - Choice  
from Buffalo for ROD HILL.
12. **(B) TONY FLACK**  
DB, Georgia, 6-1, 184.

### 1987

(Drafted Alternately  
12th and 11th)

1. **DANNY NOONAN**  
DT, Nebraska, 6-4, 282.
2. **RON FRANCIS**  
CB, Baylor, 5-9, 201.
3. **JEFF ZIMMERMAN**  
OL, Florida, 6-3, 310.
4. **KELVIN MARTIN**  
WR, Boston College, 5-9, 161.
5. **EVERETT GAY**  
WR, Texas, 6-2, 204.
6. **JOE ONOSAI**  
OL, Hawaii, 6-3, 283.
7. **KEVIN SWEENEY**  
OB, Fresno State, 6-0, 191.
8. **KEVIN GOGAN**  
T, Washington, 6-7, 295.
9. **ALVIN BLOUNT**  
RB, Maryland, 5-9, 197.
10. **DALE JONES**  
LB, Tennessee, 6-1, 234.
11. **JEFF WARD**  
K, Texas, 5-9, 169.

12. **SCOTT ARMSTRONG**  
LB, Florida, 6-1, 230.

### 1988

(Drafted Alternately  
11th, 14th, 13th, 12th)

1. **MICHAEL IRVIN**  
WR, Miami, Fl., 6-2, 198.
2. **KEN NORTON, JR.**  
LB, UCLA, 6-2, 224.
3. **MARK HUTSON**  
G, Oklahoma, 6-3, 292.
4. **DAVE WIDELL**  
T, Boston College, 6-6, 297.
5. **NO CHOICE**  
Choice given to Seattle for  
RON ESSINK.
6. **SCOTT SECULES**  
QB, Virginia, 6-3, 220.
7. **OWEN HOOVEN**  
T, Oregon State, 6-8, 302.
8. **MARK HIGGS**  
RB, Kentucky, 5-7, 188.
9. **BRIAN BEDFORD**  
WR, California, 6-4, 209.
10. **BILLY OWENS**  
DB, Pittsburgh, 6-1, 198.
11. **CHAD HENNINGS**  
DE, Air Force, 6-5, 251.
12. **BEN HUMMEL**  
LB, UCLA, 6-4, 234.

### 1989

(Drafted 1st)

1. **TROY AIKMAN**  
QB, UCLA, 6-3, 220.
2. **(A) NO CHOICE**  
Choice given along with sixth-  
round choice to L.A. Raiders  
for their second, third and fifth-  
round choices.
2. **(B) DARYL JOHNSTON**  
FB, Syracuse, 6-2, 237 -  
Choice from L.A. Raiders along  
with third and fifth-round choi-  
ces for Cowboys' second and  
sixth-round choices.
3. **(A) MARK STEPENSKI**  
OL, Pittsburgh, 6-2, 269.
3. **(B) RHONDY WESTON**  
DE, Florida, 6-5, 274 - Choice from  
L.A. Raiders along with second  
and fifth-round choices for  
Cowboys' second and sixth-round  
choices.
4. **TONY TOLBERT**  
DE, Texas-El Paso, 6-6, 245.
5. **(A) KEITH JENNINGS**  
TE, Clemson, 6-4, 241.
5. **(B) WILLIS CROCKETT**  
LB, Georgia Tech, 6-3, 221 -  
Choice from L.A. Raiders along  
with second and third-round  
choices for Cowboys' second  
and sixth-round choices.
5. **(C) JEFF ROTH**  
DT, Florida, 6-3, 256 - Choice  
from Denver for TONY  
DORSETT.
6. **NO CHOICE**  
Choice given to L.A. Raiders  
along with second-round  
choice for Raiders' second,  
third and fifth-round choices.
7. **KEVIN PETERSON**  
LB, Northwestern, 6-2, 227.
8. **CHARVEZ FOGER**  
RB, Nevada-Reno, 5-10, 211.
9. **TIM JACKSON**  
DB, Nebraska, 5-11, 192.
10. **ROD CARTER**  
LB, Miami, Fla., 6-1, 228.
11. **RANDY SHANNON**  
LB, Miami, Fla., 6-0, 224.
12. **SCOTT ANKROM**  
WR, Texas Christian, 6-1, 200.

### 1990

(Drafted 1st)

1. **(A) NO CHOICE**  
Choice used to select STEVE  
WALSH in the 1989 supple-  
mental draft.
1. **(B) EMMETT SMITH**  
RB, Florida, 5-9, 199 - Choice  
from Pittsburgh for first-round  
choice obtained from Minn-  
esota and third-round choice  
obtained from San Francisco.
2. **ALEXANDER BRIGHT**  
WR, Auburn, 6-0, 187.
3. **(A) NO CHOICE**  
Choice to Minnesota in HER-  
SCHEL WALKER trade.
3. **(B) JIMMIE JONES**  
DT, Miami, Fla., 6-4, 284 -  
Choice from New England  
along with sixth and eighth-  
round choices for third-round  
choice obtained from Denver,  
fifth-round choice obtained from  
Miami and Cowboys' seventh-  
round choice.
4. **NO CHOICE**  
Choice to Denver in KEVIN  
BROOKS trade.
5. **(A) NO CHOICE**  
Choice to Washington for  
DEAN HAMEL.
5. **(B) STAN SMAGALA**  
CB, Notre Dame, 5-10, 184 -  
Choice from L.A. Raiders for  
sixth-round choice obtained  
from Minnesota, eighth-round  
choice obtained from New-  
England, ninth-round choice  
obtained from Seattle, 10th-  
round choice obtained from  
Indianapolis and 11th-round  
choice obtained from San  
Francisco.





6. **NO CHOICE**  
Choice to San Diego along with sixth-round choice obtained from New England and sixth-round choice obtained from N.Y. Giants for San Diego's third-round choice in 1991.
7. **NO CHOICE**  
Choice given to New England along with third-round choice obtained from Denver and fifth-round choice obtained from Miami for New England's third, sixth and eighth-round choices.
8. **NO CHOICE**  
Choice to Detroit for PAUL PALMER
9. **KENNETH GANT**  
CB, Albany State, GA, 5-11, 178.
10. **NO CHOICE**  
Choice to Minnesota in HER-SHCEL WALKER trade.
11. **DAVE HARPER**  
LB, Humboldt State, 6-1, 220.
12. **NO CHOICE**  
Choice used to select MIKE LOWMAN in the 1989 supplemental draft.

**1991****(Drafted Alternately  
13th and 14th)**

1. **(A) RUSSELL MARYLAND**  
DT, Miami, 6-1, 274 - Choice from New England for first-round choice obtained from Minnesota, second-round choice, RON FRANCIS, DAVID HOWARD and EUGENE LOCKHART.
1. **(B) ALVIN HARPER**  
WR, Tennessee, 6-3, 204.
2. **(A) DIXON EDWARDS**  
LB, Michigan State, 6-1, 220 - Choice from Detroit for first-round choice obtained from Washington.
2. **(B) NO CHOICE**  
Choice to New England along with first-round choice obtained from Minnesota, RON FRANCIS, DAVID HOWARD and EUGENE LOCKHART for New England's first-round draft choice.
3. **(A) GODFREY MYLES**  
LB, Florida, 6-1, 242 - Choice obtained from San Diego for 1990 draft choices.
3. **(B) JAMES RICHARDS**  
G, California, 6-4, 289 - Choice obtained from Detroit for first-round choice obtained from Washington.
3. **(C) NO CHOICE**  
Choice to Minnesota in Herschel Walker trade.
3. **(D) ERIK WILLIAMS**  
T, Central St. (OH), 6-5, 304 - Choice obtained from New Orleans in STEVE WALSH trade.
4. **(A) CURVIN RICHARDS**  
RB, Pittsburgh, 5-9, 200.
4. **(B) BILL MUSGRAVE**  
QB, Oregon, 6-2, 196 - Choice obtained from Kansas City in STEVE PELLUER trade.
4. **(C) TONY HILL**  
DE, Tenn-Chattanooga, 6-6, 250 - Choice obtained from Detroit for first-round choice obtained from Washington.
4. **(D) KEVIN HARRIS**  
DE, Texas Southern, 6-5, 248 - Choice obtained from New England for first-round pick obtained from Minnesota.
5. **(A) NO CHOICE**  
Choice sent to L.A. Raiders for JOHN GESEK.
5. **(B) DARRICK BROWNLOW**  
LB, Illinois, 5-10, 245 - Choice obtained from Washington for first-round choice obtained from New England.
6. **MIKE SULLIVAN**  
OL, Miami, 6-3, 278.
7. **(A) LEON LETT**  
DE, Emporia (KS) St., 6-6, 273 - Choice obtained from Denver in DAVE WIDELL trade.
7. **(B) NO CHOICE**  
Choice sent to L.A. Raiders for DALE HELLESTRAE.
8. **NO CHOICE**  
Choice sent to Phoenix for ROB AWALT.
9. **DAMON MAYS**  
WR, Missouri, 5-9, 166.
10. **SEAN LOVE**  
G, Penn State, 6-3, 285.
11. **TONY BOLES**  
RB, Michigan, 6-1, 196.
12. **LARRY BROWN**  
CB, Tex. Christian, 5-11, 184.
- with fifth-round choice for second-round choice obtained from New Orleans, eighth-round choice obtained from Denver and the Cowboys' third, sixth and twelfth-round choices.
2. **(B) DARREN WOODSON**  
S, Arizona State, 6-1, 216 - Choice from New England along with first and fourth-round choices for first and third-round choices obtained from Minnesota.
2. **(C) NO CHOICE**  
Choice sent to Atlanta along with eighth-round choice for TONY CASILLAS.
3. **(A) CLAYTON HOLMES**  
CB, Carson-Newman, 5-10, 178 - Choice from Washington along with second-round choice for second and third-round choices obtained from Kansas City.
3. **(B) NO CHOICE**  
Choice sent to Cleveland along with second-round choice obtained from New Orleans, eighth-round choice obtained from Denver and the Cowboys' sixth and twelfth-round choices for second and fifth-round choices.
3. **(C) JAMES BROWN**  
T, Virginia State, 6-6, 331 - Choice from Detroit along with fourth and ninth-round choices for second-round choice obtained from Washington.
4. **(A) NO CHOICE**  
Choice sent to L.A. Raiders for STEVE BEUERLEIN.
4. **(B) TOM MYSLINSKI**  
G, Tennessee, 6-2, 291 - Choice from Detroit along with third and ninth-round choices for second-round choice obtained from Washington.
5. **(A) GREG BRIGGS**  
S, Texas Southern, 6-3, 209 - Choice from Atlanta along with first-round choice for first and fourth-round choices obtained from New England.
5. **(B) ROD MILSTEAD**  
G, Delaware State, 6-2, 293 - Choice from Cleveland along with second-round choice for second-round choice obtained from New Orleans, eighth-round choice obtained from Denver and the Cowboys' third, sixth, and twelfth-round choices.
5. **(C) NO CHOICE**  
Choice sent to Houston in the ALONZO HIGHSMITH trade.
6. **(A) FALLON WACASEY**  
TE, Tulsa, 6-7, 241 - Choice from New England for JESSE SOLOMON.

**1992****(Drafted Alternately  
24th, 23rd, 22nd, 21st)**

1. **(A) KEVIN SMITH**  
CB, Texas A&M, 5-11, 173 - Choice from Atlanta along with fifth-round choice for first and fourth-round choices obtained from New England.
1. **(B) ROBERT JONES**  
LB, East Carolina, 6-2, 236.
2. **(A) JIMMY SMITH**  
WR, Jackson State, 6-1, 200 - Choice from Cleveland along



6. (B) NO CHOICE  
Choice sent to Cleveland along with second-round choice obtained from New Orleans, eighth-round choice obtained from Denver and the Cowboys' third and twelfth-round choices for second and fifth-round choices.
7. NO CHOICE  
Choice sent to L.A. Raiders for GARRY LEWIS.
8. NO CHOICE  
Choice sent to Atlanta along with second-round choice for TONY CASILLAS.
9. (A) NATE KIRTMAN  
S, Pomona-Pitzer, 6-1, 186.
9. (B) CHRIS HALL  
S, East Carolina, 6-2, 184 - Choice from Detroit along with third and fourth-round choices for second-round choice obtained from Washington.
10. JOHN TERRY  
G, Livingstone College, 6-4, 292.
11. TIM DANIEL  
WR, Florida A&M, 5-11, 184.
12. (A) DONALD HARRIS  
S, Texas Tech, 6-0, 185 - Choice from New England for RICH GICEWICZ.
12. (B) NO CHOICE  
Choice sent to Cleveland along with second-round choice obtained from New Orleans, the Cowboys' third and sixth-round choices and the eighth-round choice obtained from Denver for second and fifth-round choices.

### 1993

(Drafted 28th)

1. NO CHOICE  
Choice to Green Bay along with fourth-round choice for two second, a fourth and eighth-round choices.
2. (A) KEVIN WILLIAMS  
WR, Miami, Fla., 5-9, 190 - Choice from Green Bay along with second, fourth and eighth-round choices for first and fourth-round choices.
2. (B) DARRIN SMITH  
LB, Miami, Fla., 6-1, 237 - Choice from Green Bay along with second, fourth and eighth-round choices for first and fourth-round choices.
2. (C) NO CHOICE  
Choice to San Francisco in Charles Haley trade.
3. MIKE MIDDLETON  
S, Indiana, 5-10, 211.

4. (A) DERRICK LASSIC  
RB, Alabama, 5-10, 192 - Choice from Green Bay along with two second-round choices and an eighth-round choice for first and fourth-round choices.
4. (B) RON STONE  
T, Boston College, 6-5, 306 - Choice from L.A. Raiders for ALEXANDER WRIGHT.
4. (C) NO CHOICE  
Choice to Green Bay along with first-round choice for two second, a fourth and eighth round choices.
5. NO CHOICE  
Choice to Pittsburgh for THOMAS EVERETT.
6. BARRY MINTER  
LB, Tulsa, 6-2, 236.
7. BROCK MARION  
S, Nevada-Reno, 5-11, 178.
8. (A) DAVE THOMAS  
CB, Tennessee, 6-2, 205 - Choice from Tampa Bay for Gary Lewis and an eighth-round choice.
8. (B) REGGIE GIVENS  
S, Penn State, 6-0, 219 - Choice from Green Bay along with two second-round choices and a fourth-round choice for first and fourth-round choices.
8. (C) NO CHOICE  
Choice to Tampa Bay along with Gary Lewis for an eighth-round choice.

### 1994

(Drafted 28th)

1. (A) SHANTE CARVER  
DE, Arizona State, 6-5, 240 - Choice from San Francisco along with seventh-round choice for Cowboys' first and second-round choices.
1. (B) NO CHOICE  
Choice to San Francisco along with second-round choice for first and seventh-round choice.
2. (A) LARRY ALLEN  
OL, Sonoma State, 6-3, 325 - Compensatory choice.
2. (B) NO CHOICE  
Choice to San Francisco along with first-round choice for first and seventh-round choice.
3. (A) NO CHOICE  
Choice to San Francisco in Charles Haley trade.
3. (B) GEORGE HEGAMIN  
T, North Carolina State, 6-7, 355 - Compensatory choice.
4. (A) WILLIE JACKSON  
WR, Florida, 6-1, 205 - Choice from Tampa Bay in Thomas Everett trade.
4. (B) DEWAYNE DOTSON  
LB, Mississippi, 6-1, 250.
5. NO CHOICE  
Choice to L.A. Raiders along with seventh-round choice obtained from San Francisco for Elvis Patterson and L.A. Raiders seventh-round choice.
6. (A) NO CHOICE  
Choice to L.A. Rams for Jim Price.
6. (B) DARRIN STUDSTILL  
DB, West Virginia, 6-1, 186 - Choice from L.A. Rams for Cowboys' fourth-round choice in 1995.
7. (A) TODDRICK McINTOSH  
DL, Florida State, 6-3, 277 - Choice from L.A. Raiders along with Elvis Patterson for Cowboys' fifth-round choice and seventh-round choice obtained from San Francisco.
7. (B) NO CHOICE  
Choice to New England for Hugh Millen.

### 1995

(Drafted Alternately  
28th and 27th )

1. (A) NO CHOICE  
Choice to Tampa Bay for two second-round draft choices.
2. (A) SHERMAN WILLIAMS  
RB, Alabama, 5-8, 190 - Choice from Atlanta along with fourth-round choice for a second-round choice obtained from Tampa Bay.
2. (B) KENDELL WATKINS  
TE, Mississippi State, 6-1, 305.
2. (C) SHANE HANNAH  
G, Michigan State, 6-5, 345 - Choice from Tampa Bay along with second-round choice for first-round choice.
3. CHARLIE WILLIAMS  
S, Bowling Green, 6-0, 190.
4. (A) ERIC BJORNSON  
TE, Washington, 6-4, 215 - Choice from Atlanta along with second-round choice for a second round choice obtained from Tampa Bay.
4. (B) NO CHOICE  
Choice to St. Louis for 1994 sixth-round choice.
4. (C) ALUNDIS BRICE  
CB, Mississippi, 5-10, 178 - Compensatory choice.
4. (D) LINC HARDEN  
LB, Oklahoma State, 6-3, 238 - Compensatory choice.



5. (A) NO CHOICE  
Choice used to select JOHN DAVIS in the 1994 supplemental draft.
5. (B) EDWARD HERVEY  
WR, Southern Cal, 6-3, 179 - Compensatory choice.
5. (C) DANA HOWARD  
LB, Illinois, 6-0, 238 - Compensatory choice.
6. NO CHOICE  
Choice to Chicago along with VINSON SMITH and BARRY MINTER for KELLY BLACKWELL, MARKUS PAUL and JOHN ROPER.
7. OSCAR STURGIS  
DE, North Carolina, 6-5, 280.

## 1996

(Drafted 30th)

1. NO CHOICE  
Choice to Washington for a second and third-round draft choice.
2. (A) KAVIKA PITTMAN  
DE, McNeese State, 6-6, 263 - Choice from Washington along with third-round choice for first-round choice.
2. (B) RANDALL GODFREY  
LB, Georgia, 6-2, 237 - Choice from Miami for second-round choice and fourth-round choice obtained from N.Y. Giants as compensation for signing of Ron Stone.
2. (C) NO CHOICE  
Choice sent to Miami along with fourth-round choice obtained from N.Y. Giants as compensation for signing of Ron Stone for second-round choice.

3. (A) CLAY SHIVER  
C, Florida State, 6-2, 294 - Choice from Washington along with second-round choice for first-round choice.
3. (B) NO CHOICE  
Choice used to select DAREN BENSON in the 1995 supplemental draft.
3. (C) STEPFRET WILLIAMS  
WR, N.E. Louisiana, 6-0, 170 - Compensatory choice.
3. (D) MIKE ULUFALE  
DL, Brigham Young, 6-4, 277 - Compensatory choice.
4. NO CHOICE  
Choice to Atlanta along with fifth-round choice for ROGER HARPER.
5. (A) KENNETH McDANIEL  
G, Norfolk State, 6-3, 322 - Choice from Baltimore for fourth-round choice in 1997.
5. (B) NO CHOICE  
Choice to Atlanta along with fourth-round choice for ROGER HARPER.
5. (C) ALAN CAMPOS  
LB, Louisville, 6-3, 236 - Compensatory choice.
6. (A) NO CHOICE  
Choice to Chicago for JIM SCHWANTZ.
6. (B) WENDELL DAVIS  
CB, Oklahoma, 5-10, 183 - Compensatory choice.
7. RYAN WOOD  
FB, Arizona State, 5-11, 236.

## 1997

(Drafted Alternately 25th, 24th, 23rd, 22nd)

1. (A) DAVID LaFLEUR  
TE, Louisiana State, 6-7, 280 -
- Choice from Philadelphia for first-round choice, fifth-round choice and third-round choice in 1998.
1. (B) NO CHOICE  
Choice to Philadelphia along with fifth-round choice and third-round choice in 1998 for first-round choice.
2. NO CHOICE  
Choice to Detroit for third and fourth-round choices.
3. (A) DEXTER COAKLEY  
LB, Appalachian State, 5-10, 215 - Choice from Detroit along with fourth-round choice for second-round choice.
3. (B) STEVE SCIFRES  
G/T, Wyoming, 6-4, 300.
3. (C) KENNY WHEATON  
CB, Oregon, 5-10, 190 - Compensatory Choice.
4. (A) ANTONIO ANDERSON  
DT, Syracuse, 6-6, 309 - Choice from Detroit along with third-round choice for second-round choice.
4. (B) NO CHOICE  
Choice to Baltimore for a 1996 fifth-round choice.
4. (C) MACEY BROOKS  
WR, James Madison, 6-5, 220 - Compensatory Choice.
4. (D) NICKY SUALUA  
FB, Ohio State, 5-11, 257 - Compensatory Choice.
5. NO CHOICE  
Choice to Philadelphia along with first-round choice and third-round choice in 1998 for first-round choice.
6. LEE VAUGHN  
CB, Wyoming, 5-11, 184.

BOLD Indicates Made Active Roster \*Drafted As Future

## Cowboys and Free Agency

## 1989

## PLAN B

## PLAYERS SIGNED (5):

- C Eric Coyle  
(from Washington)
- DB Ray Horton  
(from Cincinnati)
- TE Anthony Jones  
(from San Diego)
- LB Eric Naposki  
(from New England)
- RB Kevin Scott  
(from San Diego)

## PLAYERS LOST (6):

- C Bob Brotzki  
(by Atlanta)
- TE Doug Cosbie  
(by Denver)
- RB Mark Higgs  
(by Philadelphia)
- LB Garth Jax  
(by Phoenix)
- WR Mike Sherrard  
(by San Francisco)
- QB Kevin Sweeney  
(by San Francisco)

## 1990

## PLAN B

## PLAYERS SIGNED (16):

- FB Tommie Agee  
(from Kansas City)
- T Louis Cheek  
(from Miami)
- LB Terrence Cooks  
(from New England)
- DB Antonio Gibson  
(from New Orleans)
- WR Rod Harris  
(from New Orleans)

BOLD Indicates Made Active Roster \*Drafted As Future

**1990 (cont.)**

OL Greg Johnson  
(from Miami)  
LB Walter Johnson  
(from New Orleans)  
RB Keith Jones  
(from Cleveland)  
WR Dennis McKinnon  
(from Chicago)  
TE Jay Novacek  
(from Phoenix)  
DE Lybrant Robinson  
(from Washington)  
G Tony Slaton  
(from L.A. Rams)  
LB Vinson Smith  
(from Pittsburgh)  
DE Anthony Spears  
(from Houston)  
S James Washington  
(from L.A. Rams)  
WR Mike Williams  
(from Detroit)

**PLAYERS LOST (4):**

WR Cornell Burbage  
(by Minnesota)  
WR Bernard Ford  
(by Houston)  
RB Paul Palmer  
(by Cincinnati)  
C Bob White  
(by New England)

**1991****PLAN B****PLAYERS SIGNED (4):**

DB Odie Harris  
(from Tampa Bay)  
TE Craig Hudson  
(from Green Bay)  
TE Alfredo Roberts  
(from Kansas City)  
OL Alan Veingard  
(from Green Bay)

**PLAYERS LOST (2):**

G Crawford Ker  
(by Denver)  
FB Robert Perryman  
(by Denver)

**1992****PLAN B****PLAYERS SIGNED (4):**

LB Bernard Clark  
(from Cincinnati)  
G/C Frank Cornish  
(from San Diego)  
K Brad Daluiso  
(from Buffalo)

CB Brian Mitchell  
(from Atlanta)

**PLAYERS LOST (6):**

TE Rob Awall  
(by Denver)  
LB Darrick Brownlow  
(by Buffalo)  
LB Jack Del Rio  
(by Minnesota)  
CB Manny Hendrix  
(by San Francisco)  
S Stan Smagala  
(by Pittsburgh)  
K Ken Willis  
(by Tampa Bay)

**1993****PLAYERS SIGNED (0):****PLAYERS LOST (2):**

QB Steve Beuerlein  
(by Phoenix)  
WR Kelvin Martin  
(by Seattle)

**1994****PLAYERS SIGNED (2):**

G Derek Kennard  
(from New Orleans)  
QB Rodney Peete  
(from Detroit)

**PLAYERS LOST (8):**

DT Tony Casillas  
(by Kansas City)  
G/C Frank Cornish  
(by Minnesota)  
G John Gesek  
(by Washington)  
G/T Kevin Gogan  
(by L.A. Raiders)  
DT Jimmie Jones  
(by L.A. Rams)  
QB Bernie Kosar  
(by Miami)  
K Eddie Murray  
(by Philadelphia)  
LB Ken Norton  
(by San Francisco)

**1995****PLAYERS SIGNED (3):**

C Ray Donaldson  
(from Seattle)  
RB David Lang  
(from St. Louis)  
CB Deion Sanders  
(from San Francisco)

**PLAYERS LOST (11):**

LB Darrick Brownlow  
(by Washington)  
G/C Frank Cornish  
(by Jacksonville)  
TE Scott Galbraith  
(by Washington)  
S Kenneth Gant  
(by Tampa Bay)  
WR Alvin Harper  
(by Tampa Bay)  
DE Jim Jeffcoat  
(by Buffalo)  
QB Rodney Peete  
(by Philadelphia)  
C Mark Stepnoski  
(by Houston)  
RB Blair Thomas  
(by Atlanta)  
LB Matt Vanderbeek  
(by Washington)  
S James Washington  
(by Washington)

**1996****PLAYERS SIGNED (1):**

LB Fred Strickland  
(from Green Bay)  
CB Robert Bailey  
(by Miami)

**PLAYERS LOST (6):**

CB Larry Brown  
(by Oakland)  
LB Dixon Edwards  
(by Minnesota)  
LB Robert Jones  
(by St. Louis)  
DT Russell Maryland  
(by Oakland)  
G/T Ron Stone\*  
(by N.Y. Giants)


**1997****PLAYERS SIGNED (0):****PLAYERS LOST (6):**

K Chris Boniol\*  
(by Philadelphia)  
P John Jett  
(by Detroit)  
LB Godfrey Myles  
(by Denver)  
LB Jim Schwantz\*  
(by San Francisco)  
LB Darrin Smith  
(by Philadelphia)  
S George Teague  
(by Miami)

\*Restricted Free Agent

# COWBOYS

**1996  
Season**





# The 1996 Season At A Glance

## Chicago 22, Dallas 6 At Chicago, Sept. 2, 1996

DALLAS	3	0	0	3	-	6
CHICAGO	0	10	0	12	-	22

Cowboys - FG Boniol 28  
Bears - Harris 33 pass from Conway (Huerta kick)

Bears - FG Huerta 31  
Bears - FG Huerta 42  
Bears - FG Huerta 34  
Bears - Cox fumble recovery in end zone (two point attempt failed)

Cowboys - FG Boniol 28  
Attendance - 63,076

	Cowboys	Bears
First Downs	18	14
Total Net Yards	256	304
Net Yards Rushing	83	91
Net Yards Passing	173	213
Passes	37-21	29-14
Sacked/Yards	2/19	0/0
Passes Intercepted By	1	1
Punts-Average	4-37.3	3-53.3
Fumbles-Lost	4-3	1-1
Penalties-Yards	9-64	6-57
Time of Possession	30:36	29:24

### Rushing

Cowboys - E. Smith, 18 for 70; Aikman, 3 for 9; Johnston, 2 for 6; K. Williams, 2 for -2.  
Bears - Green, 17 for 62; Harris, 10 for 21; Timpson, 1 for 8; Kramer, 4 for 0.

### Passing

Cowboys - Aikman, 21 of 37 for 192 yards, 1 interception.  
Bears - Kramer, 12 of 27 for 133 yards, 1 interception; Sauerbrun, 1 of 1 for 47 yards; Conway, 1 of 1 for 33 yards, 1 touchdown.

### Receiving

Cowboys - Sanders, 9 for 87; K. Williams, 3 for 32; Johnston, 3 for 27; Walker, 2 for 24; E. Smith, 2 for 5; Martin, 1 for 12; Ware, 1 for 5.  
Bears - Conway, 4 for 33; Harris, 3 for 103, 1 touchdown; Timpson, 3 for 56; Green, 2 for 8; Engram, 1 for 7; Jennings, 1 for 6.

## Dallas 27, N.Y. Giants 0 At Dallas, Sept. 8, 1996

NY GIANTS	0	0	0	0	-	0
DALLAS	14	7	3	3	-	27

Cowboys - Sanders 8 pass from Aikman (Boniol kick)

Cowboys - K. Williams 19 pass from Aikman (Boniol kick)

Cowboys - E. Smith 5 pass from Aikman (Boniol kick)

Cowboys - FG Boniol 23  
Cowboys - FG Boniol 29

Attendance - 63,069

	Giants	Cowboys
First Downs	7	21
Total Net Yards	105	368
Net Yards Rushing	63	140

	Giants	Cowboys
Net Yards Passing	42	228
Passes	19-10	27-19
Sacked/Yards	3/13	0/0
Passes Intercepted By	0	1
Punts-Average	8-48.0	5-36.2
Fumbles-Lost	2-1	2-0
Penalties-Yards	4-53	5-40
Time of Possession	25:17	34:43

### Rushing

Giants - Hampton, 15 for 52; Brown, 1 for 5; Way, 1 for 4; Elias, 1 for 2; Wheatley, 6 for 0.  
Cowboys - E. Smith, 24 for 82; Sh. Williams, 7 for 38; Walker, 3 for 9; Johnston, 1 for 7; K. Williams, 1 for 4; Sanders, 1 for 3; Aikman, 1 for 0; Wilson, 2 for -3.

### Passing

Giants - Brown, 10 of 19 for 55 yards, 1 interception.  
Cowboys - Aikman, 19 of 27 for 228 yards, 3 touchdowns.

### Receiving

Giants - Elias, 3 for 12; Calloway, 2 for 15; Pierce, 2 for 15; Hampton, 2 for 1; Toomer, 1 for 12.  
Cowboys - K. Williams, 6 for 86, 1 touchdown; Bjornson, 4 for 41; Sanders, 3 for 38, 1 touchdown; E. Smith, 3 for 12, 1 touchdown; Johnston, 2 for 13; Martin, 1 for 38.

## Indianapolis 25, Dallas 24 At Dallas, Sept. 15, 1996

INDIANAPOLIS	3	6	13	3	-	25
DALLAS	7	14	0	3	-	24

Colts - FG Blanchard 23

Cowboys - Johnston 5 pass from Aikman (Boniol kick)

Cowboys - Sanders 22 fumble return (Boniol kick)

Cowboys - E. Smith 2 run (Boniol kick)

Colts - FG Blanchard 25

Colts - FG Blanchard 52

Colts - Pollard 48 pass from Harbaugh (Blanchard kick)

Colts - Dilger 8 pass from Harbaugh (two point attempt failed)

Cowboys - FG Boniol 52

Colts - FG Blanchard 43

Attendance - 63,021

	Colts	Cowboys
First Downs	18	18
Total Net Yards	321	295
Net Yards Rushing	103	111
Net Yards Passing	218	184
Passes	28-19	27-17
Sacked/Yards	5/26	0/0
Passes Intercepted By	0	1
Punts-Average	2-50.5	3-38.0
Fumbles-Lost	3-1	1-1
Penalties-Yards	6-50	2-30
Time of Possession	31:18	28:42

### Rushing

Colts - Crockett, 10 for 36; Groce, 3 for 28; Warren, 8 for 14; Workman, 3 for 14; Harbaugh, 4 for 11.

Cowboys - E. Smith, 26 for 101, 1 touchdown; Aikman, 3 for 8; Johnston 1 for 2.

**Passing**

Colts - Harbaugh, 19 of 28 for 244 yards, 2 touchdowns, 1 interception.

Cowboys - Aikman, 17 of 27 for 184 yards, 1 touchdown.

**Receiving**

Colts - Crockett, 4 for 60; Dawkins, 4 for 57; Warren, 4 for 23; Harrison, 3 for 16; Dilger, 2 for 34, 1 touchdown; Pollard, 1 for 48, 1 touchdown; Workman, 1 for 6.

Cowboys - Bjornson, 5 for 54; Johnston, 4 for 24, 1 touchdown; K. Williams, 2 for 36; Martin, 2 for 29; Sanders, 2 for 27; E. Smith, 2 for 14.

**Buffalo 10, Dallas 7****At Buffalo, Sept. 22, 1996**

DALLAS	0	0	0	7	- 7
BUFFALO	7	0	3	0	- 10

Bills - Thomas 2 run (Christie kick)

Bills - FG Christie 32

Cowboys - E. Smith 2 run (Boniol kick)

Attendance - 78,098

	Cowboys	Bills
First Downs	12	14
Total Net Yards	192	224
Net Yards Rushing	32	135
Net Yards Passing	160	89
Passes	34-16	22-13
Sacked/Yards	1/4	2/7
Passes Intercepted By	1	3
Punts-Average	6-46.2	6-43.5
Fumbles-Lost	1-1	1-1
Penalties-Yards	8-39	4-37
Time of Possession	22:32	37:28

**Rushing**

Cowboys - E. Smith, 15 for 25, 1 touchdown; Aikman, 1 for 5; Walker, 1 for 3; Johnston, 1 for -1.

Bills - Thomas, 22 for 51, 1 touchdown; Holmes, 8 for 48; Collins, 5 for 20; Tindale, 4 for 14; Early, 1 for 7; Van Pelt, 3 for -5.

**Passing**

Cowboys - Aikman, 16 of 33 for 164 yards, 3 interceptions; Sh. Williams, 0 for 1, 0 yards.

Bills - Collins, 11 of 17 for 87 yards, 1 interception; Van Pelt, 2 of 5 for 9 yards.

**Receiving**

Cowboys - Bjornson, 6 for 48; Johnston, 4 for 25; Martin, 3 for 38; Walker, 1 for 24; Sanders, 1 for 20; E. Smith, 1 for 9.

Bills - Reed, 5 for 36; Johnson, 4 for 50; Cline, 2 for 11; Louchiey, 1 for 0; Tindale, 1 for -1.

**Dallas 23, Philadelphia 19****At Philadelphia, Sept. 30, 1996**

DALLAS	7	13	3	0	- 23
PHILADELPHIA	10	0	7	2	- 19

Eagles - FG Anderson 46

Eagles - Watters 2 run (Anderson kick)

Cowboys - Bjornson 5 pass from Aikman (Boniol kick)

Cowboys - E. Smith 5 run (Boniol kick)

Cowboys - FG Boniol 46

Cowboys - FG Boniol 30

Eagles - Hall 32 interception return (Anderson kick)

Cowboys - FG Boniol 21

Eagles - Jett runs out of end zone for safety

Attendance - 67,201

	Cowboys	Eagles
First Downs	15	14
Total Net Yards	239	259
Net Yards Rushing	108	85
Net Yards Passing	131	174
Passes	22-13	30-16
Sacked/Yards	2/18	6/42
Passes Intercepted By	2	0
Punts-Average	4-39.8	3-46.3
Fumbles-Lost	2-2	5-3
Penalties-Yards	8-53	4-25
Time of Possession	31:33	28:27

**Rushing**

Cowboys - E. Smith, 22 for 92, 1 touchdown; Sh. Williams, 7 for 27; Aikman, 3 for 11; Johnston, 1 for 1; Jett, 1 for -23.

Eagles - Watters, 21 for 68, 1 touchdown; Turner, 4 for 12; Peete, 1 for 9; Fryar, 1 for -4.

**Passing**

Cowboys - Aikman, 13 of 22 for 149 yards, 1 touchdown.

Eagles - Peete, 9 of 16 for 98 yards, 1 interception; Detmer, 7 of 14 for 118 yards, 1 interception.

**Receiving**

Cowboys - Sanders, 3 for 55; Bjornson, 3 for 33, 1 touchdown; E. Smith, 3 for 30; Johnston, 2 for 2; Martin, 1 for 16; Walker, 1 for 13.

Eagles - Turner, 4 for 79; Watters, 4 for 26; Fryar, 2 for 15; C. Jones, 2 for 13; Seay, 1 for 35; Dunn, 1 for 34; West, 1 for 10; McIntyre, 1 for 4.

**Dallas 17, Arizona 3****At Dallas, Oct. 13, 1996**

ARIZONA	0	0	0	3	- 3
DALLAS	0	3	7	7	- 17

Cowboys - FG Boniol 23

Cowboys - E. Smith 1 run (Boniol kick)

Cardinals - FG Davis 49

Cowboys - E. Smith 13 run (Boniol kick)

Attendance - 64,096

	Cardinals	Cowboys
First Downs	13	22
Total Net Yards	178	324
Net Yards Rushing	58	125
Net Yards Passing	120	199
Passes	31-16	37-23
Sacked/Yards	3/21	0/0
Passes Intercepted By	1	1
Punts-Average	7-42.6	5-39.8
Fumbles-Lost	0-0	0-0
Penalties-Yards	2-20	3-28
Time of Possession	27:05	32:55

**Rushing**

Cardinals - Centers, 5 for 24; Johnson, 14 for 21; Graham, 3 for 13.

Cowboys - E. Smith, 21 for 112, 2 touchdowns; Sh. Williams, 3 for 9; Johnston, 3 for 6; Aikman, 2 for -2.

**Passing**

Cardinals - Graham, 16 of 31 for 141 yards, 1 interception.

Cowboys - Aikman, 23 of 37 for 199 yards, 1 interception.



### Receiving

Cardinals - Centers, 8 for 40; Moore, 3 for 45; Carter, 3 for 39; Sanders, 2 for 17.

Cowboys - Irvin, 5 for 51; Bjornson, 5 for 49; Sanders, 4 for 42; E. Smith, 4 for 10; Johnston, 3 for 17; Martin, 1 for 25; Walker, 1 for 5.

## Dallas 32, Atlanta 28

At Dallas, Oct. 20, 1996

ATLANTA.....	3	15	7	3	-	28
DALLAS.....	7	10	8	7	-	32

Cowboys - E. Smith 9 pass from Aikman (Boniol kick)

Falcons - FG Andersen 23

Cowboys - E. Smith 1 run (Boniol kick)

Falcons - FG Andersen 54

Cowboys - FG Boniol 49

Falcons - Hebert 1 run (two point attempt failed)

Falcons - FG Andersen 32

Falcons - FG Andersen 28

Falcons - Emanuel 4 pass from Hebert (Andersen kick)

Cowboys - E. Smith 3 run (Irvin pass from Aikman)

Falcons - FG Andersen 37

Cowboys - Martin 60 pass from Aikman (Boniol kick)

Attendance - 64,091

	Falcons	Cowboys
First Downs.....	22	17
Total Net Yards.....	369	306
Net Yards Rushing.....	113	56
Net Yards Passing.....	256	250
Passes.....	40-25	24-17
Sacked/Yards.....	3/16	2/15
Passes Intercepted By.....	0	0
Punts-Average.....	3-44.0	3-41.7
Fumbles-Lost.....	1-0	2-2
Penalties-Yards.....	10-70	6-70
Time of Possession.....	41:22	18:38

### Rushing

Falcons - Anderson, 26 for 97; Heyward, 3 for 14; Hebert, 2 for 2, 1 touchdown.

Cowboys - E. Smith, 15 for 50, 2 touchdowns; Johnston, 1 for 6.

### Passing

Falcons - Hebert, 25 of 40 for 272 yards, 1 touchdown; Nagle, 0 of 0 for 0 yards.

Cowboys - Aikman, 17 of 24 for 265 yards, 2 touchdowns.

### Receiving

Falcons - Emanuel, 8 for 71, 1 touchdown; Anderson, 7 for 45; Mathis, 5 for 101; Heyward, 2 for 28; Metcalf, 2 for 21; Birden, 1 for 6.

Cowboys - Irvin, 7 for 119; Bjornson, 4 for 24; Martin 3 for 96, 1 touchdown; E. Smith, 2 for 7, 1 touchdown; Sanders, 1 for 19.

## Dallas 29, Miami 10

At Miami, Oct. 27, 1996

DALLAS.....	3	6	13	7	-	29
MIAMI.....	0	10	0	0	-	10

Cowboys - FG Boniol 33

Cowboys - FG Boniol 29

Dolphins - Pritchett 16 pass from Marino (Nedney kick)

Dolphins - FG Nedney 26

Cowboys - FG Boniol 24

Cowboys - Bjornson 4 pass from Aikman (Boniol kick)

Cowboys - Irvin 2 pass from Aikman (kick no good)

Cowboys - E. Smith 10 pass from Aikman (Boniol kick)

Attendance - 75,283

	Cowboys	Dolphins
First Downs.....	27	10
Total Net Yards.....	482	221
Net Yards Rushing.....	123	48
Net Yards Passing.....	359	173
Passes.....	41-33	27-12
Sacked/Yards.....	1/4	0/0
Passes Intercepted By.....	1	0
Punts-Average.....	4-45.0	5-54.4
Fumbles-Lost.....	1-0	2-2
Penalties-Yards.....	9-65	3-22
Time of Possession.....	41:58	18:02

### Rushing

Cowboys - E. Smith, 22 for 74; Sh. Williams, 8 for 48; Aikman, 4 for 4; Johnston, 1 for 1; Sanders, 1 for -4.

Dolphins - Abdul-Jabbar, 7 for 29; McPhail, 2 for 14; Spikes, 3 for 6; Erickson, 1 for -1.

### Passing

Cowboys - Aikman, 33 of 41 for 363 yards, 3 touchdowns.

Dolphins - Marino, 12 of 27 for 173 yards, 1 touchdown, 1 interception.

### Receiving

Cowboys - Irvin, 12 for 186, 1 touchdown; E. Smith, 7 for 44, 1 touchdown; Sanders, 5 for 60; Bjornson, 4 for 19, 1 touchdown; Johnston, 2 for 28; Martin, 2 for 23; Walker, 1 for 3.

Dolphins - McDuffie, 3 for 32; Hill, 2 for 46; Pritchett, 2 for 24, 1 touchdown; Parmalee, 2 for 23; McPhail, 2 for 12; Jordan, 1 for 36.

## Philadelphia 31, Dallas 21

At Dallas, Nov. 3, 1996

PHILADELPHIA.....	7	7	7	10	-	31
DALLAS.....	7	3	3	8	-	21

Cowboys - E. Smith 1 run (Boniol kick)

Eagles - Watters 5 run (Anderson kick)

Cowboys - FG Boniol 19

Eagles - Detmer 6 run (Anderson kick)

Cowboys - FG Boniol 37

Eagles - Fryar 14 pass from Detmer (Anderson kick)

Cowboys - E. Smith 7 run (Bjornson pass from Aikman)

Eagles - FG Anderson 30

Eagles - Vincent 90 interception return (Anderson kick)

Attendance - 64,952

	Eagles	Cowboys
First Downs.....	22	22
Total Net Yards.....	347	296
Net Yards Rushing.....	130	117
Net Yards Passing.....	217	179
Passes.....	33-19	33-21
Sacked/Yards.....	0/0	0/0
Passes Intercepted By.....	2	0
Punts-Average.....	3-49.3	2-52.0
Fumbles-Lost.....	0-0	2-0
Penalties-Yards.....	12-71	3-34
Time of Possession.....	30:02	29:58



**Rushing**

Eagles - Watters, 24 for 116, 1 touchdown; Detmer, 5 for 12, 1 touchdown; Garner, 1 for 2.

Cowboys - E. Smith, 24 for 113, 2 touchdowns; Aikman, 3 for 4; Johnston, 1 for 3; Sh. Williams, 3 for -3.

**Passing**

Eagles - Detmer, 19 of 33 for 217 yards, 1 touchdown.

Cowboys - Aikman, 21 of 33 for 179 yards, 2 interceptions.

**Receiving**

Eagles - Fryar, 9 for 120, 1 touchdown; C.T. Jones, 3 for 23; Seay, 2 for 36; West, 1 for 18; Johnston, 1 for 9; Garner, 1 for 4; Turner, 1 for 4; Watters, 1 for 3.

Cowboys - Irvin, 7 for 89; Martin, 4 for 42; E. Smith, 4 for 4; Bjornson, 3 for 14; Sanders, 2 for 24; Johnston, 1 for 6.

### Dallas 20, San Francisco 17 (OT) At San Francisco, Nov. 10, 1996

DALLAS ..... 0 7 0 10 3 20  
SAN FRANCISCO ... 10 0 0 7 0 17

49ers - FG Wilkins 28  
49ers - Uwaezuoke 29 pass from Young (Wilkins kick)

Cowboys - Aikman 3 run (Boniel kick)

Cowboys - FG Boniel 26

49ers - Kirby 27 run (Wilkins kick)

Cowboys - Bjornson 6 pass from Aikman (Boniel kick)

Cowboys - FG Boniel 29

Attendance - 68,919

	Cowboys	49ers
First Downs.....	20	16
Total Net Yards.....	316	267
Net Yards Rushing.....	94	111
Net Yards Passing.....	222	156
Passes.....	39-24	30-17
Sacked/Yards.....	2/8	3/15
Passes Intercepted By.....	2	1
Punts-Average.....	7-46.7	5-48.2
Fumbles-Lost.....	0-0	1-1
Penalties-Yards.....	10-80	8-45
Time of Possession.....	39:15	26:57

**Rushing**

Cowboys - E. Smith, 26 for 81; Aikman, 3 for 8, 1 touchdown; Sh. Williams, 1 for 4; Johnston, 1 for 1.

49ers - Kirby, 12 for 55, 1 touchdown; Floyd, 10 for 55; Young, 2 for 4; Carter, 1 for -2; Rice, 1 for -1.

**Passing**

Cowboys - Aikman, 24 of 39 for 230 yards, 1 touchdown, 1 interception.

49ers - Grbac, 10 of 17 for 88 yards, 2 interceptions; Young, 7 of 13 for 83 yards, 1 touchdown.

**Receiving**

Cowboys - Bjornson, 8 for 45, 1 touchdown; Irvin, 6 for 88; Johnston, 5 for 33; Sanders, 2 for 34; Martin, 2 for 19; E. Smith 1 for 11.

49ers - Rice, 5 for 49; Floyd, 4 for 36; Kirby, 3 for 18; Uwaezuoke, 2 for 39, 1 touchdown; Popson, 2 for 24; Owens, 1 for 5.

### Dallas 21, Green Bay 6 At Dallas, Nov. 18, 1996

GREEN BAY ..... 0 0 0 6 - 6  
DALLAS ..... 6 9 0 6 - 21

Cowboys - FG Boniel 45

Cowboys - FG Boniel 37

Cowboys - FG Boniel 42

Cowboys - FG Boniel 45

Cowboys - FG Boniel 35

Cowboys - FG Boniel 39

Packers - Mayes 3 pass from Favre (two point attempt failed)

Cowboys - FG Boniel 28

Attendance - 65,032

	Packers	Cowboys
First Downs.....	15	15
Total Net Yards.....	254	317
Net Yards Rushing.....	90	112
Net Yards Passing.....	164	205
Passes.....	37-21	35-24
Sacked/Yards.....	4/30	1/1
Passes Intercepted By.....	0	0
Punts-Average.....	7-44.9	4-45.0
Fumbles-Lost.....	1-0	2-0
Penalties-Yards.....	5-28	4-24
Time of Possession.....	27:01	32:59

**Rushing**

Packers - Bennett, 8 for 48; Levens, 9 for 26; Favre, 3 for 14; Henderson, 1 for 2.

Cowboys - E. Smith, 20 for 76; Sh. Williams, 4 for 29; Johnston, 3 for 9; Aikman, 1 for -2.

**Passing**

Packers - Favre, 21 of 37 for 194 yards, 1 touchdown.

Cowboys - Aikman, 24 of 35 for 206 yards.

**Receiving**

Packers - Jackson, 7 for 98; Mickens, 5 for 38; Levens, 3 for 21; Bennett, 2 for 5; Thomason, 1 for 16; Beebe, 1 for 10; Henderson, 1 for 3; Mayes, 1 for 3, 1 touchdown.

Cowboys - E. Smith, 6 for 16; Irvin, 5 for 66; Johnston, 4 for 18; K. Williams, 3 for 47; Bjornson, 3 for 40; Sanders, 2 for 14; Martin, 1 for 5.

### N.Y. Giants 20, Dallas 6 At New York, Nov. 24, 1996

DALLAS ..... 3 0 0 3 - 6  
N.Y. GIANTS ..... 0 13 0 7 - 20

Cowboys - FG Boniel 31

Giants - FG Daluiso 45

Giants - FG Daluiso 46

Giants - Wooten 54 fumble return (Daluiso kick)

Cowboys - FG Boniel 37

Giants - Kozlowski 4 pass from Brown (Daluiso kick)

Attendance - 77,081

	Cowboys	Giants
First Downs.....	15	14
Total Net Yards.....	305	215
Net Yards Rushing.....	33	111
Net Yards Passing.....	272	104
Passes.....	39-28	18-12

# 1996 SEASON



	Cowboys	Giants
Sacked/Yards	1/8	1/6
Passes Intercepted By	1	2
Punts-Average	4-38.5	6-38.0
Fumbles-Lost	3-3	1-0
Penalties-Yards	6-35	7-60
Time of Possession	27:08	32:52

## Rushing

Cowboys - E. Smith, 11 for 18; Sh. Williams, 1 for 8; Johnston, 2 for 5; Sanders, 1 for 3; Aikman 1 for -1.

Giants - Wheatley, 21 for 69; Hampton, 14 for 38; Brown, 3 for 4.

## Passing

Cowboys - Aikman, 28 of 39 for 280 yards, 2 interceptions.

Giants - Brown, 12 of 18 for 110 yards, 1 touchdown, 1 interception.

## Receiving

Cowboys - Johnston, 7 for 57; Irvin, 6 for 77; K. Williams, 5 for 34; E. Smith, 4 for 24; Sh. Williams, 3 for 27; Sanders, 2 for 55; Martin, 1 for 6.

Giants - Calloway, 4 for 48; Cross, 3 for 25; Dawsey, 1 for 10; Alexander, 1 for 9; Way, 1 for 9; Downs, 1 for 5; Kozlowski, 1 for 4.

## Dallas 21, Washington 10

At Dallas, Nov. 28, 1996

WASHINGTON	0	3	7	0	- 10
DALLAS	0	7	7	7	- 21

Cowboys - E. Smith 4 run (Boniol kick)  
Redskins - FG Blanton 21  
Redskins - Shepherd 26 pass from Frerotte (Blanton kick)

Cowboys - E. Smith 4 run (Boniol kick)  
Cowboys - E. Smith 3 run (Boniol kick)

Attendance - 64,955

	Redskins	Cowboys
First Downs	13	19
Total Net Yards	209	247
Net Yards Rushing	46	201
Net Yards Passing	163	46
Passes	33-17	19-9
Sacked/Yards	2/12	2/17
Passes Intercepted By	1	2
Punts-Average	6-50.8	7-43.4
Fumbles-Lost	2-1	1-0
Penalties-Yards	4-30	7-68
Time of Possession	23:25	36:25

## Rushing

Redskins - Allen, 12 for 34; Mitchell, 2 for 12; Frerotte, 1 for 0; Logan, 1 for 0.

Cowboys - E. Smith, 29 for 155, 3 touchdowns; Sh. Williams, 13 for 46; Johnston, 2 for 1; Aikman, 4 for -1.

## Passing

Redskins - Frerotte, 17 of 33 for 175 yards, 1 touchdown, 2 interceptions.

Cowboys - Aikman, 9 of 19 for 63 yards, 1 interception.

## Receiving

Redskins - Asher, 4 for 55; Shepherd, 4 for 46, 1 touchdown; Brooks, 3 for 41; Mitchell, 3 for 17; Logan, 2 for 0; Ellard, 1 for 16.

Cowboys - K. Williams, 2 for 22; Johnston, 2 for 11; E. Smith, 2 for 9; Martin, 1 for 10; Bjornson, 1 for 6; Irvin, 1 for 5.

## Dallas 10, Arizona 6

At Arizona, Dec. 8, 1996

DALLAS	0	0	7	3	- 10
ARIZONA	3	3	0	0	- 6

Cardinals - FG Butler 33

Cardinals - FG Butler 28

Cowboys - Irvin 50 pass from Aikman (Boniol kick)

Cowboys - FG Boniol 31

Attendance - 70,763

	Cowboys	Cardinals
First Downs	15	20
Total Net Yards	334	347
Net Yards Rushing	80	134
Net Yards Passing	254	213
Passes	24-15	36-18
Sacked/Yards	1/1	2/11
Passes Intercepted By	2	0
Punts-Average	6-44.3	5-51.0
Fumbles-Lost	2-2	4-2
Penalties-Yards	5-55	7-50
Time of Possession	30:22	29:38

## Rushing

Cowboys - E. Smith, 27 for 70; Sh. Williams, 3 for 8; Aikman, 3 for 1; Johnston, 2 for -1.

Cardinals - McElroy, 14 for 90; Centers, 8 for 34; Johnson, 3 for 10; Esiason, 1 for 0.

## Passing

Cowboys - Aikman, 15 of 24 for 255 yards, 1 touchdown.

Cardinals - Esiason, 18 of 36 for 224 yards, 2 interceptions.

## Receiving

Cowboys - Irvin, 8 for 198, 1 touchdown; K. Williams, 3 for 29; Martin, 1 for 12; Bjornson, 1 for 11; Armstrong, 1 for 6; E. Smith, 1 for -1.

Cardinals - Sanders, 5 for 75; Moore, 4 for 94; Centers, 3 for 8; Carter, 2 for 22; Anderson, 1 for 17; Edwards, 1 for 12; C. Smith, 1 for 2; McElroy, 1 for -6.

## Dallas 12, New England 6

At Dallas, Dec. 15, 1996

NEW ENGLAND	6	0	0	0	- 6
DALLAS	3	3	6	0	- 12

Patriots - FG Vinatieri 21

Patriots - FG Vinatieri 30

Cowboys - FG Boniol 23

Cowboys - FG Boniol 36

Cowboys - FG Boniol 35

Cowboys - FG Boniol 29

Attendance - 64,578

	Patriots	Cowboys
First Downs	16	16
Total Net Yards	279	251
Net Yards Rushing	101	107
Net Yards Passing	178	144
Passes	40-20	28-16
Sacked/Yards	0/0	3/25
Passes Intercepted By	2	3
Punts-Average	3-37.7	4-45.8
Fumbles-Lost	1-1	0-0
Penalties-Yards	4-29	8-67
Time of Possession	24:57	35:03

**Rushing**

Patriots - Martin, 20 for 91; Meggett, 1 for 10.  
Cowboys - E. Smith, 27 for 85; Sh. Williams, 4 for 15; K. Williams, 1 for 9; Aikman, 3 for -2.

**Passing**

Patriots - Bledsoe, 20 of 40 for 178 yards, 3 interceptions.

Cowboys - Aikman, 16 of 28 for 169 yards, 2 interceptions.

**Receiving**

Patriots - Glenn, 8 for 83; Byars, 5 for 46; Martin, 3 for 19; Jefferson, 2 for 21; Brown, 1 for 9; Meggett, 1 for 0.

Cowboys - Irvin, 6 for 76; E. Smith, 5 for 55; Johnston, 3 for 15; K. Williams, 1 for 19; Bjornson, 1 for 4.

**Washington 37, Dallas 10**

At Washington, Dec. 22, 1996

DALLAS	0	3	0	7	-	10
WASHINGTON	3	13	7	14	-	37

Redskins - FG Blanton 55  
Redskins - FG Blanton 29  
Cowboys - FG Boniol 34  
Redskins - Allen 1 run (Blanton kick)  
Redskins - FG Blanton 18  
Redskins - Allen 2 run (Blanton kick)  
Redskins - Allen 6 run (Blanton kick)  
Redskins - Davis 4 run (Blanton kick)  
Cowboys - Walker 39 run (Boniol kick)

Attendance - 56,454

	Cowboys	Redskins
First Downs	14	32
Total Net Yards	235	483
Net Yards Rushing	119	157
Net Yards Passing	116	326
Passes	21-11	31-22
Sacked/Yards	1/7	3/20
Passes Intercepted By	1	1
Punts-Average	6-41.3	3-36.0
Fumbles-Lost	1-1	1-0
Penalties-Yards	10-80	8-70
Time of Possession	24:25	35:35

**Rushing**

Cowboys - Walker, 6 for 71, 1 touchdown; Sh. Williams, 15 for 40, Wilson, 2 for 8.

Redskins - Allen, 26 for 87, 3 touchdowns; Davis, 8 for 35, 1 touchdown; Mitchell, 4 for 33; Frerotte, 1 for 2.

**Passing**

Cowboys - Wilson, 8 of 18 for 79 yards, 1 interception; Garrett, 3 of 3 for 44 yards.

Redskins - Frerotte, 22 of 31 for 346 yards, 1 interception.

**Receiving**

Cowboys - K. Williams, 2 for 18; Sh. Williams, 2 for 14; St. Williams, 1 for 32; Walker, 1 for 20; Mitchell, 1 for 17; Martin, 1 for 9; Irvin, 1 for 7; Armstrong, 1 for 4; Johnston, 1 for 2.

Redskins - Ellard, 7 for 155; Westbrook, 4 for 80; Allen, 3 for 32; Bell, 2 for 20; Brooks, 2 for 19; Bowie, 2 for 14; Asher, 1 for 21; Mitchell, 1 for 5.

**JERRY JONES MINORITY COACHING FELLOWSHIP**

The Jerry Jones Minority Coaching Fellowship was established eight years ago to give minority college football coaches an intensive working experience on the NFL level. The purpose of this fellowship is to create an experience that will enable an individual coach to understand all dimensions of coaching with the Dallas Cowboys, from working with players in the classroom and on the field, to studying techniques and strategies with the other coaches, to handling administrative duties.

Beginning with training camp, the fellowship coaches are Dallas Cowboys coaches until responsibilities at their respective institutions begin. The coaches are housed at the Cowboys' training facilities at St. Edward's University and take part in every aspect of the football program, including on-field coaching, staff meeting participation and daily evaluation of current and prospective NFL players. During their stay with the Cowboys, each fellowship coach develops an understanding of the role of an NFL coach, of how to organize and formulate practice plans and game plans and of player evaluations.

"The fellowship coaches are an important part of our team during training camp," says Cowboys owner Jerry Jones. "We want them not only to learn, but to help us during this crucial time of preparing our team for the season. We believe this experience with the Cowboys will help minority coaches develop the background and contacts to move more rapidly into the NFL." Past recipients of the Jerry Jones Minority Coaching Fellowship include:

**1989 Clarence Brooks, Syracuse University**  
Desmond Robinson, West Virginia University

**1990 John Blake, University of Oklahoma**  
**Robert Ford, Texas A&M University**  
Luther Palmer, Norfolk State University  
Michael Simpson, Albany State University

**1991 John Blake, University of Oklahoma**  
Clarence James, University of Texas  
Michael Simpson, Albany State University  
Charlie Williams, Texas Christian University

**1992 Keith Armstrong, Oklahoma State University**  
Charles Coe, University of Tennessee  
**Cary Godette, Georgia Tech University**  
Charlie Williams, University of Minnesota

**1993 Ron Burton, University of North Carolina**  
Osia Lewis, Oregon State University

Randy Shannon, University of Miami  
Ron Taylor, University of Tulsa  
Ron Aiken, University of New Mexico  
Calvin Miller, Oklahoma State University

**1994**  
Leon Perry, Marshall University  
Ron Aiken, Vanderbilt University  
**1995**  
Luther Palmer, Virginia Union University  
Leon Perry, Marshall University

Ron Taylor, University of Tulsa  
Chris Wilson, Northern Illinois University  
**1996**  
Charlie Coe, Pittsburgh  
Luther Palmer, Virginia Union University  
Donald Pittman, Texas A&M-Kingsville  
Gary Smith, Southern University

BOLD denotes coaches who later coached in the NFL.



## NFC Wild Card Game

### Dallas 40, Minnesota 15

At Dallas, Dec. 28, 1996

MINNESOTA	0	0	7	8	- 15
DALLAS	7	23	7	3	- 40

Cowboys - Aikman 2 run (Boniol kick)  
 Cowboys - FG Boniol 28  
 Cowboys - E. Smith 37 run (Boniol kick)  
 Cowboys - Teague 29 interception return (Boniol kick)  
 Cowboys - FG Boniol 31  
 Cowboys - FG Boniol 22  
 Vikings - Carter 30 pass from Johnson (Sisson kick)

Cowboys - E. Smith 1 run (Boniol kick)  
 Cowboys - FG Boniol 25  
 Vikings - Johnson 5 run (Carter pass from Johnson)

Attendance - 64,682

	Vikings	Cowboys
First Downs	12	27
Total Net Yards	268	438
Net Yards Rushing	63	255
Net Yards Passing	205	183
Passes	27-15	31-21
Sacked/Yards	2/3	1/9
Passes Intercepted By	1	2
Punts-Average	2-39.5	1-43.0
Fumbles-Lost	4-4	2-1
Penalties-Yards	3-15	5-54
Time of Possession	17:57	42:03

### Rushing

Vikings - Lee, 7 for 26; Hoard, 3 for 21; Johnson, 3 for 14; Graham, 2 for 2.

Cowboys - E. Smith, 17 for 116; 2 touchdowns; Sh. Williams, 17 for 67; Walker, 8 for 62; Johnston, 1 for 5; Aikman, 2 for 4; K. Williams, 1 for 1.

### Passing

Vikings - Johnson, 15 of 27 for 208 yards, 1 touchdown, 2 interceptions.

Cowboys - Aikman, 19 of 29 for 178 yards, 1 interception; Garrett, 2 for 2 for 14 yards.

### Receiving

Vikings - Ismail, 3 for 78; Carter, 3 for 36, 1 touchdown; Evans, 3 for 9; Lee, 2 for 59; Jordan, 1 for 10; Reed, 1 for 10; Hoard, 1 for 7; Graham, 1 for -1.

Cowboys - Irvin, 8 for 103; E. Smith, 4 for 26; Bjornson, 3 for 16; Martin, 2 for 30; Johnston, 2 for 7; Walker, 1 for 8; Sh. Williams, 1 for 2.

## Divisional Playoff Game

### Carolina 26, Dallas 17

At Carolina, Jan. 5, 1997

DALLAS	3	8	3	3	- 17
CAROLINA	7	10	3	6	- 26

Cowboys - FG Boniol 22  
 Panthers - Walls 1 pass from Collins (Kasay kick)  
 Panthers - Green 10 pass from Collins (Kasay kick)

Cowboys - Johnson 2 pass from Aikman (two point attempt failed)  
 Cowboys - Carolina punt snapped out of end zone for safety

Panthers - FG Kasay 24  
 Cowboys - FG Boniol 21  
 Panthers - FG Kasay 40  
 Panthers - FG Kasay 40  
 Cowboys - FG Boniol 21  
 Panthers - FG Kasay 32

Attendance - 72,808

	Cowboys	Panthers
First Downs	21	18
Total Net Yards	244	227
Net Yards Rushing	96	127
Net Yards Passing	148	100
Passes	36-18	22-12
Sacked/Yards	2/17	0/0
Passes Intercepted By	1	3
Punts-Average	3-51.0	1-39.0
Fumbles-Lost	1-0	2-1
Penalties-Yards	6-61	5-38
Time of Possession	30:37	29:23

### Rushing

Cowboys - E. Smith, 22 for 80; Sanders, 1 for 16; Aikman, 1 for 0.

Panthers - Johnson, 26 for 104; Oliver, 3 for 11; Ismail, 1 for 7; Collins, 6 for 5; Stark, 1 for 0.

### Passing

Cowboys - Aikman, 18 of 36 for 165 yards, 1 touchdown, 3 interceptions.

Panthers - Collins, 12 of 22 for 100 yards, 2 touchdowns, 1 interception.

### Receiving

Cowboys - K. Williams, 6 for 89; Johnston, 4 for 18, 1 touchdown; Martin, 3 for 31; E. Smith, 3 for -2; Irvin, 1 for 22; Bjornson, 1 for 7.

Panthers - Green, 5 for 53, 1 touchdown; Walls, 3 for 25, 1 touchdown; Johnson, 1 for 9; Carrier, 1 for 7; Oliver, 1 for 5; Griffith, 1 for 1.

# COWBOYS



## 1996 Regular Season Statistics

## RESULTS AND ATTENDANCE (10-6)

L	6-22	@ Chicago	63,076	SO
W	27-0	NEW YORK GIANTS	63,069	SO
L	24-25	INDIANAPOLIS	63,021	SO
L	7-10	@ Buffalo	78,098	SO
W	23-19	@ Philadelphia	67,201	SO
		Open Date		
W	17-3	ARIZONA	64,096	SO
W	32-28	ATLANTA	64,091	SO
W	29-10	@ Miami	75,283	SO
L	21-31	PHILADELPHIA	64,952	SO
W	20-17	@ San Francisco (OT)	68,919	SO
W	21-6	GREEN BAY	65,032	SO
L	6-20	@ New York Giants	77,081	SO
W	21-10	WASHINGTON	64,955	SO
W	10-6	@ Arizona	70,763	SO
W	12-6	NEW ENGLAND	65,578	SO
L	10-37	@ Washington	56,454	SO

## TEAM STATISTICS

	DALLAS	OPP
FIRST DOWNS	286	260
Rushing	105	89
Passing	163	144
Penalty	18	27
Third Down-Made/Att	89/213	73/212
Third Down Efficiency	41.8	34.4
Fourth Down-Made/Att	4/8	12/20
TOTAL NET YARDS	4,763	4,382
Avg. Per Game	297.7	273.9
Total Plays	981	958
Avg. Per Play	4.9	4.6
NET YARDS RUSHING	1,641	1,576
Avg. Per Game	102.6	98.5
Total Rushes	475	437
Avg. Per Rush	3.5	3.6
NET YARDS PASSING	3,122	2,806
Avg. Per Game	195.1	175.4
Sacked/Yards Lost	19/127	37/219
Gross Yards	3,249	3,025
Attempts/Completions	487/307	484/271
Pct. of Completions	63.0	56.0
Had Intercepted	14	19
PUNTS/AVERAGE	74/42.6	75/46.1
Net Punting Average	36.8	39.5
PUNT RET./AVG.	44/9.0	32/7.8
KICKOFF RET./AVG.	53/25.3	70/20.4
INT./AVG. RET.	19/8.8	14/17.9
PENALTIES/YARDS	103/832	94/717
FUMBLES/BALL LOST	24/15	26/14
TOUCHDOWNS	27	24
Rushing	14	10
Passing	12	10
Returns	1	4
EXTRA POINT/ATTEMPTS	26/27	20/24
Kicking Made-Attempts	24/25	20/20
Passing Made-Attempts	2/2	0/3
Rushing Made-Attempts	0/0	0/1
FIELD GOALS/ATTEMPTS	32/36	28/32
AVG TIME OF POSS.	30:53	29:07

RUSHING	ATT	YDS	AVG	LG	TD
E. Smith	327	1,204	3.7	42	12
Sh. Williams	69	269	3.9	27	0
Walker	10	83	8.3	39†	1
Johnston	22	48	2.2	7	0
Aikman	35	42	1.2	10	1
K. Williams	4	11	2.8	9	0
Wilson	4	5	1.3	8	0
Sanders	3	2	0.7	3	0
Jett	1	-23	-23.0	-23	0

COWBOYS TOT...	475	1,641	3.5	42	14
Opp. Totals	437	1,576	3.6	37	10

RECEIVING	NO	YDS	AVG	LG	TD
Irvin	64	962	15.0	61	2
Bjornson	48	388	8.1	25	3
E. Smith	47	249	5.3	21	3
Johnston	43	278	6.5	23	1
Sanders	36	475	13.2	41	1
K. Williams	27	323	12.0	31	1
Martin	25	380	15.2	60†	1
Walker	7	89	12.7	24	0
Sh. Williams	5	41	8.2	13	0
Armstrong	2	10	5.0	6	0
St. Williams	1	32	32.0	32	0
Mitchell	1	17	17.0	17	0
Ware	1	5	5.0	5	0

COWBOYS TOT...	307	3,249	10.6	61	12
Opp. Totals	271	3,025	11.2	52	10

INTERCEPTIONS	NO	YDS	AVG	LG	TD
K. Smith	5	45	9.0	24	0
Woodson	5	43	8.6	21	0
Teague	4	47	11.8	22	0
Harper	2	30	15.0	15	0
Sanders	2	3	1.5	2	0
Strickland	1	0	0.0	0	0

COWBOYS TOT...	19	168	8.8	24	0
Opp. Totals	14	250	17.9	104†	1

## PUNTING

	NO	YDS	AVG	TB	IN20	LG	BL	NET
--	----	-----	-----	----	------	----	----	-----

Jett	74	3,150	42.6	9	22	60	0	36.8
COWBOYS	74	3,150	42.6	9	22	60	0	36.8
Opp. Totals	75	3,459	46.1	5	23	67	0	39.5

## PUNT RETURNS

	NO	FC	YDS	AVG	LG	TD
Martin	41	10	373	9.1	22	0
K. Williams	2	0	17	8.5	9	0
Sanders	1	1	4	4.0	4	0

COWBOYS TOT...	44	11	394	9.0	22	0
Opp. Totals	32	23	249	7.8	52	0

## KICKOFF RETURNS

	NO	YDS	AVG	LG	TD
Walker	27	779	28.9	89	0
K. Williams	21	471	22.4	39	0
Marion	3	68	22.7	37	0
C. Williams	2	21	10.5	21	0

COWBOYS TOT...	53	1,339	25.3	89	0
Opp. Totals	70	1,431	20.4	50	0

# 1996 SEASON



	TDR	TDP	TDR1	FG	PAT	S	TP
Boniol .....	0	0	0	32/36	24/25	0	120
E. Smith .....	12	3	0	0/0	0/0	0	90
Bjornson .....	0	3	0	0/0	0/0	0	20
Irvin .....	0	2	0	0/0	0/0	0	14
Sanders .....	0	1	1 <sup>†</sup>	0/0	0/0	0	12
Aikman .....	1	0	0	0/0	0/0	0	6
Johnston .....	0	1	0	0/0	0/0	0	6
Martin .....	0	1	0	0/0	0/0	0	6
Walker .....	1	0	0	0/0	0/0	0	6
K. Williams ..	0	1	0	0/0	0/0	0	6

### COWBOYS

TOTALS.....	14	12	1	32/36	24/25	0	286
Opp. Totals..	10	10	4 <sup>†</sup>	28/32	20/20	1 <sup>†</sup>	250

2-Pt Conversions: Cowboys 2-2 Opponents 0-4

- Aikman pass to Irvin vs. Atlanta (10/20)
- Aikman pass to Bjornson vs. Philadelphia (11/3)
- Cox fumble recovery in end zone @ Chicago (9/2)
- Hall 32 yard interception return @ Philadelphia (9/30)
- Vincent 90 yard interception return vs. Philadelphia (11/3)
- Wooten 54 yard fumble return @ New York Giants (11/24)
- <sup>†</sup>22 yard fumble return vs. Indianapolis (9/15)
- <sup>†</sup>Jett runs out of end zone for safety @ Philadelphia (9/30)

SCORE BY QUARTERS	1	2	3	4	OT	T
COWBOYS.....	60	85	57	81	3	286
Opponents.....	52	80	51	67	0	250

### FIELD GOALS

	11-19	20-29	30-39	40-49	50+
Boniol .....	1-1	13-13	12-13	5-7	1-2
COWBOYS.....	1-1	13-13	12-13	5-7	1-2
Opponents.....	1-1	10-11	8-10	7-8	2-2

Boniol: (28,43M,28),(23,29),(52,40M,57M),(36B),  
(46,30,21),(23),(49),(33,29,24),(19,37),  
(26,29),(45,37,42,45,35,39,28),(31,37),(),  
(31),(23,36,35,29),(34)

Opponents: (31,35M,42,34),(),(23,25,52,43),(32),  
(46,29B),(49),(23,54,32,28,37),(26),  
(30),(28),(32M),(45,46),(40B,21),  
(33,28),(21,30),(46,29,18)

PASSING	ATT	COMP	YDS	PCT	AVG			PCT			PCT		
					ATT	TD	TD	INT	INT	LG	SKS/YDS	RATING	
Aikman .....	465	296	3,126	63.7	6.72	12	2.6	13	2.8	61	18/120	80.1	
Wilson .....	18	8	79	44.4	4.39	0	0.0	1	5.6	20	1/7	34.3	
Garrett .....	3	3	44	100.0	14.67	0	0.0	0	0.0	32	0/0	118.8	
Sh. Williams .....	1	0	0	0.0	0.00	0	0.0	0	0.0	0	0/0	39.6	

COWBOYS TOT..	487	307	3,249	63.0	6.67	12	2.5	14	2.9	61	19/127	78.6
Opp. Totals.....	484	271	3,025	56.0	6.25	10	2.1	19	3.9	52	37/219	65.3



All-Pro Guard Larry Allen



## 1996 Postseason Statistics

## RESULTS AND ATTENDANCE (1-1)

W 40-15 MINNESOTA	64,682	SO
L 17-26 @ Carolina	72,808	SO

TEAM STATISTICS	DALLAS	OPP
FIRST DOWNS	48	30
Rushing	21	11
Passing	22	14
Penalty	5	5
Third Down-Made/Att	11/26	5/18
Third Down Efficiency	42.3	27.8
Fourth Down-Made/Att	0/1	2/4
TOTAL NET YARDS	682	495
Avg. Per Game	341.0	247.5
Total Plays	140	103
Avg. Per Play	4.9	4.8
NET YARDS RUSHING	351	190
Avg. Per Game	175.5	95.0
Total Rushes	70	52
Avg. Per Rush	5.0	3.7
NET YARDS PASSING	331	305
Avg. Per Game	165.5	152.5
Sacked/Yards Lost	3/26	2/3
Gross Yards	357	308
Attempts/Completions	67/39	49/27
Pct. of Completions	58.2	55.1
Had Intercepted	4	3
PUNTS/AVERAGE	4/49.0	3/39.3
Net Punting Average	43.0	37.3
PUNT RET./AVG.	1/6.0	3/8.0
KICKOFF RET./AVG.	7/17.4	13/23.7
INT./AVG. RET.	3/17.0	4/31.5
PENALTIES/YARDS	11/115	8/53
FUMBLES/BALL LOST	3/1	6/5
TOUCHDOWNS	5	4
Rushing	3	1
Passing	1	3
Returns	1	0
EXTRA POINT/ATTEMPTS	4/5	4/4
Kicking Made-Attempts	4/4	3/3
Passing Made-Attempts	0/1	1/1
Rushing Made-Attempts	0/0	0/0
FIELD GOALS/ATTEMPTS	7/7	4/4
AVG TIME OF POSS.	36:20	23:40

SCORING	TDR	TDP	TDR%	FG	PAT	S	TP
Boniol	0	0	0	7/7	4/4	0	25
E. Smith	2	0	0	0/0	0/0	0	12
Aikman	1	0	0	0/0	0/0	0	6
Johnston	0	1	0	0/0	0/0	0	6
Teague	0	0	1 <sup>1</sup>	0/0	0/0	0	6

COWBOYS	TOTALS	OPP.
TOTALS	3	1
Opp. Totals	1	3

2-Pt Conversions: Cowboys 0-1 Opponents 1-1<sup>1</sup><sup>2</sup>29 yard interception return vs. Minnesota (12/28)<sup>3</sup>Punt snapped out of end zone @ Carolina (1/5/97)<sup>1</sup>Johnson pass to Carter vs. Minnesota (12/28)

PASSING	ATT	COMP	YDS	PCT	AVG
Aikman	65	37	343	56.9	5.28
Garrett	2	2	14	100.0	7.00
COWBOYS TOT.	67	39	357	58.2	5.33
Opp. Totals	49	27	308	55.1	6.29

RUSHING	ATT	YDS	AVG	LG	TD
E. Smith	39	196	5.0	37 <sup>1</sup>	2
Sh. Williams	17	67	3.9	20	0
Walker	8	62	7.8	23	0
Sanders	1	16	16.0	16	0
Johnston	1	5	5.0	5	0
Aikman	3	4	1.3	2 <sup>1</sup>	1
K. Williams	1	1	1.0	1	0
COWBOYS TOT.	70	351	5.0	37 <sup>1</sup>	3
Opp. Totals	52	190	3.7	12	1

RECEIVING	NO	YDS	AVG	LG	TD
Irvin	9	125	13.9	22	0
E. Smith	7	24	3.4	15	0
K. Williams	6	89	14.8	23	0
Johnston	6	25	4.2	7	1
Martin	5	61	12.2	18	0
Bjornson	4	23	5.8	7	0
Walker	1	8	8.0	8	0
Sh. Williams	1	2	2.0	2	0
COWBOYS TOT.	39	357	9.2	23	1
Opp. Totals	27	308	11.4	50	3

INTERCEPTIONS	NO	YDS	AVG	LG	TD
Teague	1	29	29.0	29 <sup>1</sup>	1
Sanders	1	22	22.0	22	0
Woodson	1	0	0.0	0	0
COWBOYS TOT.	3	51	17.0	29 <sup>1</sup>	1
Opp. Totals	4	126	31.5	49	0

PUNTING	NO	YDS	AVG	TB	IN20	LG	BL	NET
Jett	4	196	49.0	0	1	59	0	43.0
COWBOYS	4	196	49.0	0	1	59	0	43.0
Opp. Totals	3	118	39.3	0	3	48	0	37.3

PUNT RETURNS	NO	FC	YDS	AVG	LG	TD
Martin	1	1	6	6.0	6	0
COWBOYS TOT.	1	1	6	6.0	6	0
Opp. Totals	3	1	24	8.0	15	0

KICKOFF RETURNS	NO	YDS	AVG	LG	TD
Walker	3	50	16.7	21	0
K. Williams	3	44	14.7	17	0
Sanders	1	28	28.0	28	0
COWBOYS TOT.	7	122	17.4	28	0
Opp. Totals	13	308	23.7	51	0

SCORE BY QUARTERS	1	2	3	4	OT	T
COWBOYS	10	31	10	6	-	57
Opponents	7	10	10	14	-	41

FIELD GOALS	11-19	20-29	30-39	40-49	50+
Boniol	0-0	6-6	1-1	0-0	0-0
COWBOYS	0-0	6-6	1-1	0-0	0-0
Opponents	0-0	1-1	1-1	2-2	0-0
Boniol: (28,31,22,25),(22,21,21)					
Opponents: (),(24,40,40,32)					

PASSING	ATT	COMP	YDS	PCT	AVG	TD	PCT	PCT	LG	SKS/YDS	RATING	
Aikman	65	37	343	56.9	5.28	1	1.5	4	6.2	23	3/26	51.0
Garrett	2	2	14	100.0	7.00	0	0.0	0	0.0	12	0/0	95.8
COWBOYS TOT.	67	39	357	58.2	5.33	1	1.5	4	6.0	23	3/26	52.9
Opp. Totals	49	27	308	55.1	6.29	3	6.1	3	6.1	50	2/3	69.1



## 1996 REGULAR-SEASON DEFENSIVE STATISTICS

	Tackles		Sacks	Tk/ Loss	QB Pres.	Int	Pass Def.	Fumbles For.-Rec.	Blk. Kick	Special Teams	
	Solo-Asst.	Total								Solo-Asst.	Total
1. Strickland	87-66	— 153	1.0	3(-6)	8	1	6	1-1			
2. Woodson	70-48	— 118	3.0	5(-9)	3	5	10	2-0		12-6	— 18
3. D. Smith	62-55	— 117	1.0	6(-20)	12		1				
4. Tolbert	51-34	— 85	12.0	3(-10)	37		5	3-2			
5. Marion	44-33	— 77		1(-2)	1		5	0-1		3-3	— 6
6. Teague	42-28	— 70		1(-2)		4	7			5-1	— 6
7. Thomas	41-24	— 65	4.5	5(-6)	20		4	1-3		1-0	— 1
8. K. Smith	48-10	— 58				5	18				
9. Lett	30-24	— 54	3.5	7(-15)	20		5	3-2	1		
10. Hennings	31-20	— 51	4.5	5(-14)	30		2	2-1	1		
11. Sanders	32-13	— 45		2(-6)		2	9	1-3			
12. Harper	20-13	— 33				2	5	1-0		4-7	— 11
13. Carver	11-22	— 33	3.0	1(-6)	8		1	1-0			
14. Godfrey	21-10	— 31		1(-1)	5		1	1-0		9-1	— 10
15. Schwartz	10-17	— 27		1(-1)	3					24-8	— 32
16. Casillas	10-15	— 25			3		2	1-0			
17. Myles	11-12	— 23									
18. McCormack	10-11	— 21	2.5	2(-6)	11			1-0			
19. Brice	10-1	— 11		1(-18)						1-0	— 1
20. Bates	7-3	— 10			1			1-0		4-10	— 14
21. W. Davis	6-3	— 9					1			4-8	— 12
22. C. Williams	3-5	— 8					1	1-0		5-0	— 5
23. Haley	7-0	— 7	1.0	2(-6)	5			1-0			
24. Pittman	3-2	— 5			5					10-7	— 17
25. Childress	4-0	— 4	1.0	1(-6)			1				
26. Campos	1-3	— 4								7-2	— 9
27. Ulufale	1-2	— 3									
B. Davis										9-8	— 17
Walker										6-4	— 10
Johnston										5-0	— 5
Hellestrae										0-2	— 2
Martin										1-0	— 1
Jett										0-1	— 1
Ross										0-1	— 1

## 1996 POSTSEASON DEFENSIVE STATISTICS

	Tackles		Sacks	Tk/ Loss	QB Pres.	Int	Pass Def.	Fumbles For.-Rec.	Blk. Kick	Special Teams	
	Solo-Asst.	Total								Solo-Asst.	Total
1. Strickland	8-5	— 13									
2. Woodson	8-4	— 12		1(-1)		1	1			1-2	— 3
3. Carver	8-3	— 11	1.0	1(-1)	4		1				
4. Schwartz	4-6	— 10						1-0		1-2	— 3
5. D. Smith	6-3	— 9			1		1	1-1		1-0	— 1
6. Tolbert	5-4	— 9			4						
7. Teague	6-1	— 7		1(-1)		1	1	2-0			
8. Casillas	4-3	— 7			1						
9. Hennings	4-2	— 6			1		1				
10. K. Smith	3-3	— 6					2				
11. Thomas	3-2	— 5	1.0	1(-2)							
12. Harper	3-1	— 4					1			1-2	— 3
13. C. Williams	2-1	— 3								2-1	— 3
14. Frazier	2-0	— 2								1-0	— 1
McCormack	2-0	— 2									
16. Myles	1-1	— 2									
17. Godfrey	1-0	— 1									
Sanders	1-0	— 1				1	1	0-1			
19. Bates	0-1	— 1								2-2	— 4
Pittman							1			1-0	— 1
B. Davis										3-0	— 3
Campos										0-2	— 2
Boniol										1-0	— 1
Walker										0-2	— 2
Johnston								0-1			



# 1996 Game-by-Game

## COWBOYS OFFENSE

	TOTAL OFFENSE										SCORING													
	FIRST DOWNS		YDS		PASS		SKYD		ATT		COM		PUNTS NO-AVG	KO-RET. NO-AVG	PEN. NO-YDS	FUM. NO/LT	TD	TDR	TDP	TDt	PAT	FG		
T	R	Pa	Pe	YDS	PLYS	RUSH	ATT	PASS	SKYD	ATT	COM	I											NO-AVG	NO-AVG
@ Chicago	18	8	9	1	256	64	83	25	173	2/19	37	21	1	4-37.3	3-8.0	5-26.2	9-64	4/3	0	0	0	0/0	2/3	
NY GIANTS	21	6	13	2	368	67	140	40	228	0/0	27	19	0	5-36.2	4-7.8	0-0.0	5-40	2/0	3	0	3	0/3	2/2	
INDIANA	18	7	10	1	295	57	111	30	184	0/0	27	17	0	3-38.0	2-6.0	3-23.7	2-30	1/1	3	1	1	3/3	1/3	
@Buffalo	12	2	8	2	192	53	32	18	160	1/4	34	16	3	6-46.2	2-5.0	2-29.5	8-39	1/1	1	0	0	1/1	0/1	
@Phila.	15	6	9	0	239	58	108	34	131	2/18	22	13	0	4-39.8	3-8.7	2-37.0	8-53	2/2	2	1	0	2/2	3/3	
ARIZONA	22	11	11	0	324	66	125	29	199	0/0	37	23	1	5-39.8	3-14.0	2-27.0	3-28	0/0	2	2	0	2/2	1/1	
ATLANTA	17	4	13	0	306	42	56	16	250	2/15	24	17	0	3-41.7	0-0.0	7-33.6	6-70	2/2	4	2	2	0/3	1/1	
@Miami	27	6	21	0	482	78	123	36	359	1/4	41	33	0	4-45.0	5-10.8	2-20.0	9-65	1/0	3	0	3	0/3	3/3	
PHILA.	22	8	11	3	296	64	117	31	179	0/0	33	21	2	2-52.0	3-6.3	6-27.3	3-34	2/0	2	2	0	1/1	2/2	
@San Fran	20	7	12	1	316	72	94	31	222	2/8	39	24	1	7-46.7	4-13.5	5-17.4	10-80	0/0	2	1	0	2/2	2/2	
G.B.	15	4	9	2	317	64	112	28	205	1/1	35	24	0	4-45.0	6-8.3	0-0.0	4-24	2/0	0	0	0	0/0	7/7	
@NY Giant	15	3	12	0	305	56	33	16	272	1/8	39	28	2	4-38.5	2-11.5	3-20.7	6-35	3/3	0	0	0	0/0	2/2	
WASH.	19	14	4	1	247	69	201	48	46	2/17	19	9	1	7-43.4	4-7.0	3-12.3	7-68	0/0	3	3	0	0/3	0/0	
@Arizona	15	6	9	0	334	60	80	35	254	1/1	24	15	0	6-44.3	1-6.0	3-17.7	5-55	2/2	1	0	1	0/1	1/1	
NEW ENG.	16	7	7	2	251	66	107	35	144	3/25	28	16	1	4-45.8	2-7.5	3-35.3	8-67	0/0	0	0	0	0/0	4/4	
@Wash.	14	6	5	3	235	45	119	23	116	1/7	21	11	1	6-41.3	0-0.0	7-23.7	10-80	1/1	1	1	0	0/1	1/1	
TOTALS	286	105	163	18	4,763	981	1,641	475	3,122	191/27	487	307	14	74-42.6	44-9.0	53-25.3	103-832	24/15	27	14	12	1	24/25	32/36

\* Two-point conversion attempts: Regular season (1/1 vs. Atlanta, 10/20), (1/1 vs. Philadelphia, 11/3), Postseason (0/1 @ Carolina, 1/5/97)

### PLAYOFFS

MINN.	27	16	10	1	438	78	255	46	183	1/9	31	21	1	1-43.0	1-6.0	1-21.0	5-54	2/1	4	3	0	1	4/4	4/4
@Carolina	21	5	12	4	244	62	96	24	148	2/17	36	18	3	3-51.0	0-0.0	6-16.8	6-61	1/0	1	0	1	0	0/0	3/3
PLAYOFF	48	21	22	5	682	140	351	70	331	3/26	67	39	4	4-49.0	1-6.0	7-17.4	11-115	3/1	5	3	1	1	4/4	7/7



## 1996 Game-by-Game

## COWBOYS DEFENSE


	TOTAL OFFENSE										PUNTS NO-AVG	POINT RET. NO-AVG.	KO-RET. NO-AVG.	PEN. NO-YDS	FUM. NO-LT	TD	SCORING							
	FIRST DOWNS T R Pa Pe	YDS	PLYS	RUSH	ATT	PASS	SK/YD	ATT	COM	I							NO-AVG	NO-AVG.	NO-YDS	NO-LT	TDR	TDP	TDT	PAT
@ Chicago	14	6	8	0	304	61	91	32	213	0/0	29	14	1	8-53.3	2-4.5	2-17.0	6-57	1/1	2	0	1	1	1/1	3/4
NY GIA.	7	3	3	1	105	46	63	24	42	3/13	19	10	1	8-48.0	4-5.3	6-17.3	4-53	2/1	0	0	0	0	0/0	0/0
INDIANA	18	5	11	2	321	61	103	28	218	5/26	28	19	1	2-50.5	0-0.0	5-29.6	6-50	3/1	2	0	2	0	1/1	4/4
@Buffalo	14	9	3	2	224	67	135	43	89	2/7	22	13	1	6-43.5	3-12.0	2-23.5	4-37	1/1	1	1	0	0	1/1	1/1
@Phila	14	4	10	0	259	63	85	27	174	6/42	30	16	2	3-46.3	2-8.0	6-22.5	4-25	5/3	2	1	0	1	2/2	1/2
ARIZONA	13	3	9	1	178	56	58	22	120	3/21	31	16	1	7-42.6	3-6.0	4-16.5	2-20	0/0	0	0	0	0	0/0	1/1
ATLANTA	22	7	12	3	369	74	113	31	256	3/16	40	25	0	3-44.0	3-3.0	5-17.0	10-70	1/0	2	1	1	0	1/1	5/5
@Miami	10	3	7	0	221	40	48	13	173	0/0	27	12	1	5-54.4	1-5.0	6-26.8	3-22	2/2	1	0	1	0	1/1	1/1
PHILA.	22	10	11	1	347	63	130	30	217	0/0	33	19	0	3-49.3	1-8.0	5-15.2	12-71	0/0	4	2	1	1	4/4	1/1
@San Fran	16	6	9	1	267	59	111	26	156	3/15	30	17	2	5-48.2	4-16.0	3-19.7	8-45	1/1	2	1	0	0	2/2	1/1
GREEN BAY	15	6	9	0	254	62	90	21	164	4/30	37	21	0	7-44.9	3-4.7	8-19.4	5-28	1/0	1	0	1	0	0/0	0/1
@NY Gia	14	5	8	1	215	57	111	38	104	1/6	18	12	1	6-38.0	1-10.0	3-23.0	7-60	1/0	2	0	1	1	2/2	2/2
WASH.	13	2	8	3	209	51	46	16	163	2/12	33	17	2	6-50.8	2-2.0	4-22.8	4-30	2/1	1	0	1	0	1/1	1/2
@Arizona	20	4	12	4	347	64	134	26	213	2/11	36	18	2	5-51.0	2-5.5	3-20.3	7-50	4/2	0	0	0	0	0/0	2/2
NEW ENG.	16	5	9	2	279	61	101	21	178	0/0	40	20	3	3-37.7	3-9.0	5-15.6	4-29	1/1	0	0	0	0	0/0	2/2
@Wash.	32	11	15	6	483	73	157	39	326	3/20	31	22	1	3-36.0	2-9.0	3-20.7	8-70	1/0	4	4	0	0	4/4	3/3
TOTALS	260	89	144	27	4,382	958	1,576	437	2,806	37/219	484	271	19	75-46.1	32-7.8	70-20.4	94-717	26/14	24	10	10	4	20/20	28/32

\* Two-point conversion attempts: Regular season (0/1 @ Chicago, 9/2), (0/1 vs. Indianapolis, 9/15), (0/1 vs. Atlanta, 10/20), (0/1 vs. Green Bay, 11/18). Postseason (1/1 vs. Minnesota 12/28)

## PLAYOFFS

MINNESOTA	12	3	7	2	268	44	63	15	205	2/3	27	15	2	2-39.5	1-8.0	8-19.1	3-15	4/4	2	1	1	0	1/1	0/0
@Carolina	18	8	7	3	227	59	127	37	100	0/0	22	12	1	1-39.0	2-8.0	5-31.0	5-38	2/1	2	0	2	0	2/2	4/4
PLAYOFF	30	11	14	5	495	103	190	52	305	2/3	49	27	3	3-39.3	3-8.0	13-23.7	8-53	6/5	4	1	3	0	3/3	4/4
TOTALS																								

**The  
Records**





# Cowboys All-Time Leaders

## RUSHING

Player	Att.	Yards	Avg.	Long	TD
1. Dorsett, Tony (1977-87)	2,755	12,036	4.4	99t	72
2. Smith, Emmitt (1990-96)	2,334	10,160	4.4	75t	108
3. Perkins, Don (1961-68)	1,500	6,217	4.2	59	42
4. Hill, Calvin (1969-74)	1,166	5,009	4.3	55	39
5. Newhouse, Robert (1973-83)	1,160	4,784	4.1	54	31
6. Garrison, Walt (1966-74)	899	3,886	4.3	41	30
7. Walker, Herschel (1986-89, 1996)	812	3,471	4.3	84t	27
8. Staubach, Roger (1969-79)	410	2,264	5.5	33	20
9. Springs, Ron (1979-84)	604	2,180	3.6	46	28
10. Marsh, Amos (1961-64)	427	2,065	4.8	71	14

## RECEIVING

Player	No.	Yards	Avg.	Long	TD
1. Irvin, Michael (1988-96)	591	9,500	16.1	87t	52
2. Pearson, Drew (1973-83)	489	7,822	16.0	67	48
3. Hill, Tony (1977-86)	479	7,988	16.7	75t	51
4. Dorsett, Tony (1977-87)	382	3,432	9.0	91	13
5. Hayes, Bob (1965-74)	365	7,295	20.0	95	71
6. Smith, Emmitt (1990-96)	348	2,200	6.3	86	7
7. Novacek, Jay (1990-96)	339	3,576	10.5	49	22
8. Cosbie, Doug (1979-88)	300	3,728	12.4	61t	30
9. Clarke, Frank (1960-67)	281	5,214	18.6	80	50
10. DuPree, Billy Joe (1973-83)	267	3,565	13.4	42	41

## RUSHING-RECEIVING

Player	Rushing	Receiving	Total
1. Dorsett, Tony (1977-87)	12,036	3,432	15,468
2. Smith, Emmitt (1990-96)	10,160	2,200	12,360
3. Irvin, Michael (1988-96)	5	9,500	9,505
4. Hill, Tony (1977-86)	84	7,988	8,072
5. Pearson, Drew (1973-83)	190	7,822	8,012
6. Perkins, Don (1961-68)	6,217	1,310	7,527
7. Hayes, Bob (1965-74)	70	7,295	7,365
8. Hill, Calvin (1969-74)	5,009	1,359	6,368

## PASSING (Min. 1500 att.)

Player	Att.	Comp.	Pct.	Yards	TD	Long	Int	Rating
1. Staubach, Roger (1969-79)	2,958	1,685	57.0	22,700	153	91t	109	83.4
2. Aikman, Troy (1989-96)	3,178	2,000	62.9	22,733	110	90	98	83.0
3. White, Danny (1976-88)	2,950	1,761	59.7	21,959	155	80t	132	81.7
4. Meredith, Don (1960-68)	2,308	1,170	50.7	17,199	135	95t	111	74.7

## SCORING

Player	TD	PAT	2PT	FG	TP
1. Septien, Rafael (1978-86)	-	388	-	162	874
2. Smith, Emmitt (1990-96)	115	-	-	-	690
3. Dorsett, Tony (1977-87)	86	-	-	-	516
4. Hayes, Bob (1965-74)	76	-	-	-	456
5. Clark, Mike (1968-71, 73)	-	180	-	69	386
6. Boniol, Chris (1994-96)	-	118	-	81	361
7. Fritsch, Toni (1971-73, 75)	-	119	-	66	317
8. Irvin, Michael (1988-96)	52	-	1	-	314
9. Clarke, Frank (1960-67)	51	-	-	-	306
Hill, Tony (1977-86)	51	-	-	-	306

**THE RECORDS****FIELD GOALS (Min. 100 made)**

Player	Att.	Made	Pct.	Long
1. Septien, Rafael (1978-86).....	226	162	.717	53

**PUNTING (Min. 300)**

Player	No.	Avg.	Long	Blk.
1. Saxon, Mike (1985-92).....	591	41.5	64	4
2. White, Danny (1976-88).....	612	40.1	73	4

**INTERCEPTIONS**

Player	No.	Yards	Avg.	Long	TD
1. Renfro, Mel (1964-77).....	52	626	12.0	90	3
2. Walls, Everson (1981-89).....	44	391	8.9	37	0
3. Waters, Charlie (1970-78, 80-81).....	41	584	14.2	56t	2
4. Thurman, Dennis (1978-85).....	36	562	15.6	96	4
5. Downs, Michael (1981-88).....	34	433	12.7	31	1
Green, Cornell (1962-74).....	34	552	16.2	59	2
7. Jordan, Lee Roy (1963-76).....	32	472	14.8	49	3
8. Harris, Cliff (1970-79).....	29	281	9.7	60	1
9. Howley, Chuck (1961-73).....	24	395	16.5	58	2
10. Bishop, Don (1960-65).....	22	364	16.5	57	0

**PUNT RETURNS (Min. 75 returns)**

Player	No.	Yards	Avg.	Long	TD
1. Hayes, Bob (1965-74).....	104	1,158	11.1	90	3
2. Martin, Kelvin (1987-92, 1996).....	179	1,803	10.1	85t	3
3. Williams, Kevin (1993-96).....	95	913	9.6	83t	3
4. Johnson, Butch (1976-83).....	146	1,313	9.0	55	0
5. Jones, James (1980-85).....	87	736	8.5	52	0
6. Renfro, Mel (1964-77).....	109	842	7.7	69	1

**KICKOFF RETURNS (Min. 75 returns)**

Player	No.	Yards	Avg.	Long	TD
1. Renfro, Mel (1964-77).....	85	2,246	26.4	100t	2
2. Williams, Kevin (1993-96).....	144	3,416	23.7	87t	1
3. Johnson, Butch (1976-83).....	79	1,832	23.2	74	0
4. Dixon, James (1989-91).....	101	2,315	22.9	97t	1
5. Clack, Darryl (1986-89).....	83	1,802	21.7	51	0

**COMBINED YARDAGE**

Player	Total	Rush	Rec	Int.		Punt		Kick	Fum.
				Ret.	Ret.	Ret.	Ret.		
1. Dorsett, Tony (1977-87).....	15,501	12,036	3,432	0	0	0	0	33	
2. Smith, Emmitt (1990-96).....	12,360	10,160	2,200	0	0	0	0	0	
3. Irvin, Michael (1988-96).....	9,505	5	9,500	0	0	0	0	0	
4. Hayes, Bob (1965-74).....	9,104	70	7,295	0	1,158	581	0	0	
5. Hill, Tony (1977-86).....	8,436	84	7,988	0	268	96	0	0	
6. Pearson, Drew (1973-83).....	8,180	190	7,822	0	13	155	0	0	
7. Perkins, Don (1961-68).....	8,005	6,217	1,310	0	8	443	0	0	



## COWBOYS OFFENSE YEAR-BY-YEAR

YEAR	TOTAL RUSH	1ST DOWNS RUSH	NET OFFENSE YDS-PLAYS	RUSHING YDS-ATT	NET SACKS	PASSING YDS-ATT	GROSS ATT	COMP	INT	PENALTIES NO-YARDS	FUMBLES NO-LOST TDs	POINTS	NFC RANKING NET RANKING TOT-RU-PA TOT-RU-PA		
1960	180	57	100	3153-698	1049-311	2104	33/284	2388	354	163	62-600	21-17	23	177	12-13-5
1961	239	100	135	4480-863	1819-414	2661	27/257	1819	422	215	47-427	46-21	29	236	8-10-6
1962	248	101	136	4912-843	2040-434	2872	29/243	3115	380	200	67-639	32-19	51	398	2-3-7
1963	246	105	132	4263-839	1795-420	2468	44/331	2799	375	200	61-627	29-15	40	305	9-6-9
1964	230	89	119	3704-893	1691-421	2031	68/503	2516	404	192	47-952	39-19	30	250	14-8-13
1965	211	87	108	3995-832	1608-416	2387	55/369	2756	362	168	78-710	31-17	40	325	10-8-9
1966	287	124	139	5145-926	2122-471	3023	42/308	3331	413	214	83-824	29-10	56	445	1-2-1
1967	261	109	141	4699-936	1900-477	2799	44/294	3093	417	210	81-785	25-13	45	342	5-5-6
1968	297	135	143	5117-913	2071-480	3026	34/269	3295	399	217	77-751	21-15	54	431	1-2-1
1969	275	125	171	5122-931	2276-532	2846	44/366	3212	355	189	81-840	28-12	44	369	1-1-4
1970	229	119	95	4449-858	2300-522	2149	39/296	2445	297	149	87-936	29-12	35	299	2-1-9
1971	268	135	144	5035-905	2249-512	2362	32/251	3037	361	206	94-952	30-21	50	406	1-3-1
1972	256	118	126	4466-897	2124-489	2342	31/238	2580	367	196	80-841	27-15	36	319	2-4-5
1973	281	139	127	4751-904	2418-542	2333	43/269	2602	321	192	83-762	25-12	46	382	4-5-7
1974	295	147	129	4983-974	2529-542	2529	47/327	2856	385	206	86-703	31-16	38	297	1-1-3
1975	288	132	142	5025-986	2432-571	2533	39/242	2835	376	207	94-715	25-18	41	350	1-1-3
1976	269	111	140	4884-958	2147-538	2737	30/230	2967	390	222	94-761	26-16	34	296	4-12-5
1977	272	118	136	4812-969	2369-564	2443	33/246	2689	372	215	106-805	26-14	42	345	1-3-2
1978	342	146	167	5959-1107	2783-625	3176	33/229	3405	449	251	96-816	36-18	48	384	1-1-2
1979	339	122	195	5968-1122	2375-578	3593	41/290	3883	503	287	100-845	33-21	45	371	1-7-2
1980	337	143	171	5468-1075	2346-584	3104	31/252	3356	449	265	107-908	27-14	60	454	5-5-9
1981	321	137	158	5880-1100	2711-630	3169	31/245	3414	439	241	103-839	45-20	40	367	2-2-7
1982	180	70	99	3199-579	1313-296	1896	25/264	2150	258	160	42-304	29-12	28	226	2-1-6
1983	342	109	205	5959-1110	2117-519	3842	37/314	4156	554	346	99-947	30-14	59	479	4-9-2
1984	323	93	202	5300-1121	1714-469	3606	48/389	3995	604	322	100-947	35-17	34	308	7-12-4
1985	336	95	208	5602-1093	1741-462	3661	44/375	4236	587	344	100-759	29-16	43	357	4-9-1
1986	325	98	176	5474-1054	1969-447	3505	60/498	4003	547	319	111-931	44-17	43	346	4-8-4
1987	293	93	175	5056-1017	1865-465	3191	52/403	3594	500	288	131-1091	30-20	38	340	5-9-5
1988	311	112	175	5483-1059	1985-469	3488	35/239	3127	555	307	141-1148	22-13	32	265	6-7-5
1989	246	78	145	4294-896	1409-355	2895	30/239	3174	513	266	100-771	29-15	25	204	14-12-13
1990	250	88	135	4081-981	1500-393	2581	43/317	2898	475	254	98-729	27-9	27	244	14-13-13
1991	304	89	191	5101-971	1711-433	3390	38/273	3663	500	305	74-610	23-12	37	342	4-7-5
1992	324	119	183	5606-1014	2121-500	3485	23/112	3597	491	314	91-650	16-9	48	409	2-3-3
1993	322	120	172	5615-994	2161-490	3454	29/163	3617	417	6	94-744	33-16	41	376	2-2-3
1994	322	136	160	5321-1018	1953-550	3068	20/93	3461	448	282	100-895	22-10	50	414	4-2-7
1995	364	141	195	5824-1007	2201-495	3623	18/118	3741	494	322	90-695	24-13	51	435	4-1-9
1996	286	105	163	4763-981	1641-475	3122	19/127	3249	487	307	103-832	24-15	27	286	11-8-10

## COWBOYS DEFENSE YEAR-BY-YEAR

YEAR	1ST DOWNS			NET OFFENSE		RUSHING		PASSING			COMP	INT	PENALTIES NO-YDS	FUMBLES NO-LOST	POINTS	NFC RANKING NFL RANKING TOT-RU-PA TOT-RU-PA	
	TOTAL	RUSH	PASS	YDS-PLAYS	YDS-ATT	YDS-ATT	NET	SACKS	GROSS	ATT							
1960	216	106	97	13	4372-868	2242-445	2130	20175	2305	393	159	15	32-367.5	21-11	44	369	13-13-8
1961	264	122	120	12	4592-787	2161-439	2431	22204	2635	306	168	25	38-962	30-18	49	380	10-12-7
1962	274	93	166	15	5184-848	1510-386	3674	25230	3904	437	233	20	56-569	33-16	52	402	13-14-14
1963	266	114	139	13	5325-878	2094-455	3231	20161	3392	403	202	26	52-479	23-11	48	378	13-14-13
1964	211	71	121	19	3750-860	1504-438	2246	43325	2571	377	172	18	75-781	26-20	34	289	2-2-4
1965	240	80	138	22	4192-885	1444-422	2748	39315	3063	424	205	18	50-483	37-20	33	280	6-2-9
1966	211	64	140	17	3558-873	1176-356	2382	60420	2802	457	212	17	63-778	23-14	29	239	2-1-7
1967	236	64	145	27	3874-866	1094-339	2790	45377	3167	482	260	29	64-707	28-18	35	268	7-1-11
1968	202	61	123	18	3633-863	2071-480	2438	51400	2838	428	220	26	54-657	21-15	23	186	4-1-11
1969	203	52	141	10	3707-826	1050-313	2657	55452	3109	458	235	24	58-680	23-11	28	223	3-1-11
1970	205	87	105	13	3568-855	1656-415	1913	41313	2226	399	193	24	70-732	25-14	24	221	4-5-3
1971	200	59	125	16	3468-817	1144-353	2324	43336	2660	421	209	26	61-647	40-25	25	222	2-1-9
1972	217	81	113	23	3755-842	1515-428	2240	32268	2508	362	187	16	59-586	40-17	28	240	3-2-19
1973	208	83	106	19	3466-827	1471-435	1995	40306	2301	352	187	18	52-516	44-23	23	203	4-1-9
1974	199	83	110	26	3463-803	1344-417	2529	47327	2856	349	178	13	69-657	31-13	28	235	5-3-16
1975	234	100	113	21	3739-888	1699-474	2040	41288	2328	373	162	25	63-639	43-19	33	268	4-2-14
1976	246	113	111	22	3730-919	1821-484	1909	44327	2236	391	187	16	71-643	32-12	25	194	5-4-8
1977	205	88	94	23	3213-880	1651-457	1562	53429	1991	370	154	21	78-731	22-10	26	212	7-6-7
1978	232	83	128	21	4009-967	1721-477	2288	58442	2730	432	202	23	95-783	27-13	25	208	1-1-2
1979	259	105	135	19	4586-978	2115-500	2471	43362	2893	435	207	13	70-704	30-10	38	313	2-1-5
1980	296	98	160	28	5279-996	2069-469	3205	43358	3563	484	231	27	106-989	33-20	38	311	4-4-3
1981	287	107	160	18	5419-1021	2049-468	3370	42347	3717	511	236	37	104-837	43-16	34	277	8-11-3
1982	163	57	95	11	2753-581	1011-260	1742	32260	2002	288	152	15	52-431	20-10	17	145	17-18-16
1983	286	82	181	23	5427-1025	1499-410	3928	57437	4385	588	299	27	100-873	31-21	42	360	19-13-11
1984	283	106	155	22	5036-1074	2226-510	2810	57390	3207	250	250	33	93-854	35-16	36	308	10-2-13
1985	241	98	193	21	4085-1076	1853-465	3755	62459	4214	549	279	33	108-990	24-15	40	333	3-11-3
1986	286	118	148	20	4985-1017	2200-500	2785	53364	3149	464	226	17	90-817	29-18	41	337	7-11-3
1987	294	85	175	34	5051-1012	1617-459	3444	51337	3781	502	269	23	100-857	29-20	42	348	10-23-3
1988	297	93	180	24	5414-1023	1856-454	3556	46327	3883	523	264	10	92-772	24-9	44	381	9-4-13
1989	321	116	183	22	5556-1060	1991-543	3565	29183	3748	488	301	7	102-723	22-10	42	393	10-10-12
1990	280	109	153	18	4615-988	1976-482	2639	362392	2931	470	271	11	104-911	32-19	36	308	9-10-8
1991	299	103	180	16	5066-963	1571-400	3495	23151	3646	540	320	12	97-801	23-11	32	310	10-18-2
1992	241	68	147	26	3933-873	1244-345	2689	44347	3036	484	263	17	94-727	25-14	29	243	12-6-13
1993	297	94	176	27	4767-1012	1651-423	3116	34231	3347	555	334	14	87-653	22-14	23	229	1-1-2
1994	273	86	157	30	4313-1006	1561-437	2752	47299	3051	522	269	22	102-826	15-9	27	248	7-5-7T
1995	303	113	165	25	5044-1001	1772-442	3272	36219	3491	523	293	19	112-913	16-6	32	291	1-10-1
1996	260	89	144	27	4382-958	1576-437	2806	37219	3025	484	271	19	94-717	26-14	24	250	4-9-4
																	2-5-2

Records



# Cowboys Leaders By Years

## RUSHING

Year	Player	Att.	Yds.	Avg.	Long	TD	NFL/NFC	
							Rank	Rank
1960	Dupre, L.G.	104	362	3.5	18	3		20
1961	*Perkins, Don	200	815	4.1	47	4		6
1962	Perkins, Don	222	945	4.3	35	7		5
1963	Perkins, Don	149	614	4.1	19t	7		10
1964	Perkins, Don	174	768	4.4	59	6		5
1965	Perkins, Don	177	690	3.9	43	0		7
1966	Reeves, Dan	175	757	4.3	67t	8		6
1967	Perkins, Don	201	823	4.1	30	6		6
1968	Perkins, Don	191	836	4.4	28t	4		6
1969	*Hill, Calvin	204	942	4.6	55	8		2
1970	*Thomas, Duane	151	803	5.3	47t	5		8/5
1971	Thomas, Duane	175	793	4.5	56t	11		11/7
1972	Hill, Calvin	245	1,036	4.2	26	6		7/3
1973	Hill, Calvin	273	1,142	4.2	21	6		3/2
1974	Hill, Calvin	185	844	4.6	27	7		8/3
1975	Newhouse, Robert	209	930	4.4	29	2		9/4
1976	Dennison, Doug	153	542	3.5	14	6		35/18
1977	*Dorsett, Tony	208	1,007	4.8	84t	12		9/4
1978	Dorsett, Tony	290	1,325	4.6	63t	7		3/2
1979	Dorsett, Tony	250	1,107	4.4	41	6		11/8
1980	Dorsett, Tony	278	1,185	4.3	56	11		6/6
1981	Dorsett, Tony	342	1,646	4.8	75t	4		2/2
1982	Dorsett, Tony	177	745	4.2	99t	5		2/1
1983	Dorsett, Tony	289	1,321	4.6	77	8		6/5
1984	Dorsett, Tony	302	1,189	3.9	31t	8		7/7
1985	Dorsett, Tony	305	1,307	4.3	60t	7		6/4
1986	Dorsett, Tony	184	748	4.1	33	5		19/11
1987	Walker, Herschel	209	891	4.3	60t	7		6/3
1988	Walker, Herschel	361	1,514	4.2	38	5		2/1
1989	Palmer, Paul	112	446	4.0	63t	2		39/18
1990	*Smith, Emmitt	241	937	3.9	48t	11		10/5
1991	Smith, Emmitt	365	1,563	4.3	75t	12		1/1
1992	Smith, Emmitt	373	1,713	4.6	68t	18		1/1
1993	Smith, Emmitt	283	1,486	5.3	62t	9		1/1
1994	Smith, Emmitt	368	1,484	4.0	46	21		3/2
1995	Smith, Emmitt	377	1,773	4.7	60t	25		1/1
1996	Smith, Emmitt	327	1,204	3.7	42	12		8/4

## PASSING

Year	Player	Att.	Comp.	Pct.	Yds.	TD	Int.	Rating	NFL/NFC	
									Rank	Rank
1960	LeBaron, Eddie	225	111	49.3	1,736	12	25	53.4		8
1961	LeBaron, Eddie	236	120	50.8	1,741	14	16	66.5		9
1962	LeBaron, Eddie	166	95	57.2	1,436	16	9	95.3		3
1963	Meredith, Don	310	167	53.9	2,381	17	18	73.2		10
1964	Meredith, Don	323	158	48.9	2,143	9	16	67.3		15
1965	Meredith, Don	305	141	46.2	2,415	22	13	79.7		8
1966	Meredith, Don	344	177	51.5	2,805	24	12	87.7		4
1967	Meredith, Don	255	128	50.2	1,834	16	16	68.6		8
1968	Meredith, Don	309	171	55.3	2,500	21	12	88.3		2
1969	Morton, Craig	302	162	53.6	2,619	21	15	85.4		5
1970	Morton, Craig	207	102	49.3	1,819	15	7	89.7		5/4
1971	Staubach, Roger	211	126	59.7	1,882	15	4	104.8		1/1
1972	Morton, Craig	339	185	54.6	2,396	15	21	65.9		15/7
	*Rookie									



**THE RECORDS****PASSING (cont.)**

Year	Player	Att.	Comp.	Pct.	Yds.	TD	Int.	Rating	NFL/NFC
									Rank
1973	Staubach, Roger	286	179	62.6	2,428	23	15	94.6	1/1
1974	Staubach, Roger	360	190	52.8	2,552	11	15	68.5	14/7
1975	Staubach, Roger	348	198	56.9	2,666	17	16	78.6	8/2
1976	Staubach, Roger	369	208	56.4	2,715	14	11	79.9	8/5
1977	Staubach, Roger	361	210	58.2	2,620	18	9	87.1	2/1
1978	Staubach, Roger	413	231	55.9	3,190	25	16	84.9	1/1
1979	Staubach, Roger	461	267	57.9	3,586	27	11	92.4	1/1
1980	White, Danny	436	260	59.6	3,287	28	25	80.8	9/7
1981	White, Danny	391	223	57.0	3,098	22	13	87.5	5/2
1982	White, Danny	247	156	63.2	2,079	16	12	91.1	4/2
1983	White, Danny	533	334	62.7	3,980	29	23	85.6	9/6
1984	White, Danny	233	126	54.1	1,580	11	11	71.5	22/11
1985	White, Danny	450	267	59.3	3,157	21	17	80.6	9/4
1986	Pelluer, Steve	378	215	56.9	2,727	8	17	67.9	20/9
1987	White, Danny	362	215	59.4	2,617	12	17	73.2	19/9
1988	Pelluer, Steve	435	245	56.3	3,139	17	19	73.9	16/9
1989	*Aikman, Troy	293	155	52.9	1,749	9	18	55.7	27/14
1990	Aikman, Troy	399	226	56.6	2,579	11	18	66.6	27/14
1991	Aikman, Troy	363	237	65.3	2,754	11	10	86.7	6/4
1992	Aikman, Troy	473	302	63.8	3,445	23	14	89.5	3/3
1993	Aikman, Troy	392	271	69.1	3,100	15	6	99.0	2/2
1994	Aikman, Troy	361	233	64.5	2,676	13	12	84.9	6/4
1995	Aikman, Troy	432	280	64.8	3,304	16	7	93.6	3/2
1996	Aikman, Troy	465	296	63.7	3,126	12	13	80.1	12/5

**RECEIVING**

Year	Player	No.	Yds.	Avg.	Long	TD	NFL/NFC
							Rank
1960	Doran, Jim	31	554	17.9	75t	3	21
1961	Howton, Billy	56	785	14.0	53	4	6
1962	Howton, Billy	49	706	14.4	69t	6	15
1963	Clarke, Frank	43	833	19.4	75t	10	3
1964	Clarke, Frank	65	973	15.0	49	5	3
1965	*Hayes, Bob	46	1,003	21.8	82t	12	13
1966	Hayes, Bob	64	1,232	19.3	95t	13	4
1967	Rentzel, Lance	58	996	17.2	74t	8	6
1968	Rentzel, Lance	54	1,009	18.7	65t	6	3
1969	Rentzel, Lance	43	960	22.3	75t	12	20
1970	Hayes, Bob	34	889	26.1	89t	10	45/26
1971	Garrison, Walt	40	396	9.9	36	1	23/10
1972	Hill, Calvin	43	364	8.5	33t	3	18/9
1973	Hill, Calvin	32	290	9.1	29	0	36/21
1974	Pearson, Drew	62	1,087	17.9	50t	2	3/2
1975	Pearson, Drew	46	822	17.9	46t	8	16/9
1976	Pearson, Drew	58	806	13.9	54	6	4/1
1977	Pearson, Drew	48	870	18.1	67	2	9/3
1978	Pearson, Drew	47	526	11.2	34	0	26/15
1979	Hill, Tony	60	1,062	17.7	75t	10	12/6
1980	Hill, Tony	60	1,055	17.6	58t	8	16/9
1981	Hill, Tony	46	953	20.7	63t	4	47/26
	Springs, Ron	46	359	7.8	32t	2	
1982	Hill, Tony	35	526	15.0	47	1	22/8
1983	Springs, Ron	73	589	8.1	80t	1	9/4
1984	Cosbie, Doug	60	789	13.2	36	4	28/12
1985	Hill, Tony	74	1,113	15.0	53t	7	9/3
1986	Walker, Herschel	76	837	11.0	84t	2	9/4
1987	Walker, Herschel	60	715	11.9	44	1	5/4

\*Rookie

**THE RECORDS**

**RECEIVING (cont.)**

Year	Player	No.	Yds.	Avg.	Long	TD	NFL/NFC	
							Rank	
1988	Alexander, Ray.....	54	788	14.6	50t	6	34/21	
1989	Martin, Kelvin.....	46	644	14.0	46	2	53/26	
1990	Martin, Kelvin.....	64	732	11.4	45	0	17/9	
1991	Irvin, Michael.....	93	1,523	16.4	66t	8	2/1	
1992	Irvin, Michael.....	78	1,396	17.9	87t	7	7/4	
1993	Irvin, Michael.....	88	1,330	15.1	61t	7	3/3	
1994	Irvin, Michael.....	79	1,241	15.7	65t	6	13/8	
1995	Irvin, Michael.....	111	1,603	14.4	50	10	5/5	
1996	Irvin, Michael.....	64	962	15.0	61	2	27/15	

**PUNTING**

Year	Player	No.	Yards	Avg.	TB	IN20	Long	Had		NFL/ NFC Rank
								Bik	39.5	
1960	Sherer, Dave.....	57	2,420	42.5	4	15	67	0	39.5	7
1961	*Green, Allen.....	60	2,236	37.3	3	6	53	1	32.5	14
1962	Baker, Sam.....	57	2,589	45.4	4	13	72	0	40.7	3
1963	Baker, Sam.....	71	3,138	44.2	4	13	64	0	40.6	7
1964	*Lothridge, Billy.....	62	2,501	40.3	5	17	75	0	38.1	15
1965	Villanueva, Danny.....	60	2,505	41.8	8	11	58	0	37.9	10
1966	Villanueva, Danny.....	64	2,551	39.9	3	14	58	1	36.7	13
1967	Villanueva, Danny.....	67	2,707	40.4	4	9	57	0	35.2	9
1968	Widby, Ron.....	59	2,415	40.9	7	17	84	0	36.4	5
1969	Widby, Ron.....	63	2,729	43.3	4	9	62	0	37.2	2
1970	Widby, Ron.....	68	2,847	41.9	6	10	59	1	35.4	10/2
1971	Widby, Ron.....	55	2,329	42.3	6	8	59	1	35.3	8/3
1972	*Bateman, Marv.....	51	1,949	38.2	3	4	61	0	36.2	24/13
1973	Bateman, Marv.....	53	2,290	43.2	5	14	62	2	37.1	11/7
1974	*Carrell, Duane.....	40	1,591	39.8	5	15	59	0	31.4	11/5
1975	*Hoopes, Mitch.....	67	2,676	39.9	8	15	55	1	33.2	16/9
1976	White, Danny.....	70	2,690	38.4	12	13	54	2	30.5	20/9
1977	White, Danny.....	80	3,171	39.6	10	25	57	1	33.2	12/8
1978	White, Danny.....	76	3,076	40.5	11	16	56	1	33.1	8/5
1979	White, Danny.....	76	3,168	41.7	9	21	73	0	36.0	4/2
1980	White, Danny.....	71	2,903	40.9	11	17	58	0	34.9	10/5
1981	White, Danny.....	81	3,284	40.8	7	19	60	0	36.0	14/8
1982	White, Danny.....	37	1,542	41.7	2	6	56	0	37.4	8/5
1983	White, Danny.....	38	1,543	40.6	3	6	50	1	32.9	DNQ
1984	White, Danny.....	82	3,151	38.4	8	21	54	0	34.6	28/14
1985	*Saxon, Mike.....	81	3,396	41.9	10	20	57	1	35.5	13/8
1986	Saxon, Mike.....	86	3,498	40.7	10	28	58	1	34.5	15/9
1987	Saxon, Mike.....	68	2,685	39.5	5	20	63	0	34.2	20/10
1988	Saxon, Mike.....	80	3,271	40.9	15	24	55	0	34.2	10/4
1989	Saxon, Mike.....	79	3,233	40.9	6	19	56	2	34.3	10/6
1990	Saxon, Mike.....	79	3,413	43.2	8	20	62	0	35.6	4/2
1991	Saxon, Mike.....	57	2,426	42.6	5	16	64	0	36.8	11/6
1992	Saxon, Mike.....	61	2,620	43.0	9	19	58	0	33.5	9/5
1993	*Jett, John.....	56	2,342	41.8	3	22	59	0	37.7	21/10
1994	Jett, John.....	70	2,935	41.9	4	26	58	0	35.4	14/6
1995	Jett, John.....	53	2,166	40.9	6	17	58	0	34.5	24/12
1996	Jett, John.....	74	3,150	42.6	9	22	60	0	36.8	18/8

\*Rookie

**THE RECORDS****SCORING**

Year	Player	TD	PAT	TWO		FG	Tot.	NFL/NFC Rank
				PT	FG			
1960	Cone, Fred.....	0	21	-	6	39	27	
1961	Clarke, Frank.....	9	0	-	0	54	22	
1962	Baker, Sam.....	0	50	-	14	92	6	
1963	Baker, Sam.....	0	38	-	9	65	14	
1964	*Van Raaphorst, Dick.....	0	28	-	14	70	13	
1965	Villaneuva, Danny.....	0	37	-	16	85	10	
1966	Villaneuva, Danny.....	0	56	-	17	107	2	
1967	Hayes, Bob.....	11	0	-	0	66	16	
	Reeves, Dan.....	11	0	-	0	66		
1968	Clark, Mike.....	0	54	-	17	105	2	
1969	Clark, Mike.....	0	43	-	20	103	2	
1970	Clark, Mike.....	0	35	-	18	89	12/8	
1971	Clark, Mike.....	0	47	-	13	86	13/7	
1972	Fritsch, Toni.....	0	36	-	21	99	7/3	
1973	Fritsch, Toni.....	0	43	-	18	97	11/7	
1974	*Herrera, Efren.....	0	33	-	8	57	26/9	
1975	Fritsch, Toni.....	0	38	-	22	104	3/2	
1976	Herrera, Efren.....	0	34	-	18	88	6/4	
1977	Herrera, Efren.....	0	39	-	18	93	3/2	
1978	Septien, Rafael.....	0	46	-	16	94	5/2	
1979	Septien, Rafael.....	0	40	-	19	97	8/3	
1980	Septien, Rafael.....	0	59	-	11	92	13/6	
1981	Septien, Rafael.....	0	40	-	27	121	1/1	
1982	Septien, Rafael.....	0	28	-	10	58	11/5	
1983	Septien, Rafael.....	0	57	-	22	123	5/5	
1984	Septien, Rafael.....	0	33	-	23	102	13/6	
1985	Septien, Rafael.....	0	42	-	19	99	17/8	
1986	Septien, Rafael.....	0	43	-	15	88	20/9	
1987	Ruzek, Roger.....	0	26	-	22	92	5/3	
1988	Ruzek, Roger.....	0	27	-	12	63	36/17	
1989	Ruzek, Roger.....	0	14	-	5	29	DNQ	
1990	*Willis, Ken.....	0	26	-	18	80	25/13	
1991	Willis, Ken.....	0	37	-	27	118	3/2	
1992	*Elliott, Lin.....	0	47	-	24	119	4/3	
1993	Murray, Eddie.....	0	38	-	28	122	6/3	
1994	Smith, Emmitt.....	22	0	-	0	132	2/1	
1995	Smith, Emmitt.....	25	0	0	0	150	1/1	
1996	Boniol, Chris.....	0	24	0	32	120	6/4	

**FIELD GOALS**

Year	Player	Att.	Made	Pct.	Long	NFL/NFC Rank
1961	Bielski, Dick.....	9	6	.667	42	13
1962	Baker, Sam.....	27	14	.519	53	3
1963	Baker, Sam.....	20	9	.450	53	12
1964	*Van Raaphorst, Dick.....	29	14	.483	43	8
1965	Villaneuva, Danny.....	27	16	.593	41	7
1966	Villaneuva, Danny.....	31	17	.548	37	8
1967	Villaneuva, Danny.....	23	9	.391	34	14
1968	Clark, Mike.....	29	17	.586	50	7
1969	Clark, Mike.....	36	20	.555	47	5
1970	Clark, Mike.....	27	18	.667	43	7/4
1971	Clark, Mike.....	25	13	.520	48	19/9
1972	Fritsch, Toni.....	36	21	.583	54	18/8
	*Rookie					

**THE RECORDS**

**FIELD GOALS (cont.)**

Year	Player	Att.	Made	Pct.	Long	NFL/NFC
						Rank
1973	Fritsch, Toni.....	28	18	.643	37	12/4
1974	*Herrera, Efren.....	13	6	.615	39	11/5
1975	Fritsch, Toni.....	35	22	.629	43	14/8
1976	Herrera, Efren.....	23	18	.783	46	1/1
1977	Herrera, Efren.....	29	18	.621	52	12/1
1978	Septien, Rafael.....	26	16	.615	48	17/9
1979	Septien, Rafael.....	29	19	.655	51	9/4
1980	Septien, Rafael.....	17	11	.647	52	13/7
1981	Septien, Rafael.....	35	27	.771	47	4/3
1982	Septien, Rafael.....	14	10	.714	53	13/6
1983	Septien, Rafael.....	27	22	.815	47	7/3
1984	Septien, Rafael.....	29	23	.793	52	4/3
1985	Septien, Rafael.....	28	19	.679	53	18/9
1986	Septien, Rafael.....	21	15	.714	50	11/5
1987	Ruzek, Roger.....	25	22	.880	49	2/1
1988	Ruzek, Roger.....	22	12	.546	50	25/14
1989	Zendejas, Luis.....	9	5	.556	47	DNQ
1990	*Willis, Ken.....	25	18	.720	49	17/8
1991	Willis, Ken.....	39	27	.692	54	21/11
1992	*Elliott, Lin.....	35	24	.686	53	18/10
1993	Murray, Eddie.....	33	28	.848	52	5/3
1994	*Boniol, Chris.....	29	22	.759	47	18/6
1995	Boniol, Chris.....	28	27	.964	45	1/1
1996	Boniol, Chris.....	36	32	.889	52	2/1

**KICKOFF RETURNS**

Year	Player	No.	Yds.	Avg.	Long	TD	NFL/NFC
							Rank
1960	Franckhauser, Tom.....	26	526	20.2	46	0	19
1961	*Marsh, Amos.....	26	667	25.7	79	0	13
1962	Marsh, Amos.....	29	725	25.0	101t	1	10
1963	*Stiger, Jim.....	18	432	24.0	66	0	12
1964	*Renfro, Mel.....	40	1,017	25.4	65	0	7
1965	Renfro, Mel.....	21	630	30.0	100t	1	4
1966	Renfro, Mel.....	19	487	25.6	87t	1	9
1967	Garrison, Walt.....	20	366	18.3	36	0	23
1968	Baynham, Craig.....	23	590	25.7	40	0	7
1969	*Flowers, Richmond.....	11	283	25.7	30	0	29
1970	*Thomas, Duane.....	19	416	21.9	33	0	23/10
1971	Harris, Cliff.....	29	823	28.4	77	0	4/4
1972	Harris, Cliff.....	26	615	23.7	44	0	23/11
1973	Montgomery, Mike.....	6	175	29.2	63	0	DNQ
1974	*Morgan, Dennis.....	35	823	23.5	43	0	21/11
1975	Pearson, Preston.....	16	391	24.4	42	0	13/7
1976	*Johnson, Butch.....	28	693	24.8	74	0	11/5
1977	Johnson, Butch.....	22	536	24.4	64	0	9/5
1978	Johnson, Butch.....	29	603	20.8	56	0	27/12
1979	*Springs, Ron.....	38	780	20.5	70	0	25/12
1980	*Jones, James.....	32	720	22.5	41	0	11/6
1981	Jones, James.....	27	517	19.1	33	0	36/17
1982	Fellows, Ron.....	16	359	22.4	35	0	16/9
1983	Fellows, Ron.....	43	855	19.9	53	0	26/12
1984	Allen, Gary.....	33	666	20.2	34	0	24/11
	*Rookie						

**THE RECORDS****KICKOFF RETURNS (cont.)**

Year	Player	No.	Yds.	Avg.	Long	TD	NFL/NFC	
							Rank	
1985	*Lavette, Robert	34	682	20.1	34	0	27	13
1986	Lavette, Robert	36	699	19.4	37	0	27	12
1987	Clack, Darryl	29	635	21.9	48	0	9	7
1988	Burbage, Cornell	20	448	22.4	53	0	9	2
1989	*Dixon, James	47	1,181	25.1	97t	1	5	2
1990	Dixon, James	36	736	20.4	47	0	13	7
1991	Wright, Alexander	21	514	24.5	102t	1	3	2
1992	Martin, Kelvin	24	503	21.0	59	0	13	10
1993	*Williams, Kevin	31	689	22.2	49	0	8	6
1994	Williams, Kevin	43	1,148	26.7	87t	1	4	3
1995	Williams, Kevin	49	1,108	22.6	43	0	16	6
1996	Walker, Herschel	27	779	28.9	89	0	2	2

**PUNT RETURNS**

Year	Player	No.	Yds.	Avg.	Long	TD	NFL/NFC	
							Rank	
1960	Butler, Bill	13	131	10.1	46	0	2	
1961	*Marsh, Amos	14	71	5.1	19	0	14	
1962	Lockett, J.W.	8	45	5.6	17	0	14	
1963	*Stiger, Jim	14	141	10.1	45	0	6	
1964	*Renfro, Mel	32	418	13.1	69t	1	3	
1965	Renfro, Mel	24	145	6.0	35	0	9	
1966	Hayes, Bob	17	106	6.2	18	0	7	
1967	Hayes, Bob	24	276	11.5	69t	1	2	
1968	Hayes, Bob	15	312	20.8	90t	2	1	
1969	Hayes, Bob	18	179	9.9	50	0	3	
1970	Hayes, Bob	15	116	7.7	34	0	20	7
1971	Harris, Cliff	17	129	7.6	35	0	11	4
1972	Harris, Cliff	19	78	4.1	21	0	21	11
1973	*Richards, Golden	21	139	6.6	46	0	23	10
1974	*Morgan, Dennis	19	287	15.1	98t	1	3	2
1975	Richards, Golden	28	288	10.3	43t	1	12	5
1976	*Johnson, Butch	45	489	10.9	55	0	8	4
1977	Johnson, Butch	50	423	8.5	38	0	20	7
1978	Johnson, Butch	51	401	7.9	23	0	18	9
1979	*Wilson, Steve	35	236	6.8	13	0	20	7
1980	*Jones, James	54	548	10.1	52	0	5	4
1981	Jones, James	33	188	5.7	17	0	28	14
1982	Fellows, Ron	25	189	7.6	17	0	18	8
1983	Hill, Rod	30	232	7.7	37	0	20	10
1984	Allen, Gary	54	446	8.3	18	0	16	8
1985	Bates, Bill	22	152	6.9	21	0	20	8
1986	Banks, Gordon	27	160	5.9	20	0	22	11
1987	*Martin, Kelvin	22	216	9.8	38	0	12	7
1988	Martin, Kelvin	44	360	8.2	21	0	17	7
1989	Shepard, Derrick	24	160	6.7	17	0	-	
1990	Shepard, Derrick	20	121	6.1	13	0	20	13
1991	Martin, Kelvin	21	244	11.6	85t	1	3	3
1992	Martin, Kelvin	42	532	12.7	79t	2	2	2
1993	*Williams, Kevin	36	381	10.6	64t	2	8	3
1994	Williams, Kevin	39	349	8.9	83t	1	13	6
1995	Williams, Kevin	18	166	9.2	30	0	DNQ	
1996	Martin, Kelvin	41	373	9.1	22	0	16	7
	*Rookie							



## INTERCEPTIONS

Year	Player	No.	Yds.	Avg.	Long	TD	NFL/NFC
							Rank
1960	Bishop, Don .....	3	13	4.3	13	0	25
	Franckhauser, Tom .....	3	11	3.7	9	0	
1961	Bishop, Don .....	8	172	21.5	57	0	2
	Bishop, Don .....	6	134	22.3	44	0	9
1963	Green, Cornell .....	7	211	30.1	55	0	6
1964	*Renfro, Mel .....	7	110	15.7	39t	1	4
1965	Green, Cornell .....	3	49	16.3	43	0	27
	Livingston, Warren .....	3	5	1.7	5	0	
	*Logan, Obert .....	3	5	1.7	3	0	
1966	Green, Cornell .....	4	88	22.0	41	1	21
1967	Green, Cornell .....	7	52	7.4	28	0	7
	Renfro, Mel .....	7	38	5.4	30	0	
1968	Howley, Chuck .....	6	115	19.2	58	1	11
1969	Renfro, Mel .....	10	118	11.8	41	0	1
1970	*Waters, Charlie .....	5	45	9.0	20	0	16/9
1971	Adderley, Herb .....	6	182	30.3	46	0	9/4
1972	Waters, Charlie .....	6	132	22.0	56	1	7/3
1973	Jordan, Lee Roy .....	6	78	13.0	31t	1	4/2
1974	Harris, Cliff .....	3	8	2.7	8	0	42/20
1975	Jordan, Lee Roy .....	6	80	13.3	38	0	7/4
1976	Washington, Mark .....	4	49	12.3	22	0	24/11
1977	Harris, Cliff .....	5	7	1.4	7	0	16/7
1978	Barnes, Benny .....	5	72	14.4	38	0	25/14
	Hughes, Randy .....	2	91	45.5	68	0	93/45
	Harris, Cliff .....	2	35	17.5	20	0	
	Barnes, Benny .....	2	20	10.0	11	0	
	Lewis, D.D. ....	2	8	4.0	5	0	
	Kyle, Aaron .....	2	0	0.0	0	0	
1980	Thurman, Dennis .....	5	114	22.8	78t	1	24/10
	Waters, Charlie .....	5	78	15.6	29	0	
1981	*Walls, Everson .....	11	133	12.1	33	0	1/1
1982	Walls, Everson .....	7	61	8.7	37	0	1/1
1983	Thurman, Dennis .....	6	49	8.2	34	0	15/8
1984	Downs, Michael .....	7	126	18.0	27t	1	4/2
1985	Walls, Everson .....	9	31	3.4	19	0	1/1
1986	Downs, Michael .....	6	54	9.0	31	0	11/7
1987	Walls, Everson .....	5	38	7.6	30	0	7/4
1988	Williams, Robert .....	2	18	9.0	12	0	81/47
	Downs, Michael .....	2	3	1.5	3	0	
	Walls, Everson .....	2	0	0.0	0	0	
1989	Lockhart, Eugene .....	2	14	7.0	12	0	81/41
1990	Holt, Issiac .....	3	72	24.0	64t	1	33/17
	Washington, James .....	3	24	8.0	13	0	
1991	Holt, Issiac .....	4	2	0.5	2	0	23/13
1992	Washington, James .....	3	31	10.3	16	0	43/20
	Gant, Kenneth .....	3	19	6.3	11	0	
1993	Smith, Kevin .....	6	56	9.3	32t	1	7/2
1994	Woodson, Darren .....	5	140	28.0	94t	1	10/5
	Washington, James .....	5	43	8.6	25	0	
1995	Brown, Larry .....	6	124	20.7	65t	2	5/4
	Marion, Brock .....	6	40	6.7	32t	1	
1996	Smith, Kevin .....	5	45	9.0	24	0	11/6
	Woodson, Darren .....	5	43	8.6	21	0	

\*Rookie


**THE RECORDS****TACKLES**

Year	Player	Solo	Assists	Total
1979	Breunig, Bob.....	81	86	167
1980	Breunig, Bob.....	69	60	129
1981	Breunig, Bob.....	63	51	114
1982	Downs, Michael.....	49	21	70
1983	Breunig, Bob.....	69	57	126
1984	Downs, Michael.....	96	40	136
1985	Lockhart, Eugene ...	69	59	128
1986	Lockhart, Eugene ...	77	44	121
1987	Downs, Michael.....	58	28	86
1988	Bates, Bill.....	85	39	124
1989	Lockhart, Eugene ...	154	68	222
1990	Lockhart, Eugene ...	72	67	139
1991	Del Rio, Jack.....	77	53	130
1992	Norton, Ken.....	64	56	120
1993	Norton, Ken.....	93	66	159
1994	Jones, Robert.....	83	79	162
1995	Woodson, Darren....	90	54	144
1996	Strickland, Fred.....	87	66	153

**SACKS**

Year	Player	Sacks
1960	Gonzaga, John.....	2.0
1961	Borden Nate.....	3.0
	Howley, Chuck.....	3.0
	Lilly, Bob.....	3.0
1962	Lilly, Bob.....	10.0
1963	Lilly, Bob.....	5.0
1964	Andrie, George.....	12.5
1965	Andrie, George.....	14.5
1966	Andrie, George.....	18.5
1967	Andrie, George.....	11.5
1968	Pugh, Jethro.....	15.5
1969	Pugh, Jethro.....	13.0
1970	Pugh, Jethro.....	13.5
1971	Pugh, Jethro.....	13.0
1972	Pugh, Jethro.....	7.5
1973	Toomay, Pat.....	10.5
1974	Martin, Harvey.....	7.5
1975	Martin, Harvey.....	9.5
1976	Martin, Harvey.....	14.5
1977	Martin, Harvey.....	20.0
1978	White, Randy.....	16.0
1979	Martin, Harvey.....	8.5
1980	Martin, Harvey.....	12.0
1981	Jones, Ed.....	9.5
1982	Martin, Harvey.....	8.0
1983	White, Randy.....	12.5
1984	White, Randy.....	12.5
1985	Jones, Ed.....	13.0
1986	Jeffcoat, Jeff.....	14.0
1987	Jones, Ed.....	10.0
1988	Cobb, Reggie.....	7.5
	Noonan, Danny.....	7.5
1989	Jeffcoat, Jim.....	11.5
1990	Stubbs, Daniel.....	7.5
	Jones, Jimmie.....	7.5
1991	Tolbert, Tony.....	7.0
1992	Jeffcoat, Jim.....	10.5
1993	Tolbert, Tony.....	7.5
1994	Haley, Charles.....	12.5
1995	Haley, Charles.....	10.5
1996	Tolbert, Tony.....	12.0

\*Rookie

Defensive End  
Broderick Thomas



# Cowboys Individual Records

1960 — 12 games; 1961-77 — 14 games; 1978-96 — 16 games.

NOTE: The 1982 regular season was reduced to nine games and the 1987 season to 15 games due to players' strikes.

## SERVICE

### Most Seasons

- 15 Ed Jones, 1974-78, 1980-89
- 14 Bob Lilly, 1961-74
- 14 Lee Roy Jordan, 1963-76
- 14 Jethro Pugh, 1965-78
- 14 Randy White, 1975-88
- 14 Tom Rafferty, 1976-89
- 14 Bill Bates, 1983-96
- 14 Mark Tuinei, 1983-96

### Most Games Played

- 224 Ed Jones, 1974-78, 1980-89
- 209 Randy White, 1975-88
- 204 Tom Rafferty, 1976-89

### Most Consecutive Games Played

- 196 Bob Lilly, 1961-74
- 168 Cornell Green, 1962-74
- 167 Tom Rafferty, 1976-87

### Most Games Started

- 203 Ed Jones, 1974-78, 1980-89
- 194 Bob Lilly, 1961-74
- 183 Tom Rafferty, 1976-89

### Most Consecutive Games Started

- 154 Lee Roy Jordan, 1966-76
- 145 Cornell Green, 1964-74
- 135 Bob Lilly, 1965-74
- 135 D.D. Lewis, 1972-81

## SCORING

### Most Seasons Leading Team

- 9 Rafael Septien, 1978-86
- 4 Mike Clark, 1968-71
- 3 Roger Ruzek, 1987-89

### Most Consecutive Seasons Leading Team

- 9 Rafael Septien, 1978-86
- 4 Mike Clark, 1968-71
- 3 Roger Ruzek, 1987-89

## POINTS

### Career

- 874 Rafael Septien, 1978-86  
(388-pat, 162-fg)
- 690 Emmitt Smith, 1990-96 (115-td)
- 516 Tony Dorsett, 1977-87 (86-td)

### Season

- 150 Emmitt Smith, 1995 (25-td)
- 132 Emmitt Smith, 1994 (22-td)
- 127 Chris Boniol, 1995 (46-pat, 27-fg)

### Most Seasons, 100 or More Points

- 3 Rafael Septien, 1981, 1983-84
- 3 Emmitt Smith, 1992, 1994-95
- 3 Chris Boniol, 1994-96
- 2 Mike Clark, 1968-69

### Season, Rookie

- 119 Lin Elliott, 1992 (47-pat, 24-fg)
- 114 Chris Boniol, 1994 (48-pat, 22-fg)
- 80 Ken Willis, 1990 (26-pat, 18-fg)

### Game

- 24 Dan Reeves, vs. Atl., 11/5/67 (4 TDs)
- 24 Bob Hayes, vs. Hou., 12/20/70 (4 TDs)
- 24 Calvin Hill, @ Buf., 9/19/71 (4 TDs)
- 24 Duane Thomas, vs. StL., 12/18/71  
(4 TDs)
- 24 Emmitt Smith, vs. Pho., 12/16/90 (4 TDs)
- 24 Emmitt Smith @ Gia., 9/4/95 (4 TDs)

### Game, Opponent

- 24 Dick James, @ Wash., 12/17/61
- 24 Harold Jackson, @ Rams, 10/14/73
- 24 Sterling Sharpe, vs. G.B., 11/24/94

### Most Consecutive Games Scoring

- 111 Rafael Septien, 1978-85
- 48 Chris Boniol, 1994-96
- 36 Mike Clark, 1968-70

## TOUCHDOWNS

### Most Seasons Leading Team

- 7 Tony Dorsett, 1977-78, 1980, 1982-85
- 7 Emmitt Smith, 1990-96
- 4 Bob Hayes, 1965, 1967-68, 1970
- 4 Herschel Walker, 1986-89

### Most Consecutive Seasons Leading Team

- 7 Emmitt Smith, 1990-96
- 4 Tony Dorsett, 1982-85
- 4 Herschel Walker, 1986-89

### Career

- 115 Emmitt Smith, 1990-96 (108-r,7-p)
- 86 Tony Dorsett, 1977-87 (72-r, 13-p, 1-ret.)
- 76 Bob Hayes, 1965-74 (2-r, 71-p, 3-ret.)

### Season

- 25 Emmitt Smith, 1995 (25-r)
- 22 Emmitt Smith, 1994 (21-r, 1-p)
- 19 Emmitt Smith, 1992 (18-r, 1p)

### Season, Rookie

- 13 Bob Hayes, 1965 (1-r, 12-p)
- 13 Tony Dorsett, 1977 (12-r, 1-p)
- 11 Emmitt Smith, 1990 (11-r)

### Game

- 4 Dan Reeves, vs. Atl., 11/5/67 (2-r, 2-p)
- 4 Bob Hayes, vs. Hou., 12/20/70 (4-p)
- 4 Calvin Hill, @ Buf., 9/19/71 (4-r)
- 4 Duane Thomas, vs. StL., 12/18/71  
(3-r, 1-p)
- 4 Emmitt Smith, vs. Pho., 12/16/90 (4-r)
- 4 Emmitt Smith, @ Gia., 9/4/95 (4-r)

### Game, Opponent

- 4 Dick James, @ Wash., 12/17/61  
(3-r, 1-p)
- 4 Harold Jackson, @ Rams, 10/14/73  
(4-p)
- 4 Sterling Sharpe, vs. G.B. 11/24/94 (4-p)

### Most Consecutive Games Scoring Touchdown

- 11 Emmitt Smith, 1994-95
- 11 Emmitt Smith, 1995
- 9 Emmitt Smith, 1993-94





## POINTS AFTER TOUCHDOWN

**Most Attempted, Career**

- 398 Rafael Septien, 1978-86
- 182 Mike Clark, 1968-71, 1973
- 128 Danny Villanueva, 1965-67

**Most Attempted, Season**

- 60 Rafael Septien, 1980
- 59 Rafael Septien, 1983
- 56 Danny Villanueva, 1966

**Most Attempted, Game**

- 8 Danny Villanueva, vs. Phil., 10/19/66
- 8 Mike Clark, vs. Det., 9/15/68
- 8 Rafael Septien, vs. S.F., 10/12/80

**Most Attempted, Game, Opponent**

- 7 Gerry Perry, @ St. L., 12/9/62
- 6 Eight times, last by Jim Breech, @ Cin., 12/8/85

**Most Made, Career**

- 388 Rafael Septien, 1978-86
- 180 Mike Clark, 1968-71, 1973
- 125 Danny Villanueva, 1965-67

**Most Made, Season**

- 59 Rafael Septien, 1980
- 57 Rafael Septien, 1983
- 56 Danny Villanueva, 1966

**Most Made, Game**

- 8 Rafael Septien, vs. S.F., 10/12/80
- 8 Mike Clark, vs. Det., 9/15/68
- 8 Danny Villanueva, vs. Phil., 10/19/66

**Most Made, Game, Opponent**

- 7 Gerry Perry, @ St. L., 12/9/62
- 6 Eight times, last by Jim Breech, @ Cin., 12/8/85

**Most Consecutive Made**

- 100 Danny Villanueva, 1965-67
- 99 Mike Clark, 1969-1971
- 88 Rafael Septien, 1980-83

**Highest Percentage Made, Career (200 made)**

- 97.5 Rafael Septien (398-388)

**Most Made, No Misses, Season**

- 56 Danny Villanueva, 1966
- 54 Mike Clark, 1968
- 48 Chris Boniol, 1994

## FIELD GOALS

**Most Attempted, Career**

- 226 Rafael Septien, 1978-88
- 119 Mike Clark, 1968-71, 1973
- 107 Toni Fritsch, 1971-73, 1975

**Most Attempted, Season**

- 39 Ken Willis, 1991
- 36 Toni Fritsch, 1972
- 36 Mike Clark, 1969
- 36 Chris Boniol, 1996

**Most Attempted, Game**

- 7 Mike Clark, @ Chi., 11/24/68
- 7 Chris Boniol, vs. G.B., 11/18/96
- 6 Toni Fritsch, vs. Rams, 9/21/75

**Most Attempted, Opponent, Game**

- 7 Sam Baker, @ Phil., 12/5/65
- 6 Tommy Davis, vs. S.F., 11/20/60
- 6 Chester Marcol, @ G.B., 10/1/72

**Most Made, Career**

- 162 Rafael Septien, 1978-88
- 81 Chris Boniol, 1994-96
- 69 Mike Clark, 1968-71, 1973

**Most Made, Season**

- 32 Chris Boniol, 1996
- 28 Eddie Murray, 1993
- 27 Rafael Septien, 1981
- 27 Ken Willis, 1991
- 27 Chris Boniol, 1995

**Most Made, Season, Rookie**

- 24 Lin Elliott, 1992
- 22 Chris Boniol, 1994
- 18 Ken Willis, 1990

**Most Made, Game**

- 7 Chris Boniol, vs. G.B., 11/18/96
- 5 Roger Ruzek, @ Rams, 12/21/87
- 5 Eddie Murray, vs. G.B., 10/3/93
- 5 Chris Boniol, vs. Gia., 12/17/95

**Most Made, Opponent, Game**

- 5 Morten Andersen, vs. Atl., 10/20/96
- 4 Many times, last by Cary Blanchard, vs. Ind., 9/15/96

**Most Made, No Misses, Game**

- 7 Chris Boniol, vs. G.B., 11/18/96
- 5 Roger Ruzek, @ Rams, 12/21/87
- 5 Eddie Murray, vs. G.B., 10/3/93
- 5 Chris Boniol, vs. Gia., 12/17/95

**Most Made, One Half**

- 5 Chris Boniol, vs. G.B., 11/18/96
- 4 Roger Ruzek, vs. Gia., 11/2/87

**Most Made, One Quarter**

- 4 Roger Ruzek, vs. Gia., 11/2/87

**Most Successful Field Goals Made**

- 27 Chris Boniol, 1996
- 26 Chris Boniol, 1995-96
- 13 Lin Elliott, 1992

**Most Consecutive Games Made**

- 11 Lin Elliott, 1992-93
- 11 Chris Boniol, 1995-96
- 10 Mike Clark, 1969-70
- 10 Toni Fritsch, 1972-73
- 10 Toni Fritsch, 1975

**Longest Field Goal**

- 54 Toni Fritsch, @ Gia., 9/24/72
- 54 Ken Willis, @ Cle., 9/1/91
- 53 6 times, last by Lin Elliott @ Den., 12/6/92

**Longest Field Goal, Opponent**

- 59 Tony Franklin, vs. Phil., 11/12/79
- 55 Fred Steinfort, @ Den., 9/14/80
- 55 Chip Lohmiller, @ Wash., 9/23/90

**Most Made, 50 or More Yards, Career**

- 8 Rafael Septien, 1978-86
- 4 Ken Willis, 1990-91

**Most Made, 50 or More Yards, Season**

- 4 Ken Willis, 1991
- 3 Lin Elliott, 1992
- 3 Eddie Murray, 1993

**Most Made, 50 or More Yards, Game**

- 2 Eddie Murray, @ Minn., 12/12/93

**Highest Field Goal Percentage, Career (100 made)**

- 71.7 Rafael Septien, 1978-86 (226-162)

**Highest Field Goal Percentage, Season (Qualifiers)**

- 96.4 Chris Boniol, 1995 (27-28)
- 88.9 Chris Boniol, 1996 (32-36)
- 88.0 Roger Ruzek, 1987 (22-25)

## THE RECORDS



### Highest Field Goal Percentage, Season, Rookie (Qualifiers)

- 75.9 Chris Boniol, 1994 (22-29)
- 72.0 Ken Willis, 1990 (18-25)
- 68.6 Lin Elliott, 1992 (24-35)

### SAFETIES

#### Most, Career

- 2 Jethro Pugh, 1965-78
- 2 Benny Barnes, 1972-82
- 2 Harvey Martin, 1973-83

#### Most, Season

- 2 Benny Barnes, 1973

#### Most, Game

- 1 By many, last by Issiac Holt, vs. Wash., 9/7/92

### RUSHING

#### Most Seasons Leading Team

- 10 Tony Dorsett, 1977-86
- 7 Don Perkins, 1961-65, 1967-68
- 7 Emmitt Smith, 1990-96

#### Most Consecutive Seasons Leading Team

- 10 Tony Dorsett, 1977-86
- 7 Emmitt Smith, 1990-96
- 5 Don Perkins, 1961-65

#### Most Consecutive Games Leading Team

- 41 Emmitt Smith, 1994-96
- 32 Emmitt Smith, 1990-92
- 26 Herschel Walker, 1987-88

### ATTEMPTS

#### Career

- 2,755 Tony Dorsett, 1977-87
- 2,334 Emmitt Smith, 1990-96
- 1,500 Don Perkins, 1961-68

#### Season

- 377 Emmitt Smith, 1995
- 373 Emmitt Smith, 1992
- 368 Emmitt Smith, 1994

#### Season, Rookie

- 241 Emmitt Smith, 1990
- 208 Tony Dorsett, 1977
- 204 Calvin Hill, 1969

#### Game

- 35 Emmitt Smith, vs. N.Y. Giants, 11/7/94
- 34 Emmitt Smith, @ Wash., 11/24/91
- 32 7 times, last by Emmitt Smith, vs. G.B., 11/24/94

#### Game Opponent

- 40 Barry Sanders, vs. Detroit, 9/19/94
- 38 Walter Payton, Chi., 11/26/81
- 34 Rodney Hampton, vs. Gia., 12/17/95

### YARDS GAINED

#### Career

- 12,036 Tony Dorsett, 1977-87
- 10,160 Emmitt Smith, 1990-96
- 6,217 Don Perkins, 1961-68

#### Season

- 1,773 Emmitt Smith, 1995
- 1,713 Emmitt Smith, 1992
- 1,646 Tony Dorsett, 1981
- 1,563 Emmitt Smith, 1991
- 1,514 Herschel Walker, 1988

#### Season, Rookie

- 1,007 Tony Dorsett, 1977
- 942 Calvin Hill, 1969
- 937 Emmitt Smith, 1990

### Game

- 237 Emmitt Smith, @ Phil., 10/31/83
- 206 Tony Dorsett, vs. Phil., 12/4/77
- 183 Tony Dorsett, @ Gia., 11/9/80

### Game, Rookie

- 206 Tony Dorsett, vs. Phil., 12/4/77
- 150 Calvin Hill, @ Wash., 11/16/69
- 141 Tony Dorsett, @ SiL., 10/9/77

### Game, Opponent

- 232 Jim Brown, vs. Clev., 9/22/63
- 206 Greg Bell, @ Buf., 11/18/84
- 195 Earl Campbell, vs. Hou., 11/22/79

### Longest Run (All TDs)

- 99 Tony Dorsett, @ Minn., 1/3/83
- 84 Herschel Walker, vs. Phil., 12/14/86
- 84 Tony Dorsett, vs. Phil., 12/4/77

### Longest Run, Opponent (All TDs)

- 85 Greg Bell, @ Buf., 11/18/84
- 77 Keith Byars, vs. Mia., 11/25/93
- 76 O.J. Anderson, @ St.L., 9/2/79

### Most Seasons, 1,000 or More Yards

- 8 Tony Dorsett, 1977-81, 1983-85
- 6 Emmitt Smith, 1991-96
- 2 Calvin Hill, 1972-73

### Most Consecutive Seasons, 1,000 or More Yards

- 6 Emmitt Smith, 1991-96
- 5 Tony Dorsett, 1977-81
- 3 Tony Dorsett, 1983-85

### Most Games, 100 or More Yards, Career

- 46 Emmitt Smith, 1990-96
- 43 Tony Dorsett, 1977-87
- 16 Calvin Hill, 1969-74

### Most Games, 100 or More Yards, Season

- 11 Emmitt Smith, 1995
- 9 Tony Dorsett, 1981
- 8 Tony Dorsett, 1983
- 8 Emmitt Smith, 1991

### Most Consecutive Games, 100 or More Yards

- 4 Tony Dorsett, 1979
- 4 Emmitt Smith, 1995
- 4 Emmitt Smith, 1995
- 3 Tony Dorsett, 1981
- 3 Tony Dorsett, 1983
- 3 Emmitt Smith, 1991

### AVERAGE GAIN

#### Career (750 att.)

- 4.35 Emmitt Smith, 1990-96 (2,334-10,160)
- 4.37 Tony Dorsett, 1977-87 (2,755-12,036)
- 4.32 Walt Garrison, 1966-74 (899-3,886)

#### Season (Qualifiers)

- 5.57 Amos Marsh, 1962 (144-802)
- 5.32 Duane Thomas, 1970 (151-803)
- 5.25 Emmitt Smith, 1993 (283-1,486)

#### Game (10 att.)

- 12.1 Walt Garrison, vs. Wash., 12/9/72 (10-121)
- 10.9 Amos Marsh, @ Wash., 11/4/62 (10-109)
- 10.8 Dan Reeves, vs. Wash., 12/11/66 (10-108)

### TOUCHDOWNS

#### Most Seasons Leading Team

- 7 Tony Dorsett, 1977, 1979-80, 1982-85
- 7 Emmitt Smith, 1990-96
- 6 Don Perkins, 1961-64, 1966-67

#### Most Consecutive Seasons Leading Team

- 7 Emmitt Smith, 1990-96
- 4 Don Perkins, 1961-64
- 4 Tony Dorsett, 1982-85
- 4 Herschel Walker, 1986-89

**Career**

- 108 Emmitt Smith, 1990-96  
72 Tony Dorsett, 1977-87  
42 Don Perkins, 1961-88

**Season**

- 25 Emmitt Smith, 1995  
21 Emmitt Smith, 1994  
18 Emmitt Smith, 1992

**Season, Rookie**

- 12 Tony Dorsett, 1977  
11 Emmitt Smith, 1990

**Game**

- 4 Calvin Hill, @ Buf., 9/19/71  
4 Emmitt Smith, vs. Pho., 12/16/90  
4 Emmitt Smith, @ Gia., 9/4/95

**Game, Opponent**

- 3 Jim Taylor, @ G.B., 11/13/60  
3 Dick James, vs. Wash., 12/17/61  
3 Cleveland Gary, @ Rams, 11/18/90  
3 Terry Allen, @ Was., 12/22/96

**Most Consecutive Games Rushing for Touchdown**

- 11 Emmitt Smith, 1994-95  
11 Emmitt Smith, 1995  
7 Emmitt Smith, 1994

**PASSING****Most Seasons Leading Team**

- 8 Roger Staubach, 1971, 1973-79  
8 Troy Aikman, 1989-96  
7 Danny White, 1980-85, 1987

**Most Consecutive Seasons Leading Team**

- 8 Troy Aikman, 1989-96  
7 Roger Staubach, 1973-79  
6 Don Meredith, 1963-68  
6 Danny White, 1980-85

**RATING****Highest, Career (1,500 att.)**

- 83.42 Roger Staubach, 1969-79  
83.02 Troy Aikman, 1989-96  
81.71 Danny White, 1976-88

**Highest, Season (Qualifiers)**

- 104.8 Roger Staubach, 1971  
99.0 Troy Aikman, 1993  
94.6 Roger Staubach, 1973

**Highest, Rookie, Season (Qualifiers)**

- 55.7 Troy Aikman, 1989

**ATTEMPTS****Career**

- 3,178 Troy Aikman, 1989-96  
2,958 Roger Staubach, 1969-79  
2,950 Danny White, 1976-88

**Season**

- 533 Danny White, 1983  
473 Troy Aikman, 1992  
465 Troy Aikman, 1996

**Season, Rookie**

- 293 Troy Aikman, 1989  
219 Steve Walsh, 1989  
68 Don Meredith, 1960

**Game**

- 49 Roger Staubach, @ Phil., 10/26/75  
49 Gary Hogeboom, @ S.F., 12/22/85  
49 Danny White, @ Wash., 12/13/87  
49 Steve Walsh, vs. Pho., 10/29/89

**Game, Opponent**

- 56 Warren Moon, @ Hou., 11/10/91  
54 Neil Lomax, vs. STL., 12/27/87  
54 Mark Rypien, vs. Wash., 11/22/90

**COMPLETIONS****Career**

- 2,000 Troy Aikman, 1989-96  
1,761 Danny White, 1976-88  
1,685 Roger Staubach, 1969-79

**Season**

- 334 Danny White, 1983  
302 Troy Aikman, 1992  
296 Troy Aikman, 1996

**Season, Rookie**

- 155 Troy Aikman, 1989  
110 Steve Walsh, 1989  
29 Don Meredith, 1960

**Game**

- 33 Gary Hogeboom, @ Rams, 9/3/84  
33 Troy Aikman, @ Mia., 10/27/96  
32 Steve Pelluer, @ Phil., 10/23/88

**Game, Opponent**

- 41 Warren Moon, @ Hou., 11/10/91  
30 Wade Wilson, @ Atl., 12/21/92  
29 Randall Cunningham, @ Phil., 12/4/94

**Consecutive Passes Completed**

- 14 Steve Pelluer, vs. Sea., 11/27/86  
13 Troy Aikman, @ Atl., 12/21/92  
13 Troy Aikman, @ Oak., 11/19/95  
12 Roger Staubach, vs. Balt., (11), 9/4/78;  
vs. Gia. (1), 9/10/78  
12 Danny White, @ Phil., 11/6/83  
12 Troy Aikman, @ G.B., 10/6/91

**COMPLETION PERCENTAGE****Career (1,500 att.)**

- 62.9 Troy Aikman, 1989-96 (3,178-2,000)  
59.7 Danny White, 1976-88 (2,950-1,761)  
57.0 Roger Staubach, 1969-79 (2,958-1,685)

**Season (Qualifiers)**

- 69.1 Troy Aikman, 1993 (271-392)  
65.3 Troy Aikman, 1991 (363-237)  
64.8 Troy Aikman, 1995 (432-280)

**Season, Rookie (Qualifiers)**

- 52.9 Troy Aikman, 1989 (293-155)

**Game (20 attempts)**

- 87.5 Danny White, @ Phil., 11/6/83 (24-21)  
85.7 Troy Aikman, @ Atl., 12/21/92 (21-18)  
80.8 Troy Aikman, @ Gia., 9/30/90 (26-21)

**YARDS GAINED****Career**

- 22,733 Troy Aikman, 1989-96  
22,700 Roger Staubach, 1969-79  
21,959 Danny White, 1976-88

**Season**

- 3,980 Danny White, 1983  
3,586 Roger Staubach, 1979  
3,445 Troy Aikman, 1992

**Season, Rookie**

- 1,749 Troy Aikman, 1989  
1,371 Steve Walsh, 1989

**Game**

- 460 Don Meredith, @ S.F., 11/10/63  
406 Don Meredith, @ Wash., 11/13/66  
394 Don Meredith, @ Phil., 11/6/66

**Game, Rookie**

- 379 Troy Aikman, @ Pho., 11/12/89  
 294 Steve Walsh, vs. S.F., 10/15/89  
 264 Steve Walsh, vs. Pho., 10/29/89

**Game, Opponent**

- 466 Bill Wade, vs. Chi., 11/18/62  
 432 Phil Simms, @ Gia., 10/6/85  
 432 Warren Moon, @ Hou., 11/10/91

**Most Seasons, 3,000 or More Passing Yards**

- 4 Danny White, 1980-81, 1983, 1985  
 4 Troy Aikman, 1992-93, 1995-96  
 2 Roger Staubach, 1978-79

**Most Games, 300 or More Passing Yards, Career**

- 10 Danny White, 1976-88  
 8 Troy Aikman, 1989-96  
 7 Don Meredith, 1960-68

**Most Games, 300 or More Passing Yards, Season**

- 3 Don Meredith, 1966  
 3 Roger Staubach, 1979  
 3 Danny White, 1983

**Most Consecutive Games, 300 or More Passing Yards**

- 2 Don Meredith, 1963

**Longest Pass Completion (All TDs except as noted)**

- 95 Don Meredith, (to Hayes), vs. Wash., 11/13/66  
 91 Roger Staubach, (to Dorsett), vs. Balt., 9/4/78  
 90 Troy Aikman, (to Harper), @ S.F., 11/13/94 (no TD)

**Longest Pass Completion, Opponent (All TDs)**

- 94 Norm Sneed (to Rich Houston), @ Gia., 9/24/72  
 88 Sonny Jurgensen (to Charley Taylor), @ Wash., 11/16/69  
 86 Charlie Johnson (to Sonny Randle), vs. St.L., 10/28/62

**AVERAGE GAIN****Career (1,500 att.)**

- 7.67 Roger Staubach, 1969-79 (1,685-22,700)  
 7.45 Don Meredith, 1960-68 (2,308-17,199)  
 7.44 Danny White, 1976-88 (1,761-21,959)

**Season (Qualifiers)**

- 8.92 Roger Staubach, 1971 (211-1,882)  
 8.79 Craig Morton, 1970 (207-1,819)  
 8.67 Craig Morton, 1969 (302-2,619)

**Game (20 att.)**

- 15.15 Don Meredith, vs. Phil., 10/9/66 (26-394)  
 14.92 Don Meredith, vs. Gia., 9/18/66 (24-358)  
 14.00 Don Meredith, @ Wash., 11/13/66 (29-406)

**TOUCHDOWNS****Career**

- 155 Danny White, 1976-88  
 153 Roger Staubach, 1969-79  
 135 Don Meredith, 1960-68

**Season**

- 29 Danny White, 1983  
 28 Danny White, 1980  
 27 Roger Staubach, 1979

**Season, Rookie**

- 9 Troy Aikman, 1989  
 5 Steve Walsh, 1989

**Game**

- 5 Eddie LeBaron, @ Pitt., 10/21/62  
 5 Don Meredith, vs. Gia., 9/18/66  
 5 Don Meredith, vs. Phil., 10/9/66  
 5 Don Meredith, vs. Phil., 9/29/68  
 5 Craig Morton, vs. Phil., 10/19/69  
 5 Craig Morton, vs. Hou., 12/20/70  
 5 Danny White, @ Gia., 10/20/83

**Game, Rookie**

- 4 Troy Aikman, vs. Rams, 12/3/89

**Game, Opponent**

- 6 Y.A. Tittle, @ Gia., 12/16/62  
 5 Charley Johnson, @ St.L., 12/9/62  
 5 Bill Nelsen, @ Cle., 11/2/69

**Most Games, Four or More Touchdown Passes, Career**

- 8 Danny White, 1976-88  
 6 Don Meredith, 1960-68

**Most Games, Four or More Touchdown Passes, Season**

- 3 Don Meredith, 1966  
 2 Danny White, 1980

**Most Consecutive Games, Four or More Touchdown Passes**

- 1 By many, last by Troy Aikman, vs. Rams, 12/3/89

**Most Consecutive Games, Touchdown Pass**

- 16 Troy Aikman, 1993-94  
 12 Don Meredith, 1965-66  
 12 Roger Staubach, 1977-78

**HAD INTERCEPTED****Career**

- 132 Danny White, 1976-88  
 111 Don Meredith, 1960-68  
 109 Roger Staubach, 1969-79

**Season**

- 25 Eddie LeBaron, 1960  
 25 Danny White, 1980  
 23 Danny White, 1983

**Game**

- 5 Eddie LeBaron, vs. Phil., 9/30/60  
 5 Eddie LeBaron, vs. St.L., 11/5/61  
 5 Danny White, @ Gia., 11/9/80  
 5 Steve Pelluer, vs. Rai., 11/9/86

**Game, Opponent**

- 6 Pete Liske, @ Phil., 9/26/71

**Most Consecutive Passes Attempted, None Intercepted**

- 184 Troy Aikman, 1995  
 156 Don Meredith, 1965-66  
 151 Troy Aikman, 1993

**Most Attempts, No Interceptions, Game**

- 47 Danny White, @ S.D., 11/13/83  
 42 Troy Aikman, vs. Wash., 9/9/91  
 41 Troy Aikman, @ G.B., 10/6/91  
 41 Troy Aikman, @ Mia., 10/27/96

**Most Attempts, No Interceptions, Game, Opponent**

- 56 Warren Moon, @ Hou., 11/10/91  
 46 Fran Tarkenton, vs. Gia., 10/11/71  
 46 Sonny Jurgensen, @ Wash., 11/13/66



### LOWEST PERCENTAGE PASSES INTERCEPTED

#### Career (1,500 att.)

- 3.08 Troy Aikman, 1989-96 (3,178-98)
- 3.70 Roger Staubach, 1969-79 (2,958-109)
- 4.47 Danny White, 1976-88 (2,950-132)

#### Season (Qualifiers)

- 1.53 Troy Aikman, 1993 (392-6)
- 1.62 Troy Aikman, 1995 (432-7)
- 1.90 Roger Staubach, 1971 (211-4)

#### Season, Rookie (Qualifiers)

- 6.14 Troy Aikman, 1989 (293-18)

### TIMES SACKED

#### Career

- 311 Roger Staubach, 1969-79
- 251 Don Meredith, 1960-68
- 242 Danny White, 1976-88

#### Season

- 58 Don Meredith, 1964
- 47 Steve Pelluer, 1986
- 44 Danny White, 1987

#### Game

- 11 Steve Pelluer, @ S.D., 11/16/86
- 11 Troy Aikman, vs. Phil., 9/15/91
- 9 Craig Morton, @ G.B., 10/24/65

#### Game, Opponent

- 12 Warren Moon, @ Hou., 9/29/85
- 11 Greg Landry, vs. Det., 10/6/75
- 11 David Norrie, @ Jets, 10/4/87

#### Highest Attempts/Sack Ratio, Career (1,500 att.)

- 18.2 Troy Aikman, 1989-96 (3,363-185)
- 13.2 Danny White, 1976-88 (3,192-242)
- 10.5 Roger Staubach, 1969-79 (3,269-311)

#### Highest Attempts/Sack Ratio, Season (Qualifiers)

- 31.86 Troy Aikman, 1995 (446-14)
- 26.83 Troy Aikman, 1996 (483-18)
- 26.79 Troy Aikman, 1994 (375-14)

### PASS RECEIVING

#### RECEPTIONS

#### Most Seasons Leading Team

- 6 Michael Irvin, 1991-96
- 5 Drew Pearson, 1974-78
- 5 Tony Hill, 1979-82, 1985

#### Most Consecutive Seasons Leading Team

- 6 Michael Irvin, 1991-96
- 5 Drew Pearson, 1974-78
- 3 Lance Rentzel, 1967-69
- 3 Tony Hill, 1979-81

#### Most Consecutive Games Leading or Tied Team Lead

- 8 Michael Irvin, 1991-92
- 6 Lance Rentzel, 1968-69
- 6 Bob Hayes, 1966-67
- 6 Billy Howton, 1961-62

#### Career

- 591 Michael Irvin, 1988-96
- 489 Drew Pearson, 1973-83
- 479 Tony Hill, 1977-86

#### Season

- 111 Michael Irvin, 1995
- 93 Michael Irvin, 1991
- 88 Michael Irvin, 1993

#### Season, Rookie

- 46 Bob Hayes, 1965
- 41 Mike Sherrard, 1986
- 32 Don Perkins, 1961
- 32 Michael Irvin, 1988

#### Game

- 13 Lance Rentzel, vs. Wash., 11/19/67
- 12 Emmitt Smith, @ Phoe., 11/22/92
- 12 Michael Irvin, vs. S.F., 10/17/93
- 12 Michael Irvin, @ Mia., 10/27/96

#### Game, Rookie

- 8 Bob Hayes, vs. Phil., 10/10/65
- 7 Drew Pearson, vs. Mia., 11/22/73
- 7 Karl Powe, @ S.F., 12/22/85

#### Game, Opponent

- 12 J.R. Wilburn, @ Pitt., 10/22/67
- 12 Jerry Rice, vs. S.F., 11/11/90
- 12 Tim Brown, @ Oak., 11/19/95
- 12 Larry Centers, @ Ariz., 12/25/95

#### Most Consecutive Games, Pass Reception

- 92 Michael Irvin, 1990-96
- 72 Tony Hill, 1981-86
- 58 Drew Pearson, 1974-78

#### Most Seasons 50 or More Pass Receptions

- 6 Michael Irvin, 1991-96
- 4 Tony Hill, 1979-80, 1984-85
- 4 Jay Novacek, 1990-92, 1995
- 4 Emmitt Smith, 1992-95
- 3 Drew Pearson, 1974, 1976, 1979
- 3 Herschel Walker, 1986-88

### YARDS

#### Most Seasons Leading Team

- 8 Tony Hill, 1978-85
- 6 Michael Irvin, 1991-96
- 5 Bob Hayes, 1965-67, 1970-71
- 4 Frank Clarke, 1961-64
- 4 Drew Pearson, 1974-77

#### Most Consecutive Seasons Leading Team

- 8 Tony Hill, 1978-85
- 6 Michael Irvin, 1991-96
- 4 Frank Clarke, 1961-64
- 4 Drew Pearson, 1974-77

#### Career

- 9,500 Michael Irvin, 1988-96
- 7,988 Tony Hill, 1977-86
- 7,822 Drew Pearson, 1973-83

#### Season

- 1,603 Michael Irvin, 1995
- 1,523 Michael Irvin, 1991
- 1,396 Michael Irvin, 1992
- 1,330 Michael Irvin, 1993
- 1,241 Michael Irvin, 1994

#### Season, Rookie

- 1,003 Bob Hayes, 1965
- 744 Mike Sherrard, 1986
- 654 Michael Irvin, 1988

#### Game

- 246 Bob Hayes, @ Wash., 11/13/66
- 241 Frank Clarke, vs. Wash., 9/16/62
- 233 Lance Rentzel, vs. Wash., 11/19/67

#### Game, Rookie

- 203 James Dixon, @ Phoe., 11/12/89
- 177 Bob Hayes, vs. Phil., 10/10/65
- 149 Michael Irvin, @ Was., 12/11/88

**Game, Opponent**

- 238 Harold Jackson, @ Rams, 10/14/73  
 201 Johnny Morris, vs. Chi., 11/18/62  
 199 Charley Taylor, @ Wash., 11/13/66

**Longest Pass Reception (All TDs except as noted)**

- 95 Bob Hayes (from Meredith), vs. Wash., 11/13/66  
 91 Tony Dorsett (from Staubach), vs. Balt., 9/4/78  
 90 Alvin Harper (from Aikman), @ S.F., 11/13/94 (No TD)

**Longest Pass Reception, Opponent (All TDs)**

- 94 Rich Houston (from Norm Snead), @ Gia., 9/24/72  
 88 Charley Taylor (from Sonny Jurgensen), @ Wash., 11/16/69  
 86 Sonny Randle (from Charlie Johnson), vs. St.L., 10/28/62

**Most Seasons 1,000 or More Yards Pass Receiving**

- 5 Michael Irvin, 1991-95  
 3 Tony Hill, 1979-80, 1985  
 2 Bob Hayes, 1965-66  
 2 Drew Pearson, 1974, 1979

**Most Games, 100 or More Yards Pass Receiving, Career**

- 39 Michael Irvin, 1988-96  
 26 Tony Hill, 1977-86  
 21 Bob Hayes, 1965-75

**Most Games, 100 or More Yards Pass Receiving, Season**

- 11 Michael Irvin, 1995  
 7 Michael Irvin, 1991  
 6 Bob Hayes, 1967  
 6 Michael Irvin, 1992

**Most Consecutive Games, 100 or More Yards Pass Receiving**

- 7 Michael Irvin, 1995  
 3 Lance Rentzel, 1968-69  
 3 Michael Irvin, 1991  
 3 Michael Irvin, 1992  
 3 Michael Irvin, 1993  
 3 Michael Irvin, 1995

**AVERAGE GAIN****Career (200 receptions)**

- 20.0 Bob Hayes, 1965-74 (365-7,295)  
 18.6 Frank Clarke, 1960-67 (281-5,214)  
 16.7 Tony Hill, 1977-86 (479-7,988)

**Season (Qualifiers)**

- 26.1 Bob Hayes, 1970 (34-889)  
 24.9 Alvin Harper, 1994 (33-821)  
 24.0 Bob Hayes, 1971 (35-840)

**Game (3 receptions)**

- 45.3 Alvin Harper, @ S.F., 11/13/94 (3-136)  
 44.3 Tony Hill, @ Wash., 9/5/83 (3-133)  
 42.0 Frank Clarke, @ Gia., 10/20/63 (4-168)

**TOUCHDOWNS****Career**

- 71 Bob Hayes, 1965-74  
 52 Michael Irvin, 1988-96  
 51 Tony Hill, 1977-86

**Season**

- 14 Frank Clarke, 1962  
 13 Bob Hayes, 1966  
 12 Lance Rentzel, 1969  
 12 Bob Hayes, 1965

**Season, Rookie**

- 12 Bob Hayes, 1965  
 5 Billy Joe Dupree, 1973  
 5 Mike Sherrard, 1986  
 5 Michael Irvin, 1988

**Game**

- 4 Bob Hayes, vs. Hou., 12/20/70  
 3 11 times, last by Michael Irvin, vs. Pho., 9/20/92

**Game, Opponent**

- 4 Harold Jackson, @ Rams, 10/14/73  
 4 Sterling Sharpe, vs. G.B., 11/24/94

**Most Consecutive Games, Touchdown**

- 7 Frank Clarke, 1961-62  
 7 Bob Hayes, 1965-66  
 6 Frank Clarke, 1963  
 6 Bob Hayes, 1966-67  
 6 Michael Irvin, 1995

**RUSHING-RECEIVING****Most Seasons Leading Team**

- 9 Tony Dorsett, 1977-85  
 7 Emmitt Smith, 1990-96  
 3 Calvin Hill, 1969, 1972-73  
 3 Herschel Walker, 1986-88

**Most Consecutive Seasons Leading Team**

- 9 Tony Dorsett, 1977-85  
 7 Emmitt Smith, 1990-96  
 3 Herschel Walker, 1986-88

**ATTEMPTS****Career**

- 3,137 Tony Dorsett, 1977-87 (ru-2,755, re-382)  
 2,682 Emmitt Smith, 1990-96 (ru-2,334, re-348)  
 1,646 Don Perkins, 1961-68 (ru-1,500, re-146)

**Season**

- 439 Emmitt Smith, 1995 (ru-377, re-62)  
 432 Emmitt Smith, 1992 (ru-373, re-59)  
 418 Emmitt Smith, 1994 (ru-368, re-50)

**Season, Rookie**

- 265 Emmitt Smith, 1990 (ru-241, re-24)  
 237 Tony Dorsett, 1977 (ru-208, re-29)  
 232 Don Perkins, 1961 (ru-200, re-32)

**Game**

- 42 Emmitt Smith, @ Gia., 1/2/94 (ru-32, re-10)  
 39 Emmitt Smith, @ G.B., 10/6/91 (ru-32, re-7)  
 38 Emmitt Smith, @ Cle., 9/1/91 (ru-32, re-6)  
 38 Emmitt Smith, vs. Gia., 11/7/94 (ru-35, re-3)  
 38 Emmitt Smith, vs. G.B., 11/24/94 (ru-32, re-6)

**YARDS****Career**

- 15,468 Tony Dorsett, 1977-87 (ru-12,036, re-3,432)  
 12,360 Emmitt Smith, 1990-96 (ru-10,160, re-2,200)  
 9,505 Michael Irvin, 1988-96 (ru-5, re-9,500)

**Season**

- 2,148 Emmitt Smith, 1995 (ru-1,773, re-375)  
 2,048 Emmitt Smith, 1992 (ru-1,713, re-335)  
 2,019 Herschel Walker, 1988 (ru-1,514, re-505)

**Season, Rookie**

- 1,280 Tony Dorsett, 1977 (ru-1,007, re-273)  
 1,174 Calvin Hill, 1969 (ru-942, re-232)  
 1,165 Emmitt Smith, 1990 (ru-937, re-228)

**Game**

- 292 Herschel Walker vs. Phil., 12/14/86  
(ru-122, re-170)  
254 Tony Dorsett, vs. Balt., 9/4/78  
(ru-147, re-107)  
246 Bob Hayes, @ Wash., 11/13/66 (re-246)

**PUNTING****PUNTS****Career**

- 612 Danny White, 1976-88  
591 Mike Saxon, 1985-92  
253 John Jett, 1993-96

**Season**

- 86 Mike Saxon, 1986  
82 Danny White, 1984  
81 Danny White, 1981  
81 Mike Saxon, 1985

**Season, Rookie**

- 81 Mike Saxon, 1985  
68 Mitch Hoopes, 1975  
62 Billy Lothridge, 1964

**Game**

- 11 Danny White, vs. Phi., 9/23/84  
10 By Many, last by Mike Saxon, vs. Chic.,  
11/17/85

**Game, Opponent**

- 11 Danny Villanueva, @ Rams, 9/30/62  
11 John James, @ Atl., 9/15/74  
11 Marv Bateman, vs. Buff., 11/15/76  
11 Rich Camarillo, vs. N.E., 11/22/84

**Longest Punt**

- 84 Ron Widby, @ N.O., 11/3/68  
75 Billy Lothridge, vs. Gia., 10/11/64  
75 Sam Baker, vs. Rams, 9/30/62

**Longest Punt, Opponent**

- 81 Tom McNeill, @ N.O., 9/28/69  
80 Randall Cunningham, vs. Phil., 10/16/94  
78 Jerry Norton, vs. StL., 11/5/61  
78 Bill Van Heusen, @ Denv., 12/2/73

**AVERAGE GROSS YARDS****Career (300 punts)**

- 41.5 Mike Saxon, 1985-92 (591-24,542)  
40.1 Danny White, 1976-84 (612-24,571)

**Season (Qualifiers)**

- 45.4 Sam Baker, 1962 (57-2,589)  
44.2 Sam Baker, 1963 (71-3,138)  
43.3 Ron Widby, 1969 (63-2,729)

**Season, Rookie (Qualifiers)**

- 41.9 Mike Saxon, 1985 (81-3,396)  
41.8 John Jett, 1993 (56-2,342)  
40.3 Billy Lothridge, 1964 (62-2,501)

**Game (4 punts)**

- 53.4 Ron Widby, @ N.O., 11/3/68 (5-267)  
53.0 Marv Bateman, vs. Cinc., 11/4/73  
(5-265)  
51.5 John Jett, vs. G.B., 10/8/95 (4-206)

**Game, Opponent (4 punts)**

- 54.4 John Kidd, @ Mia., 10/27/96 (5-272)  
54.3 Gary Collins, @ Clev., 10/17/65 (6-326)  
54.0 Dave Jennings, Gia., 10/5/80 (5-270)

**AVERAGE NET YARDS****Career (300 punts)**

- 34.8 Mike Saxon, 1985-92 (591-24,542)  
34.1 Danny White, 1976-88 (617-21,052)

**Season (Qualifiers)**

- 40.7 Sam Baker, 1962 (57-2,319)  
40.6 Sam Baker, 1963 (71-2,882)  
39.5 Dave Sherer, 1960 (57-2,252)

**Season, Rookie (Qualifiers)**

- 38.1 Billy Lothridge, 1964 (62-2,361)  
37.7 John Jett, 1993 (56-2,113)  
36.2 Marv Bateman, 1972 (51-1,848)

**Game (4 punts)**

- 50.6 Ron Widby, @ N.O., 11/3/68 (5-253)  
49.2 John Jett, @ Atl., 11/21/93 (6-295)  
49.0 Marv Bateman, vs. StL., 9/30/73  
(4-191)

**Game, Opponent (4 punts)**

- 51.0 Pat Studstill, vs. Rams, 11/25/71 (4-204)  
50.0 Dave Jennings, vs. Gia., 10/5/80 (5-250)

**HAD BLOCKED****Career**

- 5 Danny White, 1976-88  
4 Mike Saxon, 1985-92

**Season**

- 2 Marv Bateman, 1973  
2 Danny White, 1976  
2 Mike Saxon, 1989

**Most Consecutive Punts, None Blocked**

- 341 Danny White, 1978-83  
253 John Jett, 1993-96  
204 Mike Saxon, 1989-92

**INSIDE 20****Career**

- 166 Mike Saxon, 1985-92  
159 Danny White, 1976-88  
87 John Jett, 1993-96

**Season**

- 28 Mike Saxon, 1986  
27 Danny White, 1977  
26 John Jett, 1994

**Game**

- 5 Danny Villanueva, @ Clev., 10/17/65  
5 Duane Carrell, vs. StL., 11/3/74  
4 By many, last by John Jett, @ Atl.,  
11/21/93

**Fewest Touchbacks in a Season (Qualifiers)**

- 2 Danny White, 1982  
3 Allen Green, 1961  
3 Danny Villanueva, 1966  
3 Marv Bateman, 1972  
3 John Jett, 1993

**PUNT RETURNS****Most Seasons Leading Team**

- 5 Bob Hayes, 1966-70  
5 Kelvin Martin, 1987-88, 1991-92, 1996  
3 Butch Johnson, 1976-78  
3 Kevin Williams, 1993-95

**Most Consecutive Seasons Leading Team**

- 5 Bob Hayes, 1966-70  
3 Butch Johnson, 1976-78  
3 Kevin Williams, 1993-95

**RETURNS****Career**

- 179 Kelvin Martin, 1987-92, 1996  
146 Butch Johnson, 1976-83  
109 Mel Renfro, 1964-77

**Season**

- 54 James Jones, 1980  
54 Gary Allen, 1984  
51 Butch Johnson, 1978

**Season, Rookie**

- 54 James Jones, 1980  
45 Butch Johnson, 1976  
36 Kevin Williams, 1993

**Game**

- 9 Butch Johnson, vs. Buf., 11/15/76  
8 Ron Fellows, vs. Clev., 11/25/82  
7 By many, last by Gary Allen, @ Gia., 9/9/84

**Game, Opponent**

- 8 Phil McConkey, vs. Gia., 11/4/84  
7 Phillip Epps, vs. G.B., 9/23/84  
7 Irving Fryar, vs. N.E., 11/22/84  
7 Vai Sikahema, @ StL., 9/13/87

**FAIR CATCHES****Career**

- 61 Kelvin Martin, 1987-92, 1996  
42 Kevin Williams, 1993-96  
38 Mel Renfro, 1964-77  
38 Butch Johnson, 1976-83

**Season**

- 18 Golden Richards, 1973  
18 Kelvin Martin, 1992  
16 Cliff Harris, 1972

**Game**

- 4 Golden Richards, @ N.E., 11/16/75  
4 Golden Richards, @ Wash., 11/7/74  
4 Kelvin Martin, vs. Phil., 12/18/88

**Game, Opponent**

- 5 Amani Toomer, Gia., 9/8/96  
4 Jim Lindsey, Minn., 9/25/66  
4 Rickie Harris, Wash., 12/11/66  
4 Bruce Taylor, S.F., 11/23/72  
4 Phillip Epps, G.B., 9/23/84  
4 Jeff Groth, N.O., 10/21/84

**YARDS GAINED****Career**

- 1,803 Kelvin Martin, 1987-92, 1996  
1,313 Butch Johnson, 1976-83  
1,158 Bob Hayes, 1965-74

**Season**

- 548 James Jones, 1980  
532 Kelvin Martin, 1992  
489 Butch Johnson, 1976

**Season, Rookie**

- 548 James Jones, 1980  
489 Butch Johnson, 1976  
418 Mel Renfro, 1964

**Game**

- 124 Kelvin Martin, @ Phil., 12/15/91  
122 Bob Hayes, vs. Pitt., 12/8/68  
117 Mel Renfro, vs. G.B., 11/29/64  
117 Butch Johnson, vs. Buff., 11/15/76

**Game, Opponent**

- 105 Terance Mathis, @ Jets, 11/4/90  
100 Johnny Bailey, @ Phoe., 11/22/92  
88 Michael Harper, @ Jets, 10/4/87

**Longest Punt Return (All TDs)**

- 98 Dennis Morgan, vs. StL., 10/13/74  
90 Bob Hayes, vs. Pitt., 12/8/68  
85 Kelvin Martin, @ Phil., 12/15/91

**Longest Punt Return/Opponent (All TDs)**

- 98 Terance Mathis, @ Jets, 11/4/90  
78 Michael Harper, @ Jets, 10/4/87  
74 John Roland, vs. StL., 11/16/70

**AVERAGE YARDAGE****Career (75 returns)**

- 11.1 Bob Hayes, 1965-74 (104-1,158)  
10.1 Kelvin Martin, 1987-92, 1996  
(179-1,803)  
9.6 Kevin Williams, 1993-96 (95-913)

**Season (Qualifiers)**

- 20.8 Bob Hayes, 1968 (15-312)  
15.1 Dennis Morgan, 1974 (19-287)  
13.1 Mel Renfro, 1964 (32-418)

**Season, Rookie (Qualifiers)**

- 15.1 Dennis Morgan, 1974 (19-287)  
13.1 Mel Renfro, 1964 (32-418)  
10.9 Butch Johnson, 1976 (45-489)

**Game (3 returns)**

- 40.7 Bob Hayes, vs. Pitt., 12/8/68 (3-122)  
32.0 Kevin Williams, vs. Was., 11/20/94 (3-96)  
29.3 Mel Renfro, vs. G.B., 11/29/64 (4-117)

**Game, Opponent (3 returns)**

- 30.0 Ron Smith, @ Oak., 12/14/74 (3-90)  
29.3 Michael Harper, @ Jets, 10/4/87 (3-88)  
25.0 Johnny Bailey, @ Phoe., 11/22/92 (4-100)

**TOUCHDOWNS****Career**

- 3 Bob Hayes, 1965-74  
3 Kelvin Martin, 1987-92  
3 Kevin Williams, 1993-94

**Season**

- 2 Bob Hayes, 1968  
2 Kelvin Martin, 1992  
2 Kevin Williams, 1993

**Game**

- 1 By many, last by Kevin Williams,  
vs. Was., 11/20/94

**KICKOFF RETURNS****Most Seasons Leading Team**

- 3 Mel Renfro, 1964-66  
3 Butch Johnson, 1976-78  
3 Kevin Williams, 1993-95

**Most Consecutive Seasons Leading Team**

- 3 Mel Renfro, 1964-66  
3 Butch Johnson, 1976-78  
3 Kevin Williams, 1993-95

**RETURNS****Career**

- 144 Kevin Williams, 1993-96  
101 James Dixon, 1989-91  
85 Mel Renfro, 1964-77

**Season**

- 49 Kevin Williams, 1995  
47 James Dixon, 1989  
43 Ron Felloes, 1983  
43 Kevin Williams, 1994

**Season, Rookie**

- 47 James Dixon, 1989  
40 Mel Renfro, 1964  
38 Ron Springs, 1979



**Game**

- 8 Mel Renfro, vs. G.B., 11/29/64
- 7 Robert Lavette, @ Gia., 10/6/85
- 6 By many, last by Kevin Williams, vs. S.F., 11/12/95

**Game, Opponent**

- 8 Mel Gray, @ Det., 11/8/92
- 7 Terry Metcalf, @ StL., 10/9/77
- 7 Dave Turner, vs. Cinc., 9/30/79
- 7 James Owens, vs. S.F., 10/12/80
- 7 Ryan Terry, vs. Ariz., 9/24/95

**YARDS****Career**

- 3,416 Kevin Williams, 1993-96
- 2,315 James Dixon, 1989-91
- 2,246 Mel Renfro, 1964-77

**Season**

- 1,181 James Dixon, 1989
- 1,148 Kevin Williams, 1994
- 1,108 Kevin Williams, 1995

**Season, Rookie**

- 1,181 James Dixon, 1989
- 1,017 Mel Renfro, 1964
- 823 Dennis Morgan, 1974

**Game**

- 198 Herschel Walker, vs. Atl., 10/20/96
- 193 Alexander Wright, vs. Atl., 12/22/91
- 186 James Dixon, @ G.B., 10/8/89

**Game, Opponent**

- 247 Tim Brown, @ Phil., 11/6/66
- 188 James Owens, S.F., 10/12/80
- 180 Brian Mitchell, vs. Was., 11/20/94

**Longest Kickoff Return (All TDs)**

- 102 Alexander Wright, vs. Atl., 12/22/91
- 101 Amos Marsh, vs. Phil., 10/14/62
- 101 Ike Thomas, vs. Jets, 12/4/71

**Longest Kickoff Return, Opponent (All TDs)**

- 108 Roy Green, StL., 10/21/79
- 95 Robert Brooks, G.B., 10/3/93
- 93 Jim Butler, Pitt., 10/30/66
- 93 Tim Brown, @ Phil., 11/6/66

**AVERAGE YARDAGE****Career (75 returns)**

- 26.4 Mel Renfro, 1964-77 (85-2,246)
- 23.7 Kevin Williams, 1993-96 (144-3,416)
- 23.2 Butch Johnson, 1976-83 (79-1,832)

**Season (Qualifiers)**

- 30.0 Mel Renfro, 1965 (21-630)
- 28.9 Herschel Walker, 1996 (27-779)
- 28.4 Cliff Harris, 1971 (29-823)

**Season, Rookie (Qualifiers)**

- 26.5 Bob Hayes, 1965 (17-450)
- 25.7 Amos Marsh, 1961 (26-667)
- 25.4 Mel Renfro, 1964 (40-1,017)

**Game (3 returns)**

- 48.0 Mark Washington, @ Wash., 11/22/70 (3-144)
- 43.6 Ike Thomas, vs. Rams, 11/25/71 (3-131)
- 42.0 Mel Renfro, @ Wash., 11/12/64 (4-168)

**Game, Opponent (3 returns)**

- 49.4 Tim Brown, @ Phil., 11/6/66 (5-247)
- 40.8 Mike Nelms, Was., 11/22/81 (4-163)
- 40.0 Jim Butler, Pitt., 10/30/66 (3-120)

**TOUCHDOWNS****Career**

- 2 Mel Renfro, 1964-77
- 2 Ike Thomas, 1971
- 2 Alexander Wright, 1990-91

**Season**

- 2 Ike Thomas, 1971

**Game**

- 1 By many players, last by Kevin Williams, vs. Ariz., 10/9/94

**Game, Opponent**

- 2 Tim Brown, @ Phil., 11/6/66

**COMBINED KICK RETURNS****MOST RETURNS****Career**

- 239 Kevin Williams, 1993-96 (p-95, k-144)
- 230 Kelvin Martin, 1987-92, 1996 (p-179, k-51)
- 225 Butch Johnson, 1976-83 (p-146, k-79)

**Season**

- 87 Gary Allen, 1984 (p-54, k-33)
- 86 James Jones, 1980 (p-54, k-32)
- 82 Kevin Williams, 1994 (p-39, k-43)

**Game**

- 12 Mel Renfro, vs. G.B., 11/29/64 (p-4, k-8)
- 11 Butch Johnson, vs. Buff., 11/15/76 (p-9, k-2)
- 10 Mel Renfro, @ Wash., 11/13/66 (p-5, k-5)

**Game, Opponent**

- 12 Larry Jones, vs. Wash., 12/13/75 (p-6, k-6)
- 10 Phil McConkey, vs. Gia., 11/4/84 (p-8, k-2)
- 10 Stump Mitchell, @ StL., 9/11/83 (p-5, k-5)
- 10 Brian Mitchell, vs. Was., 11/20/94 (p-5, k-5)

**YARDS GAINED****Career**

- 4,329 Kevin Williams, 1993-96 (p-913, k-3,416)
- 3,145 Butch Johnson, 1976-83 (p-1,313, k-1,832)
- 3,088 Mel Renfro, 1964-77 (p-842, k-2,246)

**Season**

- 1,497 Kevin Williams, 1994 (p-349, k-1,148)
- 1,435 Mel Renfro, 1964 (p-418, k-1,017)
- 1,274 Kevin Williams, 1995 (p-166, k-1,108)

**Game**

- 273 Mel Renfro, vs. G.B., 11/29/64 (p-117, k-156)
- 212 Butch Johnson, vs. Buff., 11/15/76 (p-117, k-95)
- 210 Mel Renfro, @ Wash., 11/22/64 (p-42, k-168)

**Game, Opponent**

- 247 Tim Brown, @ Phil., 11/6/66 (k-247)
- 213 Stump Mitchell, StL., 9/11/83 (p-53, k-160)
- 212 Brian Mitchell, vs. Was., 11/20/94 (p-32, k-180)

**TOUCHDOWNS****Career**

- 4 Kevin Williams, 1993-94 (p-3, k-1)
- 3 Bob Hayes, 1965-74 (p-3)
- 3 Mel Renfro, 1964-77 (p-1, k-2)
- 3 Kelvin Martin, 1987-92 (p-3)



**Season**

- 2 Bob Hayes, 1968 (p-2)
- 2 Ike Thomas, 1971 (k-2)
- 2 Kelvin Martin, 1992 (p-2)
- 2 Kevin Williams, 1993 (p-2)
- 2 Kevin Williams, 1994 (p-1, k-1)

**Game**

- 1 By many players, last by Kevin Williams, vs. Was., 11/20/94

**Game, Opponent**

- 2 Tim Brown, @ Phil., 11/6/66 (k-2)

**COMBINED NET YARDS**

Rushing, receiving, interception returns, kickoff returns, punt returns and fumble returns

**Most Seasons Leading Team**

- 9 Tony Dorsett, 1977-85
- 7 Emmitt Smith, 1990-96
- 3 Calvin Hill, 1969, 1972-73
- 3 Herschel Walker, 1986-88

**Most Consecutive Seasons Leading Team**

- 9 Tony Dorsett, 1977-85
- 7 Emmitt Smith, 1990-96
- 3 Herschel Walker, 1986-88

**ATTEMPTS**

**Career**

- 3,153 Tony Dorsett, 1977-87
- 2,682 Emmitt Smith, 1990-96
- 1,677 Don Perkins, 1961-68

**Season**

- 439 Emmitt Smith, 1995
- 433 Emmitt Smith, 1992
- 418 Emmitt Smith, 1994

**Game**

- 42 Emmitt Smith, @ Gia., 1/2/94 (ru-32, re-10)
- 39 Emmitt Smith, @ G.B., 10/6/91 (ru-32, re-7)
- 38 Emmitt Smith, @ Cle., 9/1/91 (ru-32, re-6)
- 38 Emmitt Smith, vs. Gia., 11/7/94 (ru-35, re-3)
- 38 Emmitt Smith, vs. G.B., 11/24/94 (ru-32, re-6)

**YARDS**

**Career**

- 15,501 Tony Dorsett, 1977-87
- 12,360 Emmitt Smith, 1990-96
- 9,104 Bob Hayes, 1965-74

**Season**

- 2,148 Emmitt Smith, 1995
- 2,048 Emmitt Smith, 1992
- 2,019 Herschel Walker, 1988

**Season, Rookie**

- 1,688 James Dixon, 1989
- 1,598 Bob Hayes, 1965
- 1,564 Don Perkins, 1961

**Game**

- 307 Kevin Williams, @ Ariz., 12/25/95
- 292 Herschel Walker, vs. Phil., 12/14/86
- 285 Calvin Hill, @ Wash., 11/16/69

**INTERCEPTIONS BY**

**Most Seasons Leading Team**

- 5 Everson Walls, 1981-82, 1985, 1987-88
- 4 Cornell Green, 1963, 1965-67

**Most Consecutive Seasons Leading Team**

- 3 Don Bishop, 1960-62
- 3 Cornell Green, 1965-67

**Career**

- 52 Mel Renfro, 1964-77
- 44 Everson Walls, 1981-89
- 41 Charlie Waters, 1970-78, 1980-81

**Season**

- 11 Everson Walls, 1981
- 10 Mel Renfro, 1969
- 9 Everson Walls, 1985

**Season, Rookie**

- 11 Everson Walls, 1981
- 7 Mel Renfro, 1964
- 7 Michael Downs, 1981

**Game**

- 3 Herb Adderley, @ Phil., 9/26/71
- 3 Lee Roy Jordan, vs. Cinc., 11/4/73
- 3 Dennis Thurman, vs. Phil., 12/13/81

**Consecutive Games Intercepted By**

- 5 Don Bishop, 1961
- 4 Charlie Waters, 1972-73
- 4 Dennis Thurman, 1985

**Game, Opponent**

- 3 7 times, last by Terry Kinard, @ Gia., 9/20/87

**YARDS GAINED**

**Career**

- 626 Mel Renfro, 1964-77
- 584 Charlie Waters, 1970-78, 1980-81
- 562 Dennis Thurman, 1978-85

**Season**

- 211 Cornell Green, 1963
- 187 Dennis Thurman, 1981
- 182 Herb Adderley, 1971

**Season, Rookie**

- 136 Mike Gaechter, 1962
- 133 Everson Walls, 1981
- 110 Mel Renfro, 1964

**Game**

- 121 Mike Gaechter, vs. Wash., 11/3/63
- 102 Herb Adderley, @ Phil., 9/26/71
- 100 Mike Gaechter, vs. Phil., 10/14/62

**Game, Opponent**

- 110 Jim Steffen, @ Wash., 9/29/63
- 102 Erich Barnes, vs. Gia., 10/15/61
- 98 Delles Howell, @ N.O., 10/17/71
- 98 Ross Fichtner, @ Cle., 10/23/66

**Longest Returns (All TDs except as noted)**

- 100 Mike Gaechter, vs. Phil., 10/14/62
- 96 Dennis Thurman, @ Wash., 9/6/81 (no TD)
- 94 Darren Woodson, @ Phil., 12/4/94

**Longest Return, Opponent (All TDs)**

- 104 James Willis and Troy Vincent, vs. Phil., 11/3/96
- 102 Erich Barnes, vs. Gia., 10/15/61
- 96 Ray Crockett, @ Det., 10/27/91

**TOUCHDOWNS**

**Career**

- 4 Dennis Thurman, 1977-85
- 3 Mel Renfro, 1964-77
- 3 Lee Roy Jordan, 1963-76

**Season**

- 2 Larry Brown, 1995
- 1 By many players, last by Darren Woodson, Tony Tolbert, and Darrin Smith, 1994

**Game**

- 1 By many players, last by Brock Marion, @ Ariz., 12/25/95



## FUMBLES

## OPPONENTS' FUMBLES RECOVERED

## Career

- 19 Ed Jones, 1974-78, 1980-89
- 16 Chuck Howley, 1961-73
- 16 Dave Edwards, 1963-75
- 16 Lee Roy Jordan, 1963-76
- 16 Cliff Harris, 1970-79

## Season

- 5 Don Healy, 1961
- 4 Jerry Norton, 1962
- 4 Jethro Pugh, 1967
- 4 Larry Cole, 1971
- 4 Jethro Pugh, 1973
- 4 Dexter Clinkscale, 1983
- 4 Eugene Lockhart, 1985

## Game

- 2 Many times, last by Broderick Thomas, @ Phil., 9/30/96

## Longest Fumble Returns (All TDs)

- 97 Chuck Howley, vs. Atl., 10/2/66
- 86 Michael Downs, @ Hou., 12/13/82
- 84 Don Bishop, vs. StL., 10/28/62

## OPPONENTS' FUMBLE RETURNED FOR TOUCHDOWNS

## Career

- 3 Bob Lilly, 1961-74
- 2 Cornell Green, 1962-74
- 2 Benny Barner, 1972-82
- 2 Mike Hegman, 1976-88
- 2 Michael Downs, 1981-88
- 2 Jim Jeffcoat, 1983-94

## SACKS

## Most Seasons Led Team

- 7 Harvey Martin, 1974-77, 1979-80, 1982
- 5 Jethro Pugh, 1968-72
- 4 George Andrie, 1964-67
- 4 Jim Jeffcoat, 1985-86, 1989, 1992

## Most Consecutive Seasons Leading Team

- 5 Jethro Pugh, 1968-72
- 4 George Andrie, 1964-67
- 4 Harvey Martin, 1974-77

## TOTAL SACKS

## Career

- 114 Harvey Martin, 1973-83
- 111 Randy White, 1975-88
- 106 Ed Jones, 1974-78, 1980-89

## Season

- 20 Harvey Martin, 1977
- 18½ George Andrie, 1966
- 16 Randy White, 1978

## Season, Rookie

- 9 Willie Townes, 1966
- 9 Harvey Martin, 1973
- 7½ Jimmie Jones, 1990

## Game

- 5 Bob Lilly, @ Pitt., 11/20/66
- 5 Jim Jeffcoat, @ Wash., 11/10/85
- 4 Eight times, last by Charles Haley, @ Pitt., 9/4/94

## Game, Rookie

- 3 Randy White, @ Det., 10/6/75
- 3 Randy White, @ N.E., 11/16/75
- 2½, 5 times, last by Jimmie Jones, vs. T.B., 10/7/90

## Game, Opponent

- 4½ Jim Katcavage, @ Gia., 10/20/63
- 4½ Clyde Simmons, vs. Phil., 9/15/91

## TACKLES

## COMBINED TACKLES

## Career

- 1,236 Lee Roy Jordan, 1963-76
- 1,104 Randy White, 1975-88
- 1,032 Ed Jones, 1974-78, 1980-89

## Season

- 222 Eugene Lockhart, 1989
- 167 Bob Breunig, 1979
- 163 Lee Roy Jordan, 1973

## Season, Rookie

- 108 Robert Jones, 1992
- 93 Darrin Smith, 1993
- 86 Eugene Lockhart, 1984

## Game

- 21 Lee Roy Jordan, vs. Phil., 9/26/71
- 20 Fred Strickland, @ Gia., 11/24/96
- 19 Jerry Tubbs, vs. Chic., 11/27/60
- 19 Eugene Lockhart, vs. Phoe., 10/29/89
- 19 Ken Norton, @ Wash., 9/6/93
- 19 Darren Woodson, @ Gia., 1/2/94
- 19 Robert Jones, @ Phil., 12/4/94

## SOLO TACKLES

## Career

- 743 Lee Roy Jordan, 1963-76
- 701 Randy White, 1975-88
- 693 Ed Jones, 1974-78, 1980-89

## Season

- 154 Eugene Lockhart, 1989
- 100 Lee Roy Jordan, 1975
- 97 Lee Roy Jordan, 1968

## Game

- 16 Eugene Lockhart, vs. Phoe., 10/29/89
- 14 Lee Roy Jordan, vs. Phil., 10/28/73
- 13 Eugene Lockhart, vs. Was., 9/24/89
- 13 Robert Jones, vs. S.F., 11/12/95

## ASSISTED TACKLES

## Career

- 493 Lee Roy Jordan, 1963-76
- 466 Bob Breunig, 1975-84
- 403 Randy White, 1975-88

## Season

- 101 Jerry Tubbs, 1960

## Game

- 15 Jerry Tubbs, vs. Chic., 11/27/60

## BLOCKED KICKS

## BLOCKS

(Extra points, Field Goals and Punts)

## Career

- 10 Cornell Green, 1962-74
- 9 Mike Gaechter, 1962-69
- 9 Ed Jones, 1974-78, 1980-89

## Season

- 3 Jethro Pugh, 1965
- 3 Ed Jones, 1978
- 3 Michael Downs, 1986

## Game

- 2 Billy Joe DuPree, vs. Gia., 10/21/73
- 2 Leon Lett, vs. Det., 9/19/94

## Game, Opponent

- 2 Bob Freeman, vs. Phil., 9/30/60
- 2 Matt Blair, @ Min., 10/7/79

**BLOCKED EXTRA POINTS****Career**

- 2 Cornell Green, 1962-74
- 2 Mike Gaechter, 1962-69
- 2 Ed Jones, 1974-78, 1980-89

**Season**

- 1 By many, last by Jim Jeffcoat, 1989

**Game**

- 1 By many, last by Jim Jeffcoat, @ Gia., 12/16/89

**Game, Opponent**

- 2 Bob Freeman, vs. Phil., 9/30/60
- 2 Matt Blair, @ Min., 10/7/79

**BLOCKED FIELD GOALS****Career**

- 8 Cornell Green, 1962-74
- 7 Mike Gaechter, 1962-69
- 7 Ed Jones, 1974-78, 1980-89

**Season**

- 2 10 times, last by Leon Lett, 1994

**Game**

- 2 Leon Lett, vs. Det., 9/19/94

**Game, Opponent**

- 1 By many, last by Bruce Smith, @ Buf., 9/22/96

**BLOCKED PUNTS****Career**

- 4 Issiac Holt, 1989-92
- 2 Billy Joe DuPree, 1973-83
- 2 Thomas Henderson, 1975-79
- 2 Aaron Kyle, 1976-79
- 2 Charlie Waters, 1970-78, 1980-81

**Season**

- 2 Billy Joe DuPree, 1973
- 2 Aaron Kyle, 1976
- 2 Issiac Holt, 1990

**Game**

- 2 Billy Joe DuPree, vs. Gia., 10/21/73

**Game, Opponent**

- 1 By many, last by Dwayne Jiles, @ Gia., 12/16/89

## Cowboys Team Records

1960 — 12 games; 1961-77 — 14 games; 1978-96 — 16 games.

NOTE: The 1982 regular season was reduced to nine games and the 1987 season to 15 games due to players' strikes.

### GAMES WON

**Most Consecutive Games Won (Incl. postseason)**

- 12 1971-72
- 10 1993-94
- 9 1977-78

**Most Consecutive Games Won (Reg. season)**

- 11 1968-69
- 9 1971-72, 1978-79
- 8 1977, 1991-92

**Most Games Won, Season (Incl. postseason)**

- 16 1992
- 15 1977, 1993, 1995
- 14 1971, 1978, 1980

**Most Games Won, Season (Reg. season)**

- 13 1992
- 12 1968, 1977, 1978, 1980, 1981, 1983, 1993, 1994, 1995

**Most Consecutive Games Won, Season - (Incl. postseason)**

- 10 1971
- 8 1977, 1978, 1993

**Most Consecutive Games Won, Season (Reg. season)**

- 8 1977
- 7 1971, 1983, 1993

**Most Consecutive Games Won, Start of Season**

- 8 1977
- 7 1983
- 6 1968, 1969

**Most Consecutive Games Won, End of Season**

- 7 1971
- 6 1978
- 5 1968, 1970, 1991, 1993

**Most Consecutive Home Games Won**

- 18 1980-81
- 11 1971-72, 1991-92
- 9 1975-76

**Most Consecutive Road Games Won**

- 7 1968, 1993-94
- 6 1966-67, 1975-76, 1978-79

### GAMES LOST

**Most Consecutive Games Lost**

- 10 1960, 1988
- 9 1988-89

**Most Consecutive Games Without Victory**

- 12 1960
- 10 1960, 1988

**Most Games Lost, Season**

- 15 1989
- 13 1988

**Most Consecutive Home Games Lost**

- 14 1988-89
- 6 1960

**Most Consecutive Home Games Without Victory**

- 14 1988-89
- 7 1962-63

**Most Consecutive Away Games Lost**

- 9 1962-63
- 7 1964-65

**Most Consecutive Away Games Without Victory**

- 9 1962-63
- 7 1960, 1964-65

### SCORING

**Most Points, Season**

- 479 1983
- 454 1980
- 445 1966

**Most Points, Opponent, Season**

- 402 1962
- 393 1989
- 381 1988

**Fewest Points, Season**

177 1960  
204 1989  
226 1982

**Fewest Points, Opponent, Season**

186 1968  
194 1976  
208 1978\*

**Most Points, Game**

59 vs. Det., 9/15/68  
59 vs. S.F., 10/12/80  
56 vs. Phil., 10/9/66

**Most Points, Opponent, Game**

54 @ Minn., 10/18/70  
52 @ StL., 12/9/62  
50 @ Cinc., 12/8/85

**Most Points, Both Teams, Game**

86 @ Buff., 9/19/71 (Dall. 49, Buff. 37)  
82 vs. Minn., 11/26/87  
(Minn. 44, Dall. 38 OT)  
78 vs. Raid., 10/23/83 (Raid. 40, Dall. 38)

**Fewest Points, Both Teams, Game**

8 @ Clev., 12/12/70 (Dall. 6, Clev. 2)  
10 @ Hou., 11/24/74 (Dall. 10, Hou. 0)  
12 vs. Gia., 11/7/76 (Dall. 9, Gia. 3)

**Most Points Overcome To Win Game**

21 vs. N.O., 10/21/84  
20 @ Wash., 9/5/83  
17 vs. Wash., 12/16/79

**Most Points, Opponent, Overcome-To Win Game**

21 @ Wash., 11/28/65  
20 @ Phil., 10/23/88  
18 vs. Ind., 9/15/96

**Most Points, First Half**

42 vs. Phil., 10/19/69  
38 vs. Jets, 12/4/71  
38 vs. S.F., 10/12/80

**Most Points, Opponent, First Half**

34 @ Minn., 10/18/70  
34 @ Rams, 10/14/73  
34 @ Wash., 11/23/86

**Most Points, Both Teams, First Half**

55 vs. Raid., 10/23/83  
52 @ Gia., 12/16/62  
52 @ Buff., 9/19/71

**Most Points, Second Half**

36 vs. G.B., 11/24/94  
31 @ Phil., 9/29/68  
31 @ Wash., 11/17/68

**Most Points, Opponent, Second Half**

38 @ StL., 12/9/62  
28 Seven times, last @ Gia., 9/13/92

**Most Points, Both Teams, Second Half**

58 vs. StL., 9/28/75 (OT)  
50 vs. G.B., 11/24/94  
49 vs. Gia., 10/21/73  
49 @ Cinc., 12/8/85

**Most Points, First Quarter**

28 vs. Phil., 10/19/69  
28 vs. Jets, 12/4/71  
21 Four times, last vs. Ariz., 10/9/94

**Most Points, Opponent, First Quarter**

22 @ Cinc., 12/8/85  
21 vs. Clev., 12/3/61  
21 @ S.F., 10/11/81  
21 @ S.F., 12/19/83

**Most Points, Both Teams, First Quarter**

35 vs. Phil., 10/19/69  
35 vs. Atl., 12/22/91  
28 vs. StL., 11/23/67  
28 vs. Jets, 12/4/71

**Most Points, Second Quarter**

24 vs. Gia., 9/18/66  
24 vs. Pitt., 10/30/66  
24 vs. Det., 9/15/68  
24 vs. N.E., 10/24/71  
24 vs. S.F., 10/12/80  
24 @ Wash., 10/2/94

**Most Points, Opponent, Second Quarter**

24 vs. Balt., 10/30/60  
24 vs. Gia., 11/11/62  
22 @ Denv., 10/5/86

**Most Points, Both Teams, Second Quarter**

42 @ Gia., 12/16/62  
38 vs. K.C., 11/10/75  
38 vs. Raid., 10/23/83

**Most Points, Third Quarter**

24 vs. Chi., 12/27/92  
21 Six times, last vs. Gia., 11/7/94

**Most Points, Opponent, Third Quarter**

21 @ Wash., 12/17/61  
21 @ Cinc., 12/8/85  
17 Eight times, last vs. Minn., 11/13/88

**Most Points, Both Teams, Third Quarter**

35 @ Wash., 12/17/61  
35 vs. StL., 9/28/75  
28 Four times, last @ Cinc., 12/8/85

**Most Points, Fourth Quarter**

21 @ Gia., 12/19/85  
21 vs. Det., 9/15/68  
21 @ Det., 10/6/75

**Most Points, Opponent, Fourth Quarter**

21 @ StL., 12/9/62  
21 @ Wash., 11/28/65  
21 vs. StL., 11/16/70  
21 @ S.D., 11/5/72  
21 @ StL., 9/13/87

**Most Points, Both Teams, Fourth Quarter**

35 vs. Gia., 10/21/73  
31 vs. Wash., 12/11/66  
31 vs. Wash., 12/16/79

**Most Consecutive Games Scoring**

218 1970-85  
146 1960-70

**TOUCHDOWNS****Most Touchdowns, Season**

60 1980  
59 1983  
56 1966

**Most Touchdowns, Opponent, Season**

52 1962  
49 1961  
48 1963

**Fewest Touchdowns, Season**

23 1960  
25 1989\*  
27 1990, 1996

**Fewest Touchdowns, Opponent, Season**

23 1968  
23 1973  
23 1993\*

**THE RECORDS****Most Touchdowns, Game**

8 vs. Phil., 10/9/66  
 8 vs. Det., 9/15/68  
 8 vs. S.F., 10/12/80

**Most Touchdowns, Opponent, Game**

7 vs. Clev., 10/16/60  
 7 @ StL., 12/9/62  
 7 @ Cinc., 12/8/85

**Most Touchdowns, Both Teams, Game**

12 vs. Buff., 9/19/71  
 11 @ S.F., 12/12/77  
 11 vs. Minn., 11/26/87

**Most Consecutive Games Score Touchdown**

75 1979-1984  
 73 1960-1965  
 72 1965-1970

**POINT AFTER TOUCHDOWNS****Most Points After Touchdowns, Season**

59 1980  
 57 1983  
 56 1966

**Most Point After Touchdowns, Opp. Season**

49 1962  
 45 1963  
 44 1961

**Most Point After Touchdowns, Game**

8 vs. Phil., 10/9/66  
 8 vs. Det., 9/15/68  
 8 vs. S.F., 10/12/80

**Most Point After Touchdowns, Opponent, Game**

7 @ StL., 12/9/62  
 6 Eight times, last @ Cinc., 12/8/85

**Most Consecutive Point After Touchdowns**

162 1969-73  
 143 1985-89  
 97 1993-95

**FIELD GOALS****Most Field Goals Attempted, Season**

39 1991  
 37 1993  
 36 1969, 1972, 1996

**Most Field Goals Attempted, Opponent, Season**

39 1991  
 35 1989  
 34 1972

**Fewest Field Goals Attempted, Season**

13 1960  
 17 1980\*  
 20 1963, 1989

**Fewest Field Goals Attempted, Opp., Season**

12 1976  
 15 1977  
 17 1992\*

**Most Field Goals Attempted, Game**

7 @ Chi., 11/24/68  
 7 vs. G.B., 11/18/96  
 6 vs. Rams, 9/21/75

**Most Field Goals Attempted, Opponent, Game**

7 @ Phil., 12/5/65  
 6 vs. S.F., 11/20/60  
 6 vs. StL., 12/18/71  
 6 @ G.B., 10/1/72

**Most Field Goals Attempted, Both Teams, Game**

9 @ Phil., 12/5/65  
 9 @ Chi., 11/24/68

**Most Field Goals Made, Season**

32 1996  
 30 1993  
 27 1981, 1991, 1995

**Most Field Goals Made, Opponent, Season**

29 1991  
 28 1989, 1996  
 24 1988

**Fewest Field Goals Made, Season**

6 1960  
 9 1963, 1967  
 10 1974, 1989\*

**Fewest Field Goals Made, Opponent, Season**

7 1976  
 8 1967  
 9 1968, 1969  
 11 1978\*

**Most Field Goals Made, Game**

7 vs. G.B., 11/18/96  
 5 @ Rams, 12/21/87  
 5 vs. G.B., 10/3/93  
 5 vs. Gia., 12/17/95

**Most Field Goals Made, Opponent, Game**

5 vs. Atl., 10/20/96  
 4 Many times, last vs. Ind., 9/15/96

**Most Field Goals Made, Both Teams, Game**

7 @ Hou., 11/10/91  
 7 vs. Gia., 12/17/95  
 7 vs. G.B., 11/18/96

**Most Consecutive Games Scoring Field Goal**

18 1992-93  
 11 1995-96  
 10 1972-73, 1975

**SAFETIES****Most Safeties, Season**

3 1981  
 2 Many times, last 1973

**Most Safeties, Opponent, Season**

2 1960, 1986, 1988

**Most Safeties, Game**

2 vs. Phil., 11/19/72  
 1 Many times, last vs. Wash., 9/7/92

**FIRST DOWNS****Most First Downs, Season**

364 1995  
 342 1978, 1983  
 339 1979

**Most First Downs, Opponent, Season**

321 1989  
 312 1985  
 303 1995

**Most First Downs, Both Teams, Season**

667 1995  
 648 1985  
 633 1980

**Fewest First Downs, Season**

180 1960  
 211 1965  
 246 1989\*

**Fewest First Downs, Opponent, Season**

199 1974  
200 1971  
232 1978\*

**Most First Downs, Game**

33 @ Det., 9/15/85  
32 Four times, last vs. Phil., 10/16/83

**Most First Downs, Opponent, Game**

33 @ Hou., 11/10/91  
32 @ Oak., 11/19/95  
32 @ Wash., 12/22/96

**Most First Downs, Both Teams, Game**

57 @ Oak., 11/19/95  
54 @ S.F., 11/10/63  
54 @ Gia., 9/10/78  
54 @ Hou., 11/10/91

**Fewest First Downs, Game**

7 @ Gia., 12/16/89  
8 Seven times, last vs. Phil., 9/15/91

**Fewest First Downs, Opponent, Game**

5 @ Phil., 11/6/66  
5 @ Phil., 9/23/74  
6 Three times, last vs. Sea., 10/11/92

**Fewest First Downs, Both Teams, Game**

20 @ G.B., 10/24/65  
21 @ Phil., 11/6/66  
21 @ Hou., 11/24/74  
21 @ Gia., 12/16/89

**Most First Downs, Rushing, Season**

147 1974  
146 1978  
143 1980

**Most First Downs, Rushing, Opponent, Season**

122 1961  
118 1986  
116 1989

**Fewest First Downs, Rushing, Season**

57 1960  
78 1989\*  
87 1965

**Fewest First Downs, Rushing, Opp., Season**

52 1969  
59 1971  
68 1992\*

**Most First Downs, Rushing, Game**

19 @ Balt., 12/6/81  
18 vs. Clev., 11/25/82  
17 @ G.B., 11/12/78  
17 vs. Wash., 11/22/81

**Most First Downs, Rushing, Opponent, Game**

17 @ Chi., 9/30/84  
15 vs. Clev., 12/3/61  
15 vs. Pitt., 9/23/62  
15 @ Cinc., 12/8/85

**Fewest First Downs, Rushing, Game**

0 vs. Phil., 11/1/70  
1 Many times, last @ Hou., 11/10/91

**Fewest First Downs, Rushing, Opponent, Game**

0 Six times, last @ Atl., 12/21/92

**Most First Downs, Passing, Season**

208 1985  
205 1983  
202 1984

**Most First Downs, Passing, Opponent, Season**

193 1985  
183 1989  
181 1983

**Fewest First Downs, Passing, Season**

95 1970  
105 1960  
108 1965  
135 1990\*

**Fewest First Downs, Passing, Opp., Season**

94 1977  
97 1960  
105 1970  
128 1978\*

**Most First Downs, Passing, Game**

23 @ S.F., 11/10/63  
22 @ Det., 9/15/95  
21 @ Mia., 10/27/96

**Most First Downs, Passing, Opponent, Game**

21 vs. Chi., 11/18/62  
21 vs. K.C., 11/20/83  
21 @ StL., 11/11/84

**Fewest First Downs, Passing Game**

2 @ Phoe., 10/14/90  
3 Eight times, last @ Chi., 9/16/73

**Fewest First Downs, Passing, Opponent, Game**

1 Three times, last @ Jets, 12/21/75

**Most First Downs, Penalty, Season**

33 1985  
30 1993  
29 1978

**Most First Downs, Penalty, Opponent, Season**

34 1987  
30 1994  
28 1980

**Fewest First Downs, Penalty, Season**

9 1961, 1962, 1971  
11 1963, 1967  
18 1996\*

**Fewest First Downs, Penalty, Opp., Season**

10 1969  
12 1961  
16 1991\*

**Most First Downs, Penalty, Game**

7 vs. Wash., 12/26/93  
6 vs. T.B., 10/9/83  
5 Eight times, last vs. Phoe., 12/16/90

**Most First Downs, Penalty, Opponent, Game**

7 @ Jets, 10/4/87  
6 Four times, last @ Wash., 12/22/96

**NET YARDS GAINED RUSHING AND PASSING****Most Yards Gained, Season**

5,968 1979  
5,959 1978, 1983

**Most Yards Gained, Opponent, Season**

5,608 1985  
5,556 1989  
5,427 1983

**Fewest Yards Gained, Season**

3,153 1960  
3,704 1964  
3,995 1965  
4,081 1990\*

**Fewest Yards Gained, Opponent, Season**

3,213 1977  
3,463 1974  
3,466 1973  
3,933 1992\*



**Most Yards Gained, Game**

652 vs. Phil., 10/9/66  
583 vs. Balt., 9/4/78  
578 vs. StL., 9/30/73

**Most Yards Gained, Opponent, Game**

583 @ Hou., 11/10/91  
570 @ Cinc., 12/8/85  
529 vs. Mia., 10/25/81

**Most Yards Gained, Both Teams, Game**

995 vs. Mia., 10/25/81  
926 @ S.F., 11/10/63  
900 @ Pitt., 10/27/63

**Fewest Yards Gained, Game**

90 vs. Phil., 9/15/91  
100 @ Phoe., 10/14/90  
108 @ Gia., 12/16/89

**Fewest Yards Gained, Opponent, Game**

62 vs. Sea., 10/11/92  
63 @ G.B., 10/24/65  
80 @ Phil., 11/6/66

**Fewest Yards Gained, Both Teams, Game**

255 @ G.B., 10/24/65  
320 @ Phil., 11/6/66  
333 @ Hou., 11/24/74

**Most Consecutive Games, 300 or More Yards**

17 1975-76  
15 1978-79  
13 1992-93

**Most Consecutive Games, 400 or More Yards**

4 1976  
3 1983  
2 Many times, last 1994

**RUSHING**

**ATTEMPTS**

**Most Rushing Attempts, Season**

630 1981  
625 1978  
594 1980

**Most Rushing Attempts, Opponent, Season**

543 1989  
510 1984  
500 1979, 1986

**Fewest Rushing Attempts, Season**

311 1960  
355 1989\*  
393 1990

**Fewest Rushing Attempts, Opponent, Season**

313 1969  
339 1967  
345 1992\*

**Most Rushing Attempts, Game**

66 @ Balt., 12/6/81  
59 vs. S.F., 10/12/80  
58 @ G.B., 11/12/78

**Most Rushing Attempts, Opponent, Game**

53 vs. Gia., 11/7/76  
52 vs. Gia., 12/17/72  
51 vs. Gia., 9/16/90

**Fewest Rushing Attempts, Game**

10 @ N.O., 9/10/89  
11 vs. Gia., 9/16/90  
13 @ G.B., 10/8/89  
13 @ Atl., 11/21/93

**Fewest Rushing Attempts, Opponent, Game**

11 @ Atl., 12/21/92  
12 vs. Pitt., 10/30/66  
12 vs. Gia., 9/24/67  
12 vs. Phil., 10/16/83

**YARDS**

**Most Yards Gained Rushing, Season**

2,783 1978  
2,711 1981  
2,454 1974

**Most Yards Gained Rushing, Opponent, Season**

2,242 1960  
2,226 1984  
2,200 1986

**Fewest Yards Gained Rushing, Season**

1,049 1960  
1,409 1989\*  
1,500 1990

**Fewest Yards Gained Rushing, Opp., Season**

1,050 1969  
1,094 1967  
1,144 1971  
1,244 1992\*

**Most Yards Gained Rushing, Game**

354 @ Balt., 12/6/81  
313 @ G.B., 11/12/78  
299 vs. Clev., 11/25/82

**Most Yards Gained Rushing, Opponent, Game**

289 vs. Phil., 10/22/61  
283 @ Chi., 9/30/84  
281 vs. Raid., 11/6/60

**Most Yards Gained Rushing, Both Teams, Game**

510 @ Balt., 12/6/81  
466 vs. Phil., 10/22/61  
450 vs. Gia., 10/15/61

**Fewest Yards Gained Rushing, Game**

20 @ N.O., 9/10/89  
20 vs. Gia., 9/16/90  
26 vs. Gia., 11/2/87

**Fewest Yards Gained Rushing, Opponent, Game**

7 vs. Pitt., 10/30/66  
11 @ Clev., 9/17/67  
16 @ Wash., 10/8/67

**AVERAGE GAIN**

**Highest Average Gain Rushing, Season**

4.70 1962  
4.52 1974  
4.50 1966

**Lowest Average Gain Rushing, Season**

3.37 1960  
3.45 1996  
3.55 1994

**TOUCHDOWNS**

**Most Touchdowns Rushing, Season**

29 1995  
26 1968, 1980, 1994

**Most Touchdowns, Rushing, Opponent, Season**

24 1960  
21 1989  
19 1962, 1987

**Fewest Touchdowns, Rushing, Season**

6 1960, 1961  
7 1989\*

**Fewest Touchdowns, Rushing, Opp., Season**

3 1968, 1969  
5 1973  
7 1993\*

**Most Touchdowns, Rushing, Game**

5 @ Phil., 9/29/68  
5 @ Buff., 9/19/71  
5 vs. Phoe., 12/16/90



**Most Touchdowns, Rushing, Opponent, Game**

5 Four times, last vs. Phil., 10/10/65

**Most Touchdowns, Rushing, Both Teams, Game**

6 Seven times, last vs. Phoe., 12/16/90

**PASSING****ATTEMPTS****Most Passes Attempted, Season**

604 1984

587 1985

555 1988

**Most Passes Attempted, Opponent, Season**

558 1983

555 1993

549 1985

**Fewest Passes Attempted, Season**

297 1970

321 1973

354 1960

439 1981\*

**Fewest Passes Attempted, Opponent, Season**

293 1960

326 1961

349 1974

432 1978\*

**Most Passes Attempted, Game**

62 @ Det., 9/15/85

55 @ Gia., 11/6/88

50 @ Phil., 10/26/75

50 @ S.F., 12/22/85

**Most Passes Attempted, Opponent, Game**

59 vs. K.C., 11/20/83

56 @ Hou., 11/10/91

55 vs. StL., 12/27/87

55 @ Oak., 11/19/95

**Most Passes Attempted, Both Teams, Game**

99 @ Phil., 10/23/88

95 @ Hou., 11/10/91

90 @ S.D., 11/13/83

90 vs., K.C., 11/20/83

**Fewest Passes Attempted, Game**

11 vs. Atl., 10/11/70

11 vs. Gia., 10/21/73

12 vs. Phil., 10/14/62

**Fewest Passes Attempted, Opponent, Game**

10 vs. Wash., 10/3/71

10 vs. Mia., 11/22/73

12 @ Pitt., 11/20/77

**Fewest Passes Attempted, Both Teams, Game**

28 @ Jets, 12/21/75

29 vs. Atl., 10/11/70

31 @ Gia., 10/10/76

**COMPLETIONS****Most Passes Completed, Season**

346 1983

344 1985

322 1984, 1995

**Most Passes Completed, Opponent, Season**

334 1993

320 1991

301 1989

**Fewest Passes Completed Season**

149 1970

163 1960

168 1965

241 1981\*

**Fewest Passes Completed, Opponent, Season**

145 1960

154 1977

162 1975

202 1978\*

**Most Passes Completed, Game**

40 @ Det., 9/15/85

33 @ Rams., 9/3/84

33 @ Mia., 10/27/96

**Most Passes Completed, Opponent, Game**

41 @ Hou., 11/10/91

34 @ Atl., 12/21/92

33 vs. K.C., 11/20/83

**Most Pass Completions, Both Teams, Game**

65 @ Hou., 11/10/91

58 @ Phil., 10/23/88

57 @ S.D., 11/13/83

**Fewest Passes Completed, Game**

4 vs. Atl., 10/11/70

5 vs. Wash., 12/12/76

6 Six times, last @ Jets, 10/4/87

**Fewest Passes Completed, Opponent, Game**

2 @ Jets, 12/21/75

4 Four times, last vs. Rams, 9/21/75

**Fewest Pass Completions, Both Teams, Game**

8 @ Jets, 12/21/75

14 Five times, last vs. Rams 9/21/75

**YARDS****Most Yards Gained, Passing, Season**

3,861 1985

3,842 1983

3,623 1995

**Most Yards Gained, Passing, Opponent, Season**

3,928 1983

3,755 1985

3,674 1962

**Fewest Yards Gained, Passing, Season**

2,013 1964

2,104 1960

2,149 1970

2,581 1990\*

**Fewest Yards Gained, Passing, Opp., Season**

1,562 1977

1,909 1976

1,913 1970

2,288 1978\*

**Most Yards Gained, Passing, Game**

452 @ Det., 9/15/85

440 vs. Phil., 10/9/66

419 @ S.F., 11/10/63

**Most Yards Gained, Passing, Opponent, Game**

437 vs. Chi., 11/18/62

425 @ Hou., 11/10/91

403 @ Gia., 10/6/85

**Most Yards Gained, Passing, Both Teams, Game**

720 @ Gia., 10/6/85

708 vs. Mia., 10/25/81

701 @ Wash., 11/13/66

**Fewest Yards Gained, Passing, Game**

-1 @ G.B., 10/24/65

34 @ Phoe., 10/14/90

38 @ Hou., 11/24/74

**Fewest Yards Gained, Passing, Opp., Game**

-10 @ G.B., 10/24/65

-1 @ Jets, 12/21/75

1 vs. Wash., 10/16/77


**Fewest Yards Gained, Pass., Both Teams, Game**

-11 @ G.B., 10/24/65  
83 vs. Atl., 10/11/70  
85 @ Jets, 12/21/75

**COMPLETION PERCENTAGE**
**Highest Completion Percentage, Season**

66.7 1993 (317 of 475)  
65.2 1995 (322 of 494)  
64.0 1992 (314 of 491)

**Highest Completion Percentage, Opp., Season**

61.7 1989 (301 of 488)  
60.2 1993 (334 of 555)  
59.3 1991 (320 of 540)

**Lowest Completion Percentage, Season**

46.0 1960 (163 of 354)  
46.4 1965 (168 of 362)  
47.5 1964 (192 of 404)

**Lowest Completion Percentage, Opp., Season**

40.5 1960 (159 of 393)  
41.6 1977 (154 of 370)  
43.4 1975 (162 of 373)

**Highest Completion Percentage, Game (10 att.)**

87.5 @ Phil., 11/6/83 (21 of 24)  
86.7 @ Gia., 10/10/76 (16 of 19)  
85.7 @ Atl., 12/21/92 (18 of 21)

**Highest Completion Percentage, Opponent, Game (10 att.)**

85.7 @ Det., 12/11/60 (12 of 14)  
84.2 @ N.O., 9/10/89 (16 of 19)  
82.4 vs. Gia., 9/29/91 (28 of 34)

**Highest Completion Percentage, Both Teams, Game**

80.6 @ Gia., 10/10/76 (25 of 31)  
78.7 vs. Gia., 9/29/91 (48 of 61)  
78.0 @ Gia., 9/30/90 (39 of 50)

**Lowest Completion Percentage, Game**

22.7 vs. Wash., 12/12/76 (5 of 22)  
26.6 vs. Wash., 9/26/65 (6 of 21)  
29.0 vs. Phoe., 10/30/88 (9 of 31)  
29.0 @ Phil., 12/15/91 (9 of 31)

**Lowest Completion Percentage, Opp., Game**

16.7 @ Jets, 12/21/75 (2 of 12)  
18.2 @ StL., 10/23/60 (4 of 22)  
21.1 @ G.B., 10/24/65 (4 of 19)

**Lowest Completion Per., Both Teams, Game**

28.6 @ Jets, 12/21/75 (8 of 28)  
30.4 @ StL., 10/23/60 (14 of 46)  
34.1 vs. Rams, 9/21/75 (14 of 41)

**TOUCHDOWNS**
**Most Touchdowns, Passing, Season**

31 1962, 1983  
30 1980

**Most Touchdowns, Passing, Opponent, Season**

33 1962  
31 1963  
30 1988

**Fewest Touchdowns, Passing, Season**

10 1964  
12 1990\*, 1996\*

**Fewest Touchdowns, Passing, Opp., Season**

10 1970, 1996  
11 1978

**Most Touchdowns, Passing, Game**

5 Six times, last @ Gia., 10/30/83  
4 Many times, last vs. Rams 12/3/89

**Most Touchdowns, Passing, Opponent, Game**

6 @ Gia., 12/16/62  
5 Four times, last @ Clev., 11/2/69

**SACKS**
**TOTAL SACKS**
**Most Sacks, Season**

62 1985  
60 1966  
58 1978

**Most Sacks, Opponent, Season**

68 1964  
60 1986  
55 1965  
55 1966

**Fewest Sacks, Season**

20 1960, 1963  
21 1961  
23 1991\*

**Fewest Sacks, Opponent, Season**

18 1995  
19 1996  
20 1994

**Most Sacks, Game**

12 @ Pitt., 11/20/66  
12 @ Hou., 9/29/85  
11 @ Det., 10/6/75  
11 @ Jets, 10/4/87

**Most Sacks, Opponent, Game**

11 @ S.D., 11/16/86  
11 vs. Phil., 9/15/91  
10 vs. N.E., 11/22/84

**Most Sacks, Both Teams, Game**

17 @ Pitt., 11/20/66  
15 @ S.D., 11/16/86  
14 Four times, last @ Hou., 9/29/85

**Games With No Sacks Allowed, Season**

8 1994  
6 1995  
5 Four times, last 1992

**SACK YARDAGE**
**Most Sack Yardage, Season**

459 1985  
452 1969  
442 1978

**Most Sack Yardage, Opponent, Season**

503 1964  
498 1986  
403 1987

**Fewest Sack Yardage, Season**

151 1991  
161 1963  
175 1960

**Fewest Sack Yardage, Opponent, Season**

93 1994  
112 1992  
118 1995

**Most Sack Yardage, Game**

84 vs. Det., 10/6/75  
84 @ Hou., 11/24/74  
82 @ Hou., 9/29/85

**Most Sack Yardage, Opponent, Game**

93 @ S.D., 11/16/86  
77 vs. S.F., 11/23/72  
71 @ Atl., 9/15/74



**INTERCEPTIONS****TOTAL INTERCEPTIONS****Most Interceptions, Season**

37 1981  
33 1985  
29 1967

**Most Interceptions, Opponent, Season**

33 1960  
28 1967  
27 1961, 1988, 1989

**Fewest Interceptions, Season**

7 1989  
10 1988  
11 1990

**Fewest Interceptions, Opponent, Season**

6 1993  
10 1977, 1995

**Most Interceptions, Game**

7 @ Phil., 9/26/71  
6 vs. Wash., 9/9/85  
5 Seven times, last vs. Ariz., 10/9/94

**Most Interceptions, Opponent, Game**

5 Five times, last vs. Raid., 11/9/86

**YARDS GAINED****Most Yards, Season**

549 1963  
523 1980  
482 1981

**Most Yards, Opponent, Season**

586 1961  
437 1963  
396 1989

**Fewest Yards, Season**

37 1989  
67 1988  
100 1960

**Fewest Yards, Opponent, Season**

47 1993  
93 1974  
114 1979

**Most Yards, Game**

183 vs. Wash., 11/3/63  
150 @ Phil., 9/26/71  
129 @ Wash., 9/16/81

**Most Yards, Opponent, Game**

138 vs. Gia., 10/15/61  
129 @ Minn., 10/18/70  
127 @ Clev., 10/23/66

**TOUCHDOWNS****Most Touchdowns By Interceptions, Season**

4 1985, 1995  
3 Six times, last 1994

**Most Touchdowns By Interceptions, Opponent, Season**

6 1961  
5 1963  
4 1964, 1984, 1990

**PUNTING****TOTAL PUNTS****Most Punts, Season**

108 1984  
87 1986  
84 1987

**Most Punts, Opponent, Season**

108 1976  
103 1977  
99 1984

**Fewest Punts, Season**

51 1972  
55 1995\*  
56 1971, 1993

**Fewest Punts, Opponent, Season**

43 1961  
50 1960  
52 1963  
55 1995\*

**Most Punts, Game**

11 @ Atl., 9/15/74  
11 vs. G.B., 9/23/84  
10 Seven times, last vs. Chi., 11/17/85

**Most Punts, Opponent, Game**

11 @ Rams, 9/30/62  
11 vs. Buff., 11/15/76  
11 vs. N.E., 11/22/84

**Most Punts, Both Teams, Game**

21 vs. Buff., 11/15/76  
21 vs. N.E., 11/22/84  
20 vs. G.B., 9/23/84

**Fewest Punts, Game**

0 vs. Clev., 12/3/61  
0 vs. Det., 9/15/68  
0 vs. Balt., 9/4/78

**Fewest Punts, Opponent, Game**

0 vs. Phil., 10/22/61  
0 vs. Gia., 9/29/91  
1 11 times, last @ N.O. 12/19/94

**Fewest Punts, Both Teams, Game**

1 vs. Clev., 12/3/61  
2 vs. Phil., 10/22/61  
3 Six times, last @ Atl., 10/29/95

**Consecutive Punts, No Blocks**

459 1989-96 (current)  
396 1961-66  
382 1978-83

**Consecutive Punts, No Blocks, Opponent**

591 1977-84  
359 1992-96 (current)  
330 1960-65

**AVERAGE YARDAGE****Highest Average Distance, Punting, Season**

45.4 1962  
44.2 1963  
43.3 1969

**Highest Average Distance, Punting, Opponent, Season**

46.1 1996  
45.5 1961  
43.5 1964, 1980

**Highest Avg. Distance, Punting, Game (4 punts)**

53.4 vs. N.O., 11/3/68  
53.0 vs. Cinc., 11/4/73  
51.2 @ Gia., 10/20/63

**Highest Average Distance, Punting, Opponent, Game (4 punts)**

54.4 @ Mia., 10/27/96  
54.3 @ Clev., 10/17/65  
54.0 vs. Gia., 10/5/80



**PUNT RETURNS**

**TOTAL RETURNS**

**Most Punt Returns, Season**

63 1978  
62 1974  
61 1977

**Most Punt Returns, Opponent, Season**

55 1984  
53 1983  
45 1987

**Fewest Punt Returns, Season**

18 1962  
23 1963, 1995\*

**Fewest Punt Returns, Opponent, Season**

15 1972  
17 1961  
18 1960  
22 1995\*

**Most Punt Returns, Game**

9 vs. Buff., 11/15/76  
8 vs. Clev., 11/25/82  
8 @ Hou., 12/13/82

**Most Punt Returns, Opponent, Game**

8 vs. Gia., 11/4/84  
7 Five times, last vs. Phoe., 10/30/88

**YARDS GAINED**

**Most Yards, Punt Returns, Season**

573 1974  
556 1980  
550 1992

**Most Yards, Punt Returns, Opponent, Season**

588 1983  
438 1990  
397 1992

**Fewest Yards, Punt Returns, Season**

81 1962  
103 1961  
134 1972  
197 1989\*

**Fewest Yards, Punt Returns, Opponent, Season**

41 1972  
52 1964  
83 1960  
169 1993\*

**Most Yards, Punt Returns, Game**

126 vs. G.B., 11/29/64  
124 @ Phil., 12/15/91  
122 vs. Pitt., 12/8/68

**Most Yards, Punt Returns, Opponent, Game**

112 @ StL., 10/13/74  
109 vs. StL., 11/16/70  
105 vs. Pitt., 9/17/61  
105 @ Jets, 11/4/90

**TOUCHDOWNS**

**Most Touchdowns, Punt Returns, Season**

2 1968, 1992, 1993  
1 Seven times, last 1994

**Most Touchdowns, Punt Returns, Opp., Season**

1 Nine times, last 1990

**KICKOFF RETURNS**

**TOTAL RETURNS**

**Most Kickoff Returns, Season**

77 1989  
70 1983  
69 1988

**Most Kickoff Returns, Opponent, Season**

85 1995  
82 1994  
78 1983

**Fewest Kickoff Returns, Season**

33 1973  
36 1969, 1993\*

**Fewest Kickoff Returns, Opponent, Season**

32 1960  
43 1961  
46 1989\*

**Most Kickoff Returns, Game**

9 @ Minn., 10/18/70  
8 Five times, last vs. Minn., 11/13/88

**Most Kickoff Returns, Opponent, Game**

10 vs. Det., 9/15/68  
9 Five times, last vs. N.E., 10/24/71

**YARDS GAINED**

**Most Yards, Kickoff Returns, Season**

1,709 1989  
1,410 1988  
1,376 1971

**Most Yards, Kickoff Returns, Opponent, Season**

1,806 1983  
1,709 1978, 1994

**Fewest Yards, Kickoff Returns, Season**

699 1992  
718 1969  
725 1973

**Fewest Yards, Kickoff Returns, Opponent, Season**

811 1960  
853 1989\*  
948 1961

**Most Yards, Kickoff Returns, Game**

260 vs. S.F., 11/7/65  
235 vs. Atl., 10/20/96  
208 vs. Minn., 11/13/88

**Most Yards, Kickoff Returns, Opponent, Game**

261 @ Phil., 11/6/66  
258 vs. G.B., 10/3/93  
219 vs. Balt., 9/4/78

**TOUCHDOWNS**

**Most Touchdowns, Kickoff Returns, Season**

2 1971  
1 Nine times, last 1994

**Most Touchdowns, Kickoff Returns, Opponent, Season**

3 1966  
1 Six times, last 1993

**FUMBLES**

**TOTAL FUMBLES**

**Most Fumbles, Season**

46 1961  
45 1981  
44 1986

**Most Fumbles, Opponent, Season**

44 1973  
43 1975, 1981

**Fewest Fumbles, Season**

16 1992  
21 1968  
21 1960

**Fewest Fumbles, Opponent, Season**

15 1994  
16 1995  
20 1979

**Most Fumbles, Game**

7 vs. Gia., 10/11/71  
6 Five times, last vs. StL., 10/26/86

**Most Fumbles, Opponent, Game**

7 @ Wash., 11/28/65  
7 vs. K.C., 11/10/75  
6 Four times, last vs. Raid., 10/23/83

**FUMBLES LOST****Most Fumbles Lost, Season**

21 1961, 1971, 1979

**Most Fumbles Lost, Opponent, Season**

25 1971  
23 1973  
21 1983

**Fewest Fumbles Lost, Season**

9 1990, 1992  
10 1966, 1994

**Fewest Fumbles Lost, Opponent, Season**

6 1995  
9 1988, 1994

**Most Fumbles Lost, Game**

5 @ N.O., 11/3/68  
5 vs. Gia., 10/11/71  
5 vs. K.C., 11/10/75

**Most Fumbles Lost, Opponent, Game**

5 Four times, last vs. Raid., 10/23/83

**Most Consecutive Games Without Losing Fumble**

4 1991, 1992, 1994, 1996

**PENALTIES****TOTAL PENALTIES****Most Penalties, Season**

141 1988  
131 1987  
111 1986

**Most Penalties, Opponent, Season**

112 1995  
108 1985  
106 1980

**Fewest Penalties, Season**

47 1961  
62 1960, 1962  
74 1991\*

**Fewest Penalties, Opponent, Season**

38 1961  
50 1965  
52 1963, 1973  
70 1979\*

**Most Penalties, Game**

17 @ Clev., 12/4/88  
16 @ Jets, 10/4/87  
16 @ Phil., 10/23/88

**Most Penalties, Opponent, Game**

14 T.B., 10/9/83  
13 Four times, last @ Oak., 11/19/95

**Fewest Penalties, Game**

0 @ StL., 12/10/61  
0 vs. Wash., 11/23/80  
0 @ Wash., 11/5/89

**Fewest Penalties, Opponent, Game**

0 @ Pitt., 10/21/62  
0 @ Phil., 12/5/65  
1 21 times, last @ Wash., 10/1/95

**YARDS PENALIZED****Most Yards Penalized, Season**

1,148 1988  
1,091 1987  
952 1971

**Most Yards Penalized, Opponent, Season**

990 1985  
989 1980  
913 1995

**Fewest Yards Penalized, Season**

427 1961  
600 1960  
610 1991\*

**Fewest Yards Penalized, Opponent, Season**

362 1961  
479 1963  
483 1965  
653 1993\*

**Most Yards Penalized, Game**

161 @ Wash., 11/2/70  
159 vs. Phil., 10/13/68  
142 @ Clev., 12/4/88

**Most Yards Penalized, Opponent, Game**

185 vs. T.B., 10/9/83  
166 @ StL., 10/9/77  
150 @ Jets, 10/4/87

**Fewest Yards Penalized, Game**

0 @ StL., 12/10/61  
0 vs. Wash., 11/23/80  
0 @ Wash., 11/5/89

**Fewest Yards Penalized, Opponent, Game**

0 @ Pitt., 10/21/62  
0 @ Phil., 12/5/65  
3 vs. Det., 9/15/68

**BLOCKED KICKS****BLOCKS**

(Extra Points, Field Goals and Punts)

**Most, Season**

14 1965  
7 1968  
6 1963, 1973  
5 1978, 1986

**Most, Season, Opponent**

7 1973  
6 1960  
4 1965, 1977, 1989

**Most, Game**

3 @ Pitt., 10/31/65  
2 11 times, last vs. Det., 9/19/94

**Most, Game, Opponent**

3 @ Wash., 10/8/73  
2 Eight times, last @ StL., 11/11/84

**BLOCKED EXTRA POINTS****Most, Season**

4 1965  
2 1963, 1968, 1979\*

**Most, Season, Opponent**

2 1960, 1979  
1 6 times, last 1992

**Most, Game**

2 @ Pitt., 10/31/65  
1 Many times, last @ Gia., 12/16/89

## THE RECORDS



### Most, Game, Opponent

- 2 vs. Phil., 9/30/60
- 2 @ Minn., 10/7/79
- 1 Six times, last @ Phoe., 11/22/92

### BLOCKED FIELD GOALS

#### Most, Season

- 9 1965
- 5 1968
- 4 1963, 1969, 1973, 1978

#### Most, Season, Opponent

- 5 1973
- 4 1960
- 3 1965, 1991

#### Most, Game

- 2 Five times, last vs. Det., 9/19/94

### Most, Game, Opponent

- 2 Five times, last @ St.L., 11/11/84

### BLOCKED PUNTS

#### Most, Season

- 4 1976
- 3 1991
- 2 1973, 1977, 1990, 1992

#### Most, Season, Opponent

- 2 1973, 1976, 1989

#### Most, Game

- 2 vs. Gia., 10/21/73
- 2 @ Hou., 11/10/91
- 1 Many times, last @ Gia., 9/13/92

#### Most, Game, Opponent

- 1 Many times, last @ Gia., 12/16/89

## Largest Margin

### VICTORY

1. 49 pts. (56-7) vs. Phila., Oct. 9, 1966
2. 46 pts. (59-13) @ Detroit, Sept. 15, 1968
3. 45 pts. (52-7) vs. N.Y. Gia., Sept. 18, 1966
- 45 pts. (59-14) vs. San Fran., Oct. 12, 1980
5. 44 pts. (51-7) vs. Seattle, Nov. 27, 1980
6. 42 pts. (52-10) vs. Houston, Dec. 20, 1970
- 42 pts. (52-10) vs. N.Y. Jets, Dec. 4, 1971
8. 38 pts. (38-0) @ Baltimore, Sept. 4, 1978
9. 37 pts. (40-3) @ N.O., Sept. 24, 1973
- 37 pts. (37-0) vs. Detroit, Oct. 30, 1977

### DEFEAT

1. 44 pts. (44-0) vs. Chicago, Nov. 17, 1985
2. 41 pts. (48-7) vs. Cleveland, Oct. 16, 1960
- 41 pts. (54-13) @ Minnesota, Oct. 18, 1970
4. 40 pts. (43-3) vs. Minnesota, Nov. 13, 1988
5. 38 pts. (45-7) vs. Baltimore, Oct. 30, 1960
- 38 pts. (38-0) vs. St. Louis, Nov. 16, 1970
7. 36 pts. (43-7) vs. Phila., Oct. 22, 1961
8. 34 pts. (41-7) @ Green Bay, Nov. 13, 1960
9. 32 pts. (52-20) @ St. Louis, Dec. 9, 1962
- 32 pts. (42-10) @ Cleveland, Nov. 2, 1969

## Temperature at Kickoff

### COWBOYS WARMEST GAMES

DATE	TEAM	W/L	SCORE	TEMP.
9/20/92	Phoenix	W	31-20	99°
9/13/81	St. Louis	W	30-17	98°
9/12/88	@ Phoenix	W	17-14	98°
9/12/93	Buffalo	L	10-13	97°
9/16/90	N.Y. Giants	L	7-28	96°
9/21/80	Tampa Bay	W	28-17	95°
10/1/89	N.Y. Giants	L	13-30	94°
9/25/77	N.Y. Giants	W	41-21	93°
9/30/79	Cincinnati	W	38-13	93°
9/19/93	@ Phoenix	W	17-10	93°

#### Playoffs

1/14/96	Green Bay	W	38-27	72°
12/19/76	L.A. Rams	L	12-14	71°
1/21/79	*Pittsburgh	L	31-35	71°
1/17/71	*Baltimore	L	13-16	70°
*@ Miami				

### COWBOYS COLDEST GAMES

DATE	TEAM	W/L	SCORE	TEMP.
12/15/63	@ St. Louis	W	28-24	16°
12/6/92	@ Denver	W	31-27	19°
12/10/95	@ Phila.	L	17-20	19°
12/16/89	@ N.Y. Gia.	L	0-15	20°
12/15/68	@ N.Y. Gia.	W	28-10	21°
12/11/60	@ Detroit	L	14-23	22°
12/16/73	@ St. Louis	W	30-3	22°
12/19/81	@ N.Y. Gia.	L	10-13	25°
12/9/61	@ St. Louis	L	20-52	26°
12/21/75	@ N.Y. Jets	W	31-21	28°

#### Coldest regular season home game:

11/25/93	Miami	L	14-16	32°
----------	-------	---	-------	-----

#### Playoffs

12/31/67	@ Green Bay	L	17-21	-13°
1/11/81	@ Phila.	L	7-20	16°
1/7/96	Phila.	W	30-11	26°
12/28/75	@ Minnesota	W	17-14	27°
12/26/83	L.A. Rams	L	17-27	27°



## Cowboys Big Days

## RUSHING

- 237 - Emmitt Smith @ Philadelphia, Oct. 31, 1993 (30 carries).  
**206 - Tony Dorsett vs. Philadelphia, Dec. 4, 1977 (23 carries).**  
 183 - Tony Dorsett @ N.Y. Giants, Nov. 9, 1980 (24 carries).  
 182 - Emmitt Smith @ Phoenix, Sept. 22, 1991 (23 carries).  
 175 - Tony Dorsett @ Baltimore, Dec. 6, 1981 (30 carries).  
 174 - Emmitt Smith @ Atlanta, Dec. 21, 1992 (24 carries).  
 173 - Herschel Walker @ New England, Nov. 15, 1987 (28 carries).  
 172 - Emmitt Smith vs. Philadelphia, Dec. 6, 1993 (23 carries).  
 171 - Emmitt Smith @ Pittsburgh, Sept. 4, 1994 (31 carries).  
 168 - Emmitt Smith @ N.Y. Giants, Jan. 2, 1994 (32 carries).  
 167 - Emmitt Smith @ Atlanta, Oct. 29, 1995 (26 carries).  
 163 - Emmitt Smith vs. Philadelphia, Nov. 1, 1992 (30 carries).  
 163 - Emmitt Smith vs. N.Y. Giants, Nov. 7, 1994 (35 carries).  
 163 - Emmitt Smith @ N.Y. Giants, Sept. 4, 1995 (21 carries).  
 162 - Tony Dorsett @ New England, Sept. 21, 1981 (19 carries).  
 160 - Emmitt Smith vs. Atlanta, Dec. 22, 1991 (32 carries).  
 159 - Tony Dorsett vs. L.A. Rams, Oct. 18, 1981 (27 carries).  
 159 - Tony Dorsett @ Houston, Sept. 29, 1985 (23 carries).  
 158 - Emmitt Smith vs. Philadelphia, Nov. 6, 1995 (27 carries).  
 155 - Emmitt Smith vs. Washington, Nov. 28, 1996 (29 carries).  
 154 - Tony Dorsett vs. St. Louis, Sept. 24, 1978 (21 carries).  
 153 - Calvin Hill vs. San Francisco, Nov. 10, 1974 (32 carries).  
 153 - Tony Dorsett @ Minnesota, Jan. 3, 1983 (16 carries).  
 153 - Emmitt Smith vs. Washington, Dec. 26, 1993 (21 carries).  
 152 - Tony Dorsett vs. New Orleans, Nov. 19, 1978 (25 carries).  
 152 - Emmitt Smith @ L.A. Raiders, Oct. 25, 1992 (29 carries).  
 151 - Tony Dorsett @ Washington, Sept. 5, 1983 (14 carries).  
 150 - Calvin Hill @ Washington, Nov. 16, 1969 (27 carries).  
 150 - Emmitt Smith @ Minnesota, Sept. 17, 1995 (20 carries).  
 149 - Tony Dorsett @ Green Bay, Nov. 12, 1978 (23 carries).  
 149 - Herschel Walker @ Phoenix, Sept. 12, 1988 (29 carries).  
 147 - Tony Dorsett vs. Baltimore, Sept. 4, 1978 (15 carries).  
 145 - Tony Dorsett @ Minnesota, Oct. 7, 1979 (21 carries).  
 143 - Emmitt Smith vs. Detroit, Sept. 19, 1994 (29 carries).  
**141 - Tony Dorsett @ St. Louis, Oct. 9, 1977 (14 carries).**  
 141 - Tony Dorsett @ Minnesota, Oct. 2, 1983 (26 carries).

## 100-YARD RUSHING GAMES - CAREER

	100-YARD GAMES	TEAM RECORD	PCT.
Emmitt Smith.....	46	39-7	.848
Tony Dorsett.....	43	39-4	.907
Calvin Hill.....	16	14-2	.875
Don Perkins.....	10	5-4-1	.550
Herschel Walker.....	9	5-4	.556
Duane Thomas.....	6	6-0	1.000
Robert Newhouse.....	5	5-0	1.000
Walt Garrison.....	2	2-0	1.000
Scott Laidlaw.....	2	2-0	1.000
Amos Marsh.....	2	2-0	1.000
Dan Reeves.....	2	1-1	.500
Paul Palmer.....	1	1-0	1.000
Preston Pearson.....	1	0-1	.000
Total.....	145	121-23-1	.838



## RECEIVING

- 246 - Bob Hayes @ Washington, Nov. 13, 1966 (9 catches).  
 241 - Frank Clarke vs. Washington, Sept. 16, 1962 (10 catches).  
 223 - Lance Rentzel vs. Washington, Nov. 19, 1967 (13 catches).  
 213 - Tony Hill vs. Philadelphia, Nov. 12, 1979 (7 catches).  
 210 - Michael Irvin vs. Phoenix, Sept. 20, 1992 (8 catches).  
**203 - James Dixon @ Phoenix, Nov. 12, 1989 (6 catches).**  
 203 - Kevin Williams @ Arizona, Dec. 25, 1995 (9 catches).  
 198 - Michael Irvin @ Arizona, Dec. 8, 1996 (8 catches).  
 195 - Bob Hayes vs. N.Y. Giants, Sept. 18, 1966 (6 catches).  
 190 - Frank Clarke @ San Francisco, Nov. 10, 1963 (8 catches).  
 188 - Drew Pearson @ Detroit, Oct. 6, 1975 (6 catches).  
 187 - Bob Hayes vs. Houston, Dec. 20, 1970 (6 catches).  
 186 - Michael Irvin @ Miami, Oct. 27, 1996 (12 catches).  
 181 - Bob Hayes vs. Baltimore, Dec. 13, 1969 (5 catches).  
 181 - Tony Hill @ Detroit, Sept. 15, 1985 (11 catches).  
**177 - Bob Hayes vs. Philadelphia, Oct. 10, 1965 (8 catches).**  
 170 - Bob Hayes @ Pittsburgh, Oct. 22, 1967 (7 catches).  
 170 - Herschel Walker vs. Philadelphia, Dec. 14, 1986 (9 catches).  
 169 - Michael Irvin vs. Atlanta, Dec. 22, 1991 (10 catches).  
 168 - Frank Clarke @ N.Y. Giants, Oct. 20, 1963 (4 catches).  
 168 - Michael Irvin vs. L.A. Rams, Nov. 15, 1992 (8 catches).  
 168 - Michael Irvin vs. San Francisco, Oct. 17, 1993 (12 catches).

## 100-YARD RECEIVING GAMES - CAREER

	100-YARD GAMES	TEAM RECORD	PCT.
Michael Irvin .....	39	31-8	.795
Tony Hill .....	26	17-9	.654
Bob Hayes .....	21	16-5	.762
Drew Pearson .....	19	11-8	.579
Lance Rentzel.....	12	10-2	.833
Frank Clarke .....	12	4-6-2	.417
Alvin Harper .....	6	4-2	.667
Bill Howton .....	5	1-4	.200
Jay Novacek.....	4	1-3	.250
Doug Cosbie .....	4	2-2	.500
Mike Renfro .....	4	2-2	.500
Ray Alexander .....	3	1-2	.333
Herschel Walker .....	3	1-2	.333
Doug Donley.....	2	2-0	1.000
Billy Joe DuPree .....	2	2-0	1.000
Preston Pearson .....	2	2-0	1.000
Dan Reeves .....	2	2-0	1.000
Ron Sellers .....	2	2-0	1.000
Mike Sherrard .....	2	2-0	1.000
Emmitt Smith .....	2	2-0	1.000
Kelvin Edwards.....	2	1-1	.500
Lee Folkins .....	2	1-1	.500
Jim Doran .....	2	0-2	.000
Cornell Burbage .....	1	1-0	1.000
Buddy Dial .....	1	1-0	1.000
Tony Dorsett.....	1	1-0	1.000
Ron Springs .....	1	1-0	1.000
Kevin Williams .....	1	1-0	1.000
Tommy McDonald.....	1	0-0-1	.500
James Dixon .....	1	0-1	.000
Butch Johnson.....	1	0-1	.000
Karl Powe .....	1	0-1	.000
Total .....	187	122-62-3	.660





## PASSING

- 460 - Don Meredith @ San Francisco, Nov. 10, 1963 (30 of 48).  
 406 - Don Meredith @ Washington, Nov. 13, 1966 (21 of 29).  
 394 - Don Meredith @ Philadelphia, Nov. 6, 1966 (14 of 24).  
 389 - Gary Hogeboom @ San Francisco, Dec. 22, 1985 (28 of 49).  
**379 - Troy Aikman @ Phoenix, Nov. 12, 1989 (21 of 40).**  
 377 - Danny White vs. Tampa Bay, Oct. 9, 1983 (29 of 44).  
 363 - Troy Aikman @ Miami, Oct. 27, 1996 (33 of 41).  
 362 - Danny White vs. Atlanta, Oct. 27, 1985 (27 of 47).  
 359 - Danny White @ Washington, Dec. 13, 1987 (27 of 49).  
 358 - Don Meredith vs. N.Y. Giants, Sept. 18, 1966 (14 of 24).  
 354 - Danny White vs. Miami, Oct. 25, 1981 (22 of 32).  
 350 - Troy Aikman @ Arizona, Dec. 25, 1995 (21 of 32).  
 349 - Craig Morton vs. Houston, Dec. 20, 1970 (13 of 17).  
 347 - Danny White vs. Pittsburgh, Sept. 13, 1982 (25 of 36).  
 345 - Eddie LeBaron vs. Pittsburgh, Sept. 24, 1960 (15 of 28).  
 343 - Gary Hogeboom @ L.A. Rams, Sept. 3, 1984 (33 of 47).  
 342 - Danny White @ N.Y. Giants, Oct. 6, 1985 (31 of 46).  
 342 - Steve Pelluer @ Philadelphia, Oct. 23, 1988 (32 of 46).  
 341 - Danny White vs. Minnesota, Nov. 26, 1987 (25 of 41).  
 339 - Roger Staubach vs. Baltimore, Sept. 26, 1976 (22 of 28).  
 339 - Steve Pelluer @ N.Y. Giants, Nov. 2, 1986 (28 of 38).  
 339 - Troy Aikman @ San Francisco, Nov. 13, 1994 (23 of 42).

## 300-YARD PASSING GAMES - CAREER

	300-YARD GAMES	TEAM RECORD	PCT.
Danny White .....	10	5-5	.500
Troy Aikman .....	8	5-3	.625
Don Meredith .....	7	6-1	.857
Roger Staubach .....	5	3-2	.600
Steve Pelluer.....	4	2-2	.500
Gary Hogeboom.....	3	2-1	.667
Jason Garrett .....	1	1-0	1.000
Eddie LeBaron.....	1	0-1	.000
Craig Morton.....	1	1-0	1.000
Total .....	40	25-15	.625

Bold denotes rookie



Linebacker Fred Strickland



# Cowboys Longest Plays

## LONG RUNS FROM SCRIMMAGE

- 99 - Tony Dorsett @ Minnesota, Jan. 3, 1983 (TD).
- 84 - Tony Dorsett vs. Philadelphia, Dec. 4, 1977 (TD).**
- 84 - Herschel Walker vs. Philadelphia, Dec. 14, 1986 (TD).
- 77 - Tony Dorsett @ St. Louis, Oct. 9, 1977 (TD).**
- 77 - Tony Dorsett @ Washington, Sept. 5, 1983.
- 75 - Tony Dorsett @ New England, Sept. 21, 1981 (TD).
- 75 - Emmitt Smith vs. Washington, Sept. 9, 1991 (TD).
- 73 - Amos Bullocks vs. Chicago, Nov. 18, 1962 (TD).**
- 71 - Amos Marsh vs. N.Y. Giants, Oct. 15, 1961.**
- 70 - Amos Marsh @ Washington, Nov. 4, 1962.
- 68 - Les Shy vs. Philadelphia, Oct. 9, 1966.**
- 68 - Emmitt Smith vs. N.Y. Giants, Nov. 26, 1992 (TD).
- 67 - Dan Reeves vs. Washington, Dec. 11, 1966 (TD).
- 64 - Jim Stiger @ Washington, Nov. 22, 1964.
- 63 - Tony Dorsett vs. New Orleans, Nov. 19, 1978.
- 63 - Paul Palmer @ Kansas City, Oct. 22, 1989 (TD).
- 62 - Kelvin Edwards vs. Philadelphia, Oct. 11, 1987 (TD).
- 62 - Emmitt Smith @ Philadelphia, Oct. 31, 1993 (TD).
- 60 - Tony Dorsett vs. Atlanta, Oct. 27, 1985 (TD).
- 60 - Herschel Walker @ New England, Nov. 15, 1987 (TD).
- 60 - Emmitt Smith @ Phoenix, Sept. 22, 1991 (TD).
- 60 - Emmitt Smith @ N.Y. Giants, Sept. 4, 1995 (TD).

## LONG FORWARD PASSES

- 95 - Don Meredith to Bob Hayes @ Washington, Nov. 13, 1966 (TD).
- 91 - Roger Staubach to Tony Dorsett vs. Baltimore, Sept. 4, 1978 (TD).
- 90 - Troy Aikman to Alvin Harper @ San Francisco, Nov. 13, 1994.
- 89 - Craig Morton to Bob Hayes @ Kansas City, Oct. 25, 1970 (TD).
- 87 - Troy Aikman to Michael Irvin vs. Phoenix, Sept. 20, 1992 (TD).
- 86 - Craig Morton to Lance Rentzel vs. Philadelphia, Nov. 1, 1970 (TD).
- 86 - Bernie Kosar to Emmitt Smith vs. Phoenix, Nov. 14, 1993.
- 85 - Eddie LeBaron to Amos Marsh @ L.A. Rams, Sept. 30, 1962 (TD).
- 85 - Roger Staubach to Bob Hayes @ N.Y. Giants, Dec. 12, 1971 (TD).
- 84 - Don Meredith to Pete Gent vs. Pittsburgh, Oct. 30, 1966 (TD).
- 84 - Steve Pelluer to Herschel Walker vs. Philadelphia, Dec. 14, 1986 (TD).

## LONG PUNTS

- 84 - Ron Widby @ New Orleans, Nov. 3, 1968.
- 75 - Sam Baker @ L.A. Rams, Sept. 30, 1962.
- 75 - Billy Lothridge vs. N.Y. Giants, Oct. 11, 1964.**
- 73 - Danny White vs. L.A. Rams, Oct. 14, 1979.
- 71 - Sam Baker @ N.Y. Giants, Dec. 16, 1962.
- 71 - Billy Lothridge vs. St. Louis, Sept. 12, 1964.**
- 67 - Dave Sherer @ St. Louis, Oct. 23, 1960.
- 64 - Sam Baker vs. N.Y. Giants, Dec. 1, 1963.
- 64 - Mike Saxon vs. Atlanta, Dec. 22, 1991.
- 63 - Mike Saxon @ St. Louis, Sept. 13, 1987.

**Bold denotes rookie**



## LONG PUNT RETURNS

- 98 - **Dennis Morgan @ St. Louis, Oct. 13, 1974 (TD).**  
90 - Bob Hayes vs. Pittsburgh, Dec. 8, 1968 (TD).  
85 - Kelvin Martin @ Philadelphia, Dec. 15, 1991 (TD).  
83 - Kevin Williams vs. Washington, Nov. 20, 1994 (TD).  
79 - Kelvin Martin vs. Washington, Sept. 7, 1992 (TD).  
74 - Kelvin Martin vs. L.A. Rams, Nov. 15, 1992 (TD).  
69 - Bob Hayes vs. St. Louis, Nov. 23, 1967 (TD).  
69 - **Mel Renfro vs. Green Bay, Nov. 29, 1964 (TD).**  
68 - Gary Allen vs. Kansas City, Nov. 20, 1983 (TD).  
64 - **Kevin Williams vs. Miami, Nov. 25, 1993 (TD).**

## LONG KICKOFF RETURNS

- 102 - Alexander Wright vs. Atlanta, Dec. 22, 1991 (TD).  
101 - Amos Marsh vs. Philadelphia, Oct. 14, 1962 (TD).  
101 - **Ike Thomas vs. N.Y. Jets, Dec. 4, 1971 (TD).**  
100 - Mel Renfro vs. San Francisco, Nov. 7, 1965 (TD).  
100 - **Mark Washington @ Washington, Nov. 22, 1970 (TD).**  
97 - Thomas Henderson vs. St. Louis, Sept. 28, 1975 (TD).  
97 - **James Dixon @ Kansas City, Oct. 22, 1989 (TD).**  
90 - **James Dixon @ Green Bay, Oct. 8, 1989.**  
90 - Alexander Wright vs. N.Y. Giants, Sept. 16, 1990 (TD).  
89 - **Ike Thomas vs. L.A. Rams, Nov. 25, 1971 (TD).**  
89 - Herschel Walker vs. Atlanta, Oct. 23, 1996.

## LONG INTERCEPTION RETURNS

- 100 - **Mike Gaechter vs. Philadelphia, Oct. 14, 1962 (TD).**  
96 - Dennis Thurman @ Washington, Sept. 6, 1981.  
94 - Darren Woodson @ Philadelphia, Dec. 4, 1994 (TD).  
90 - Mel Renfro @ St. Louis, Oct. 4, 1965 (TD).  
86 - Mike Gaechter vs. Washington, Nov. 3, 1963.  
79 - Thomas Henderson vs. Tampa Bay, Oct. 2, 1977 (TD).  
78 - Dennis Thurman @ St. Louis, Nov. 2, 1980 (TD).  
74 - Jim Ridlon @ N.Y. Giants, Nov. 8, 1964 (TD).  
68 - Randy Hughes vs. Cincinnati, Sept. 30, 1979.  
68 - Dextor Clinkscale vs. N.Y. Giants, Sept. 18, 1983 (TD).

## LONG FUMBLE RETURNS

- 97 - Chuck Howley @ Atlanta, Oct. 2, 1966 (TD).  
86 - Michael Downs @ Houston, Dec. 13, 1982 (TD).  
84 - Don Bishop vs. St. Louis, Oct. 28, 1962 (TD).  
77 - Jim Jeffcoat vs. Washington, Sept. 24, 1989 (TD).  
72 - Benny Barnes @ San Francisco, Oct. 11, 1981 (TD).  
63 - Jim Ridlon vs. Philadelphia, Dec. 6, 1964 (TD).  
58 - Chuck Howley vs. San Francisco, Nov. 7, 1965.  
54 - Mike Montgomery vs. Detroit, Oct. 30, 1972 (TD).  
42 - Bob Lilly @ St. Louis, Dec. 15, 1963 (TD).  
41 - Bob Lilly @ Washington, Nov. 28, 1965.

## LONG RETURNS OF FIELD GOAL ATTEMPTS

- 94 - Jerry Norton @ St. Louis, Dec. 9, 1962 (TD).  
62 - Ron Fellows vs. New Orleans, Sept. 25, 1983 (TD).  
60 - Mike Gaechter @ Washington, Nov. 28, 1965 (TD).  
60 - **Obert Logan @ N.Y. Giants, Dec. 19, 1965 (TD).**  
51 - Bernard Ford @ Philadelphia, Dec. 10, 1989.

Bold denotes rookie



## The Last Time . . .

**400 YARDS TOTAL OFFENSE**

- By Cowboys** - 482, @ Miami, 10/27/96  
Playoffs - 438, vs. Minnesota, 12/28/96  
**By Opponents** - 483, @ Washington, 12/22/96  
Playoffs - 415, @ San Francisco, 1/17/93

**500 YARDS TOTAL OFFENSE**

- By Cowboys** - 554, @ Detroit, 9/15/85  
Playoffs - 528, vs. L.A. Rams, 12/28/80  
**By Opponents** - 583, @ Houston, 11/10/91  
Playoffs - Has never happened

**300 YARDS PASSING IN A GAME BY A PLAYER**

- By Cowboys** - Troy Aikman, 363, @ Miami, 10/27/96  
Playoffs - Troy Aikman, 380, @ San Francisco, 1/15/95  
**By Opponents** - Gus Frerotte, 346, @ Washington, 12/22/96  
Playoffs - Brett Favre, 307, Green Bay, 1/14/96

**400 YARDS PASSING IN A GAME BY A PLAYER**

- By Cowboys** - Don Meredith, 406, @ San Francisco, 11/13/66  
Playoffs - Has never happened  
**By Opponents** - Warren Moon, @ Houston, 432, 11/10/91  
Playoffs - Has never happened

**4 TOUCHDOWN PASSES IN A GAME BY A PLAYER**

- By Cowboys** - Troy Aikman, vs. L.A. Rams, 12/3/89  
Playoffs - Troy Aikman, vs. Buffalo, 1/31/93  
**By Opponents** - Brett Favre, Green Bay, 11/24/94  
Playoffs - Terry Bradshaw, Pittsburgh, 1/21/79

**100 YARDS RUSHING IN A GAME BY A PLAYER**

- By Cowboys** - Emmitt Smith, 155, vs. Washington, 11/28/96  
Playoffs - Emmitt Smith, 116, vs. Minnesota, 12/28/96  
**By Opponents** - Ricky Watters, 116, vs. Philadelphia, 11/3/96  
Playoffs - Anthony Johnson, 104, @ Carolina, 1/5/97

**200 YARDS RUSHING IN A GAME BY A PLAYER**

- By Cowboys** - Emmitt Smith, 237, @ Philadelphia, 10/31/93  
Playoffs - Has never happened  
**By Opponents** - Greg Bell, 206, @ Buffalo, 11/18/84  
Playoffs - Eric Dickerson, 248, @ L.A. Rams, 1/4/86

**3 TOUCHDOWNS RUSHING IN A GAME BY A PLAYER**

- By Cowboys** - Emmitt Smith (4, 4, 3), vs. Washington, 11/28/96  
Playoffs - Emmitt Smith (1, 5, 16), vs. Green Bay, 1/14/96  
**By Opponents** - Terry Allen (1, 2, 6), @ Washington, 12/22/96  
Playoffs - Larry Schreiber (1, 1, 1), @ San Francisco, 12/23/72

**100 YARDS RECEIVING IN A GAME BY A PLAYER**

- By Cowboys** - Michael Irvin, 198, @ Arizona, 12/8/96  
Playoffs - Michael Irvin, 103, vs. Minnesota, 12/28/96  
**By Opponents** - Henry Ellard, 155, @ Washington, 12/22/96  
Playoffs - Robert Brooks, 105, Green Bay, 1/14/96

**3 TOUCHDOWN CATCHES IN A GAME BY A PLAYER**

- By Cowboys** - Michael Irvin (87, 41, 4), vs. Phoenix, 9/20/92  
Playoffs - Preston Pearson (18, 15, 19), @ L.A. Rams, 1/14/76  
**By Opponents** - Anthony Miller (11, 59, 3), Denver, 9/10/95  
Playoffs - Has never happened

**3 TOUCHDOWNS IN A GAME BY A PLAYER**

- By Cowboys** - Emmitt Smith (3 rushing), vs. Washington, 11/28/96  
Playoffs - Emmitt Smith (3 rushing), vs. Green Bay, 1/14/96  
**By Opponents** - Terry Allen (3 rushing), @ Washington, 12/22/96  
Playoffs - Larry Schreiber (3 rushing), @ San Francisco, 12/23/72

**4 TOUCHDOWNS IN A GAME BY A PLAYER**

- By Cowboys** - Emmitt Smith (4 rushing), @ N.Y. Giants, 9/4/95  
Playoffs - Has never happened  
**By Opponents** - Sterling Sharpe (4 receiving), Green Bay, 11/24/94  
Playoffs - Has never happened

**3 INTERCEPTIONS IN A GAME BY A PLAYER**

- By Cowboys** - Dennis Thurman, vs. Philadelphia, 12/13/81  
Playoffs - Dennis Thurman, vs. Green Bay, 1/16/83  
**By Opponents** - Roger Wehril, @ St. Louis, 12/7/75  
Playoffs - Has never happened

**PUNT RETURNED FOR A TOUCHDOWN**

- By Cowboys** - Kevin Williams, 83 yards, vs. Washington, 11/20/94  
Playoffs - Golden Richards, 63 yards, vs. Minnesota, 12/30/73  
**By Opponents** - Terance Mathis, 98 yards, @ N.Y. Jets, 11/4/90  
Playoffs - Has never happened

**KICKOFF RETURNED FOR A TOUCHDOWN**

- By Cowboys** - Kevin Williams, 87 yards, vs. Arizona, 10/9/94  
Playoffs - Has never happened  
**By Opponents** - Robert Brooks, 95 yards, Green Bay, 10/3/93  
Playoffs - Vic Washington, 97 yards, @ San Francisco, 12/23/72

**INTERCEPTION RETURNED FOR A TOUCHDOWN**

- By Cowboys** - Brock Marion, 32 yards, @ Arizona, 12/25/95  
 Playoffs - George Teague, 29 yards, vs. Minnesota, 12/28/96  
**By Opponents** - Troy Vincent, 90 yards, vs. Philadelphia, 11/3/96  
 Playoffs - Eric Davis, 44 yards, @ San Francisco, 1/15/95

**FUMBLE RETURNED FOR A TOUCHDOWN**

- By Cowboys** - Deion Sanders, 22 yards, vs. Indianapolis, 9/15/96  
 Playoffs - James Washington, 46 yards, vs. Buffalo, 1/30/94  
**By Opponents** - Tito Wooten, 54 yards, @ N.Y. Giants, 11/24/96  
 Playoffs - Hugh Green, 60 yards, Tampa Bay, 1/9/83

**PUNT BLOCKED**

- By Cowboys** - Ken Norton, @ N.Y. Giants, 9/13/92  
 Playoffs - Darrick Brownlow, @ Chicago, 12/29/91  
**By Opponents** - Dwayne Jiles, @ N.Y. Giants, 12/16/89  
 Playoffs - Bernardo Harris, Green Bay, 1/14/96

**PUNT BLOCKED FOR A TOUCHDOWN**

- By Cowboys** - Ken Norton, @ N.Y. Giants, (Robert Williams runs 3 yards), 9/13/92  
 Playoffs - Has never happened  
**By Opponents** - Miles McPherson, @ San Diego, (Derrie Nelson runs 21 yards), 11/13/83  
 Playoffs - Has never happened

**PUNT BLOCKED FOR A SAFETY**

- By Cowboys** - Issiac Holt, vs. Washington, 9/7/92  
 Playoffs - Has never happened  
**By Opponents** - Ron McGovern, @ Kansas City, 10/22/89  
 Playoffs - Reggie Harrison, Pittsburgh, 1/18/76

**SAFETY SCORED**

- By Cowboys** - Issiac Holt, blocked Kelly Goodburn punt out of end zone, vs. Wash., 9/7/92  
 Playoffs - Ball snapped over Rohn Starkis head out of end zone, @ Carolina, 1/5/97  
**By Opponents** - John Jett ran out of the end zone, @ Philadelphia, 9/30/96  
 Playoffs - Reggie Harrison, Pitt., blocked Mitch Hoopes punt out of end zone, 1/18/76

**FIELD GOAL BLOCKED**

- By Cowboys** - Chad Hennings, vs. Washington, 11/28/96  
 Playoffs - Aaron Mitchell, @ Philadelphia, 1/11/81  
**By Opponents** - Bruce Smith, @ Buffalo, 9/22/96  
 Playoffs - Frank Nunley, @ San Francisco, 1/2/72

**BLOCKED FIELD GOAL RETURNED FOR A TOUCHDOWN**

- By Cowboys** - Ron Fellows, vs. New Orleans, 62 yards, (blocked by Ed Jones), 9/25/83  
 Playoffs - Has never happened  
**By Opponents** - William White, @ Detroit, 55 yards, (blocked by Marc Spindler), 10/27/91  
 Playoffs - Has never happened

**PAT KICK MISSED**

- By Cowboys** - Chris Boniol, @ Miami, 10/27/96  
 Playoffs - Lin Elliott, @ San Francisco, 1/17/93  
**By Opponents** - Fumbled snap, @ Denver, 12/6/92  
 Playoffs - Jan Stenerud, Green Bay, 1/16/83

**PAT KICK BLOCKED**

- By Cowboys** - Jim Jeffcoat, @ N.Y. Giants, 12/16/89  
 Playoffs - Rod Hill, vs. Green Bay, 1/16/83  
**By Opponents** - Shawn Patterson, @ Green Bay, 10/8/89  
 Playoffs - Carl Eller, Minnesota, 1/1/78

**TWO POINT ATTEMPT MADE**

- By Cowboys** - Eric Bjornson pass from Troy Aikman, vs. Philadelphia, 11/3/96  
 Playoffs - Has never happened  
**By Opponents** - Fred Barnett pass from Rodney Peete, @ Philadelphia, 12/10/95  
 Playoffs - Cris Carter pass from Brad Johnson, vs. Minnesota, 12/28/96

**TWO POINT ATTEMPT FAILED**

- By Cowboys** - Troy Aikman pass incomplete, vs. N.Y. Giants, 12/17/95  
 Playoffs - Troy Aikman pass incomplete, @ Carolina, 1/5/97  
**By Opponents** - Brett Favre pass incomplete, Green Bay, 11/18/96  
 Playoffs - Brett Favre pass incomplete, Green Bay, 1/8/95

**50 POINTS SCORED IN A GAME**

- By Cowboys** - Dallas 51, Seattle 7, 11/27/80  
 Playoffs - Dallas 52, Buffalo 17, 1/31/93  
**By Opponents** - @ Cincinnati 50, Dallas 24, 12/8/85  
 Playoffs - Has never happened

**40 POINTS SCORED IN A GAME**

- By Cowboys** - Dallas 42, Green Bay 31, 11/24/94  
 Playoffs - Dallas 40, Minnesota 15, 12/28/96  
**By Opponents** - Minnesota 43, Dallas 3, 11/13/88  
 Playoffs - Has never happened

**SHUTOUT SCORED IN A GAME**

- By Cowboys** - Dallas 27, N.Y. Giants 0, 9/8/96  
 Playoffs - Dallas 38, Tampa Bay 0, 1/2/82  
**By Opponents** - Philadelphia 24, Dallas 0, 9/15/91  
 Playoffs - @ L.A. Rams 20, Dallas 0, 1/4/86



## Consecutive Winning Seasons

### LONGEST WINNING STREAKS OF ALL-TIME

1. New York Yankees (1926-1964).....	39
2. Montreal Canadiens (1951/52-1982/83).....	32
3. Boston Bruins (1967/68-1995/96).....	29
4. DALLAS COWBOYS (1966-1985).....	20
5. Baltimore Orioles (1968-1985).....	18
6. Chicago White Sox (1951-1967).....	17
7. Chicago Black Hawks (1960/61-1975/76).....	16
Los Angeles Raiders (1965-1980).....	16
Boston Red Sox (1967-1982).....	16
Philadelphia Flyers (1972/73-1987/88).....	16
Los Angeles Lakers (1976/77-1991/92).....	16

### THANKSGIVING DAY RECORD

(20-8-1)

1966 W Cleveland 26-14	1982 W Cleveland 31-14
1967 W St. Louis 46-21	1983 W St. Louis 35-17
1968 W Washington 29-20	1984 W New England 20-17
1969 T San Francisco 24-24	1985 W St. Louis 35-17
1970 W Green Bay 16-3	1986 L Seattle 31-14
1971 W Los Angeles 28-21	1987 L Minnesota 44-38 (OT)
1972 L San Francisco 31-10	1988 L Houston 25-17
1973 L Miami 14-7	1989 L Philadelphia 27-0
1974 W Washington 24-23	1990 W Washington 27-17
1975 DNP	1991 W Pittsburgh 20-10
1976 W St. Louis 19-14	1992 W N.Y. Giants 30-3
1977 DNP	1993 L Miami 14-16
1978 W Washington 37-10	1994 W Green Bay 42-31
1979 L Houston 30-24	1995 W Kansas City 24-12
1980 W Seattle 51-7	1996 W Washington 21-10
1981 W Chicago 10-9	

### COWBOYS' WON-LOST RECORD

(Regular Season)

Vs. AFC - 60-32	On Thanksgiving Day - 20-8-1
On Monday Night Football - 30-23*	Game After Thanksgiving - 22-7
Week After MNF - 24-23 <sup>+</sup>	On Thursdays - 0-1
On Sunday Night Football - 9-5	(non-Thanksgiving)
(ESPN 1-2) (TNT 3-0)	On Saturdays - 10-9
In Overtime - 9-5	On Fridays - 0-1
In Season Openers - 27-9-1	In Domes - 16-9

\*Includes three Monday night games prior to the creation of ABC-TV Monday Night Football.

<sup>+</sup>Four times the Cowboys final game of the season was on a Monday night. Twice they followed with a bye.



**The  
Playoff  
Records**



# Cowboys Career Playoff Records

## RUSHING

Player	G	Att.	Yds.	Avg.	Long	TD
1. Smith, Emmitt (1990-96).....	15	318	1,413	4.4	38	18
2. Dorsett, Tony (1977-85).....	17	302	1,383	4.6	53	9
3. Newhouse, Robert (1972-83).....	23	174	651	3.7	19	3
4. Thomas, Duane (1970-71).....	6	130	520	4.0	23	4
5. Garrison, Walt (1966-74).....	15	126	493	4.0	19	0
6. Staubach, Roger (1969-79).....	20	76	432	5.7	29	0
7. Hill, Calvin (1969-74).....	8	90	335	3.8	48	2
8. Perkins, Don (1961-68).....	4	66	284	4.0	24	3
9. Springs, Ron (1979-83).....	9	42	201	4.8	32	2
10. Dennison, Doug (1974-78).....	7	38	130	3.4	14	2

## RECEIVING

Player	G	No.	Yds.	Avg.	Long	TD
1. Irvin, Michael (1988-96).....	15	83	1,283	15.5	53	8
2. Pearson, Drew (1973-83).....	22	67	1,105	16.5	83t	8
3. Novacek, Jay (1990-96).....	13	62	645	10.4	25	6
4. Hill, Tony (1977-85).....	17	46	618	13.4	49	4
5. Dorsett, Tony (1977-85).....	17	46	403	8.8	32	1
6. Pearson, Preston (1975-80).....	13	43	504	11.7	34	3
7. DuPree, Billy Joe (1973-83).....	22	38	438	11.5	28	4
8. Smith, Emmitt (1990-96).....	15	44	318	7.2	28	2
9. Johnston, Daryl (1989-96).....	15	36	242	6.7	26	1
10. Hayes, Bob (1965-74).....	15	27	425	15.7	86t	3

## RUSHING-RECEIVING

Player	G	Rushing	Receiving	Total
1. Dorsett, Tony (1977-85).....	17	1,383	403	1,786
2. Smith, Emmitt (1990-96).....	15	1,413	318	1,731
3. Irvin, Michael (1988-96).....	15	0	1,283	1,283
4. Pearson, Drew (1973-83).....	22	16	1,105	1,121
5. Newhouse, Robert (1972-83).....	23	651	69	720
6. Garrison, Walt (1966-74).....	15	493	155	648
7. Novacek, Jay (1990-96).....	13	0	645	645
8. Pearson, Preston (1975-80).....	13	135	504	639
9. Hill, Tony (1977-85).....	17	-6	618	612
10. Thomas, Duane (1970-71).....	6	520	72	592

## PASSING (Min. 150 Attempts)

Player	G	Att.	Comp.	Pct.	Yds.	TD	Int.	Rating
1. Aikman, Troy (1989-96).....	14	415	276	66.5	3,372	22	13	96.0
2. Staubach, Roger (1969-79).....	20	410	223	54.4	2,791	24	19	76.0
3. White, Danny (1976-88).....	18	360	206	57.2	2,284	15	16	71.6



**THE PLAYOFF RECORDS****SCORING**

Player	G	TD	PAT	2PT	FG	Total
1. Smith, Emmitt (1990-96).....	15	20	—	—	—	120
2. Septien, Rafael (1978-85).....	13	—	40	—	18	94
3. Boniol, Chris (1994-96).....	7	—	24	—	13	63
4. Dorsett, Tony (1977-85).....	17	10	—	—	—	60
5. Fritsch, Toni (1971-73, 75).....	7	—	15	—	12	51
6. Pearson, Drew (1973-83).....	22	8	—	—	—	48
Irvin, Michael (1988-95).....	13	8	—	—	—	48
8. Clark, Mike (1968-71, 73).....	8	—	14	—	9	41
9. Novacek, Jay (1990-95).....	13	6	—	—	—	36
10. Herrera, Efren (1974, 1976-77).....	4	—	10	—	7	31

**FIELD GOALS (Min. 10 Made)**

Player	G	Att.	Made	Pct.	Long
1. Boniol, Chris (1994-96).....	7	15	13	86.7	51
2. Septien, Rafael (1978-85).....	15	21	18	85.7	50
3. Fritsch, Toni (1971-73, 75).....	7	14	12	85.7	45

**PUNTING (Min. 25 Punts)**

Player	G	No.	Avg.	Long	Blk
1. Saxon, Mike (1985-92).....	6	26	43.5	57	1
2. Jett, John (1993-96).....	10	33	42.9	59	1
3. Widby, Ron (1968-71).....	8	51	40.1	65	0
4. White, Danny (1976-83).....	17	84	36.6	53	0

**PUNT RETURNS (Min. 10)**

Player	G	No.	Yds.	Avg.	Long	TD
1. Hayes, Bob (1965-74).....	15	12	151	12.6	68	0
2. Johnson, Butch (1976-83).....	17	19	208	11.0	44	0

**KICKOFF RETURNS (Min. 10)**

Player	G	No.	Yds.	Avg.	Long	TD
1. Harris, Cliff (1970-79).....	21	11	243	22.1	34	0
2. Williams, Kevin (1993-96).....	10	23	506	22.0	50	0
3. Martin, Kelvin (1987-92).....	5	11	237	21.5	39	0
4. Jones, James (1980-82, 1984-85).....	6	13	267	20.5	33	0
5. Fellows, Ron (1981-85).....	6	11	191	17.4	33	0
6. Johnson, Butch (1976-83).....	17	12	207	17.3	26	0

**INTERCEPTIONS**

Player	G	No.	Yds.	Avg.	Long	TD
1. Waters, Charlie (1970-78, 80-81).....	25	9	124	13.8	29	0
2. Thurman, Dennis (1978-85).....	13	7	126	18.0	39t	1
3. Harris, Cliff (1970-79).....	21	6	103	17.2	30	0
4. Brown, Larry (1991-95).....	13	5	105	21.0	44	0
5. Howley, Chuck (1961-73).....	11	4	89	22.3	41	0
Lewis, D.D. (1968-81).....	27	4	64	16.0	23	0
Jordan, Lee Roy (1963-76).....	19	4	34	8.5	41	0
Renfro, Mel (1964-77).....	21	4	32	8.0	19	0
9. Washington, James (1990-93).....	8	3	46	15.3	21	0
Everett, Thomas (1992-93).....	6	3	36	12.0	22	0
Walls, Everson (1981-85).....	7	3	20	6.7	20	0
Hughes, Randy (1975-80).....	12	3	1	0.3	1	0
Barnes, Benny (1972-82).....	21	3	0	0.0	0	0



# Cowboys Individual Playoff Records

## SERVICE

### Most Games, Career

27	D.D. Lewis, 1968, 1970-81
26	Larry Cole, 1968-80
25	Charlie Waters, 1970-78, 1980-81

## SCORING

### POINTS

#### Career

120	Emmitt Smith, 1990-96 (120-td)
94	Rafael Septien, 1978-85 (40-pat, 18-fg)
63	Chris Boniol, 1994-96 (24-pat, 13-fg)

#### Game

18	Craig Baynham, vs. Cleveland, 12/24/67
18	Preston Pearson, @ L.A. Rams, 1/4/76
18	Emmitt Smith, vs. Green Bay, 1/14/96

#### Game, Opponent

18	Larry Schreiber, @ S.F., 12/23/72
14	Curt Knight, @ Washington, 12/31/72
14	John Kasay, @ Carolina, 1/5/97

### TOUCHDOWNS

#### Career

20	Emmitt Smith, 1990-96 (18-r, 2-p)
10	Tony Dorsett, 1977-85 (9-r, 1-p)
8	Drew Pearson, 1973-83 (8-p)
8	Michael Irvin, 1988-95 (8-p)

#### Game

3	Craig Baynham, vs. Cleveland, 12/24/67 (2-r, 1-p)
3	Preston Pearson, @ L.A. Rams, 1/4/76 (3-p)
3	Emmitt Smith, vs. Green Bay 1/14/96 (3-r)

#### Game, Opponent

3	Larry Schreiber, @S.F., 12/23/72 (3-r)
---	--

#### Most Consecutive Games Scoring Touchdown

8	Emmitt Smith, 1993-96
5	Duane Thomas, 1970-71
3	Tony Dorsett, 1977-78
3	Tony Dorsett, 1981-82
3	Emmitt Smith, 1992
3	Alvin Harper, 1992-93
3	Jay Novacek, 1992-93

### POINTS AFTER TOUCHDOWNS

#### Most Attempted, Career

40	Rafael Septien, 1978-86
24	Chris Boniol, 1994-96

#### Most Attempted, Game

7	Danny Villanueva, vs. Cleveland, 12/24/67
7	Lin Elliott, vs. Buffalo, 1/31/93

#### Most Made, Career

40	Rafael Septien, 1978-86
24	Chris Boniol, 1994-96

#### Most Made, Game

7	Danny Villanueva, vs. Cleveland, 12/24/67
7	Lin Elliott, vs. Buffalo, 1/31/93

#### Made, Opponent

5	Don Cockroft, vs. Cleveland, 12/28/69
5	Roy Gerela, vs. Pittsburgh, 1/21/79
5	Eddie Murray, @ Detroit, 1/5/92
5	Doug Brien, @ San Francisco, 1/15/95

#### Most Made, No Misses, Career

40	Rafael Septien, 1978-86
24	Chris Boniol, 1994-96

### FIELD GOALS

#### Most Attempted, Career

21	Rafael Septien, 1978-86
15	Chris Boniol, 1994-96
14	Toni Fritsch, 1972-76
14	Mike Clark, 1968-71, 1973

#### Most Attempted, Game

5	Efren Herrera, vs. Denver, 1/15/78
4	Mike Clark, @ Cleveland, 12/21/68
4	Chris Boniol, vs. Minnesota, 12/28/96

#### Most Attempted, Opponent, Game

6	David Ray, vs. L.A. Rams, 12/23/73
4	Curt Knight, @ Washington, 12/31/72
4	John Kasay, @ Carolina, 1/5/97

#### Most Made, Career

18	Rafael Septien, 1978-86
13	Chris Boniol, 1994-96
12	Toni Fritsch, 1972-76

#### Most Made, Game

4	Chris Boniol, vs. Minnesota, 12/28/96
3	7 times, last by Chris Boniol @ Carolina, 1/5/97

#### Most Made, Opponent, Game

4	Curt Knight, @ Washington, 12/31/72
4	John Kasay, @ Carolina, 1/5/97
3	David Ray, vs. L.A. Rams, 12/23/73

#### Most Consecutive Field Goals Made

15	Rafael Septien, 1978-82
9	Chris Boniol, 1995-96
7	Efren Herrera, 1976-77

#### Most Consecutive Games Made

7	Toni Fritsch, 1972-76
6	Rafael Septien, 1976-78
5	Chris Boniol, 1995-96

#### Longest Field Goal

51	Chris Boniol, vs. Philadelphia, 1/7/96
50	Rafael Septien, vs. Green Bay, 1/16/83
50	Eddie Murray, vs. S.F., 1/23/94

#### Longest Field Goal, Opponent

54	Steve Christie, vs. Buffalo, 1/30/94
51	Roy Gerela, vs. Pittsburgh, 1/21/79
50	Chris Jacke, vs. Green Bay, 1/8/95

#### Highest Field Goal Percentage, Career (10 made)

86.7	Chris Boniol, 1994-96 (15-13)
85.7	Rafael Septien, 1978-86 (21-18)
85.7	Toni Fritsch, 1972-76 (14-12)

### SAFETIES

#### Most, Game

1	George Andrie and Jethro Pugh, vs. Detroit, 12/26/70
1	Jim Jensen, vs. L.A. Rams, 12/19/76

#### Most, Opponent, Game

1	Alan Page, @ Minnesota, 12/25/71
1	Reggie Harrison, vs. Pittsburgh, 1/18/76

## RUSHING

### ATTEMPTS

#### Career

302	Tony Dorsett, 1977-85
279	Emmitt Smith, 1990-95
174	Robert Newhouse, 1972-83

**Game**

- 35 Emmitt Smith, vs. Green Bay, 1/14/96  
 30 Duane Thomas, vs. Detroit, 12/26/70  
 30 Emmitt Smith, vs. Buffalo, 1/30/94

**Opponent, Game**

- 36 John Riggins, vs. Washington, 1/22/83  
 34 Eric Dickerson, @ L.A. Rams, 1/4/86  
 30 Larry Brown, @ Washington, 12/31/72

**YARDS GAINED****Career**

- 1,413 Emmitt Smith, 1990-96  
 1,383 Tony Dorsett, 1977-85  
 651 Robert Newhouse, 1972-83

**Game**

- 160 Tony Dorsett, vs. L.A. Rams, 12/28/80  
 150 Emmitt Smith, vs. Green Bay, 1/14/96  
 143 Duane Thomas, @ San Francisco, 1/3/71

**Game, Opponent**

- 248 Eric Dickerson, @ L.A. Rams, 1/4/86  
 194 Wilbert Montgomery, @ Philadelphia, 1/11/81  
 140 John Riggins, vs. Washington, 1/22/83

**Longest Run**

- 53 Tony Dorsett, @ L.A. Rams, 1/7/79  
 48 Calvin Hill, @ San Francisco, 12/23/72  
 38 Emmitt Smith, vs. Buffalo, 1/31/93

**Longest Run, Opponent**

- 71 James Lofton, vs. Green Bay, 1/16/83 (TD)  
 55 Wilbert Montgomery, @ Philadelphia, 1/7/79  
 55 Eric Dickerson, vs. L.A. Rams, 12/26/83 (TD)

**Most Games, 100 or More Yards**

- 7 Emmitt Smith, 1990-96  
 3 Tony Dorsett, 1978-83  
 2 Duane Thomas, 1970-71

**Most Consecutive Games, 100 or More Yards**

- 3 Emmitt Smith, 1992  
 2 Duane Thomas, 1970-71

**AVERAGE GAIN****Career (50 attempts)**

- 5.68 Roger Staubach, 1969-79 (76-432)  
 4.58 Tony Dorsett, 1977-85 (302-1,383)  
 4.44 Emmitt Smith, 1990-96 (318-1,413)

**Game (10 attempts)**

- 7.27 Tony Dorsett, vs. L.A. Rams, 12/28/80 (22-160)  
 6.94 Calvin Hill, @ San Francisco, 12/23/72  
 (18-125)  
 6.82 Emmitt Smith, vs. Minnesota, 12/28/96  
 (17-116))

**TOUCHDOWNS****Career**

- 18 Emmitt Smith, 1990-96  
 9 Tony Dorsett, 1977-85  
 4 Duane Thomas, 1970-71

**Game**

- 3 Emmitt Smith, vs. Green Bay, 1/14/96  
 2 8 times, last by Emmitt Smith, vs. Minnesota, 12/28/96

**Opponent, Game**

- 3 Larry Schreiber, @ San Francisco, 12/23/72  
 2 4 times, last by Eric Dickerson, @ L.A. Rams, 1/4/86

**Most Consecutive Games Rushing for Touchdown**

- 8 Emmitt Smith, 1993-96  
 3 Duane Thomas, 1971-72  
 3 Tony Dorsett, 1977-78  
 3 Tony Dorsett, 1981-82  
 3 Emmitt Smith, 1992

**PASSING****ATTEMPTS****Career**

- 415 Troy Aikman, 1989-96  
 410 Roger Staubach, 1969-79  
 360 Danny White, 1976-88

**Game**

- 53 Danny White, vs. L.A. Rams, 12/26/83  
 53 Troy Aikman, @ San Francisco, 1/15/95  
 45 Danny White, vs. Tampa Bay, 1/9/83

**Game, Opponent**

- 50 Jim Kelly, vs. Buffalo, 1/30/94  
 49 Neil O'Donnell, vs. Pittsburgh, 1/28/96  
 45 Brett Favre, vs. Green Bay, 1/16/94  
 45 Steve Young, vs. San Francisco, 1/22/94

**COMPLETIONS****Career**

- 276 Troy Aikman, 1989-96  
 223 Roger Staubach, 1969-79  
 206 Danny White, 1976-88

**Game**

- 32 Danny White, vs. L.A. Rams, 12/26/83  
 30 Troy Aikman, @ San Francisco, 1/15/95  
 28 Troy Aikman, vs. Green Bay, 1/16/94

**Opponent, Game**

- 31 Jim Kelly, vs. Buffalo, 1/30/94  
 29 Erik Kramer, @ Detroit, 1/5/92  
 28 Brett Favre, vs. Green Bay, 1/16/94  
 28 Neil O'Donnell, vs. Pittsburgh, 1/28/96

**Consecutive Passes Completed**

- 10 Troy Aikman, vs. Pittsburgh, 1/28/96  
 8 Danny White, vs. Green Bay, 1/16/83  
 8 Troy Aikman, vs. Buffalo, 1/31/93

**COMPLETION PERCENTAGE****Career (150 attempts)**

- 66.51 Troy Aikman, 1989-96 (276 of 415)  
 57.22 Danny White, 1976-88 (206 of 360)  
 54.39 Roger Staubach, 1969-79 (223 of 410)

**Game (20 attempts)**

- 76.67 Troy Aikman, vs. Green Bay, 1/8/95 (23 of 30)  
 75.68 Troy Aikman, vs. Green Bay, 1/16/94 (28 of 37)  
 73.33 Troy Aikman, vs. Buffalo, 1/31/93 (22 of 30)

**YARDS GAINED****Career**

- 3,372 Troy Aikman, 1989-96  
 2,791 Roger Staubach, 1969-79  
 2,284 Danny White, 1976-88

**Game**

- 380 Troy Aikman, @ San Francisco, 1/15/95  
 337 Troy Aikman, vs. Green Bay, 1/8/95  
 330 Danny White, vs. L.A. Rams, 12/26/83

**Game, Opponent**

- 341 Erik Kramer, @ Detroit, 1/5/92  
 332 Lynn Dickey, vs. Green Bay, 1/16/83  
 320 Steve Bartkowski, @ Atlanta, 1/4/81

**Most Games, 300 or More Passing Yards, Career**

- 4 Troy Aikman, 1991-95  
 3 Danny White, 1976-88

**Longest Pass Completion (All TDs)**

- 94 Troy Aikman (to Harper), vs. Green Bay, 1/8/95  
 86 Don Meredith (to Hayes), vs. Cleveland, 12/24/67  
 83 Roger Staubach (to D. Pearson), vs. L.A. Rams, 12/23/73



**Opponent, Longest Pass Completion  
(All TDs except as noted)**

- 75 Frank Ryan (to Paul Warfield), vs. Cleveland, 12/24/67
- 75 John Unitas (to John Mackey), vs. Baltimore, 1/17/71
- 75 Doug Williams (to Jimmie Giles), vs. Tampa Bay, 1/2/82 (no TD)

**TOUCHDOWNS**

**Career**

- 24 Roger Staubach, 1969-79
- 22 Troy Aikman, 1989-96
- 15 Danny White, 1976-88

**Game**

- 4 Roger Staubach, @ L.A. Rams, 1/4/76
- 4 Troy Aikman, vs. Buffalo, 1/31/93

**Opponent, Game**

- 4 Bart Starr, vs. Green Bay, 1/1/67
- 4 Terry Bradshaw, vs. Pittsburgh, 1/21/79

**Most Consecutive Games, Touchdown Pass**

- 5 Troy Aikman, 1992-93
- 5 Troy Aikman, 1994-95
- 4 Danny White, 1982-83

**HAD INTERCEPTED**

**Career**

- 19 Roger Staubach, 1969-79
- 16 Danny White, 1976-88
- 13 Troy Aikman, 1989-96

**Game**

- 4 Roger Staubach, vs. Minnesota, 12/30/73

**Opponent, Game**

- 4 Bob Avellini, vs. Chicago, 12/26/77
- 4 Craig Morton, vs. Denver, 1/15/78
- 4 Doug Williams, vs. Tampa Bay, 1/2/82

**Most Consecutive Passes Attempted,  
None Intercepted**

- 111 Troy Aikman, 1991-93
- 102 Roger Staubach, 1969-1973
- 88 Troy Aikman, 1994-96

**Most Attempts, No Interceptions, Game**

- 34 Troy Aikman, @ San Francisco, 1/17/93
- 33 Troy Aikman, vs. Green Bay, 1/14/96
- 30 Troy Aikman, vs. Buffalo, 1/31/93

**Most Attempts, No Interceptions, Opponent**

- 38 Erik Kramer, @ Detroit, 1/5/92
- 30 Vince Ferragamo, vs. L.A. Rams, 12/26/83
- 30 Randall Cunningham, vs. Philadelphia, 1/10/93

**TIMES SACKED**

**Game**

- 7 Roger Staubach, vs. L.A. Rams, 12/23/73
- 7 Roger Staubach, vs. Pittsburgh, 1/18/76
- 5 5 times, last by Danny White, @ L.A. Rams, 1/4/86

**Opponent, Game**

- 5 John Hadl, vs. L.A. Rams, 12/23/73
- 5 Ron Jaworski, vs. L.A. Rams, 1/4/76
- 5 Steve Bartkowski, @ Atlanta, 12/30/78
- 5 Randall Cunningham, vs. Philadelphia, 1/10/93



**PASS RECEIVING**

**RECEPTIONS**

**Career**

- 83 Michael Irvin, 1988-96
- 67 Drew Pearson, 1973-83
- 62 Jay Novacek, 1990-95

**Game**

- 12 Michael Irvin, @ San Francisco, 1/15/95
- 11 Jay Novacek, vs. Green Bay, 1/8/95
- 9 Tony Hill, vs. L.A. Rams, 12/26/83
- 9 Michael Irvin, vs. Green Bay, 1/16/94

**Opponent, Game**

- 10 Andre Hastings, vs. Pittsburgh, 1/28/96
- 9 Tom Waddle, @ Chicago, 12/29/91
- 9 Edgar Bennett, vs. Green Bay, 1/16/94

**Most Consecutive Games, Pass Reception**

- 22 Drew Pearson, 1973-83
- 13 Michael Irvin, 1991-95 (current)
- 13 Jay Novacek, 1991-95 (current)

**YARDS**

**Career**

- 1,283 Michael Irvin, 1988-96
- 1,105 Drew Pearson, 1973-83
- 655 Alvin Harper, 1991-94

**Game**

- 192 Michael Irvin, @ San Francisco, 1/15/95
- 144 Bob Hayes, vs. Cleveland, 12/24/67
- 142 Tony Hill, @ L.A. Rams, 1/16/83

**Game, Opponent**

- 161 Lynn Swann, vs. Pittsburgh, 1/18/76
- 152 Andre Reed, vs. Buffalo, 1/31/93
- 146 Charlie Taylor, vs. Washington, 12/31/72

**Longest Pass Reception (All TDs)**

- 94 Alvin Harper (from Aikman), vs. Green Bay, 1/8/95
- 86 Bob Hayes (from Meredith), vs. Cleveland, 12/24/67
- 83 Drew Pearson (from Staubach), vs. L.A. Rams, 12/23/73

**Most Games, 100 or More Yards Receiving,  
Career**

- 6 Michael Irvin, 1991-96
- 2 Tony Hill, 1977-86

**AVERAGE GAIN**

**Career (20 receptions)**

- 27.29 Alvin Harper, 1991-94 (24-655)
- 16.49 Drew Pearson, 1973-83 (67-1,105)
- 15.76 Butch Johnson, 1976-83 (25-394)

**Game (3 receptions)**

- 39.00 Alvin Harper, @ San Francisco, 1/17/93 (3-117)
- 28.80 Bob Hayes, vs. Cleveland, 12/24/67 (5-144)
- 25.33 Bob Hayes, @ Minnesota, 1/5/69 (3-76)

**TOUCHDOWNS**

**Career**

- 8 Drew Pearson, 1973-83
- 8 Michael Irvin, 1988-95
- 6 Jay Novacek, 1990-95

**Game**

- 3 Preston Pearson, @ L.A. Rams, 1/4/76

**Game, Opponent**

- 2 7 times, last by Robert Brooks, vs. Green Bay, 1/14/96

**Most Consecutive Games, Touchdown**

- 3 Alvin Harper, 1992-93  
3 Jay Novacek, 1992-93  
3 Michael Irvin, 1994-95

**RUSHING-RECEIVING****ATTEMPTS****Career**

- 362 Emmitt Smith, 1990-96 (318-ru, 44-re)  
348 Tony Dorsett, 1977-85 (302-ru, 46-re)

**Game**

- 37 Emmitt Smith, vs. Green Bay, 1/14/96 (35-ru, 2-re)  
34 Emmitt Smith, vs. Buffalo, 1/30/94 (ru-30, re-4)  
30 Tony Dorsett, vs. Green Bay, 1/16/83 (ru-27, re-3)

**YARDS****Game**

- 192 Michael Irvin, @ San Francisco, 1/15/95 (re-192)  
188 Tony Dorsett, vs. L.A. Rams, 12/28/80 (ru-160, re-28)  
173 Emmitt Smith, @ San Francisco, 1/17/93 (ru-114, re-59)

**PUNTING****PUNTS****Career**

- 84 Danny White, 1976-85  
51 Ron Widby, 1968-71  
33 John Jett, 1993-96

**Game**

- 9 Ron Widby, vs. Baltimore, 1/17/71  
8 5 times, last by Danny White, vs. L.A. Rams, 12/30/79

**Game, Opponent**

- 8 Donny Anderson, @ Green Bay, 12/31/67  
8 Herman Weaver, vs. Detroit, 12/26/70  
8 Neil Clabo, @ Minnesota, 1/1/78  
8 Tom Hutton, vs. Philadelphia, 1/7/96

**Longest Punt**

- 65 Ron Widby, vs. Detroit, 12/26/70  
60 Ron Widby, vs. San Francisco, 1/2/72  
59 Marv Bateman, @ San Francisco, 12/23/72  
59 John Jett, @ Carolina, 1/5/97

**Longest Punt, Opponent**

- 64 Dave Chapple, vs. L.A. Rams, 12/23/73  
62 Craig Hentrich, vs. Green Bay, 1/8/95  
61 Herman Weaver, vs. Detroit, 12/26/70

**AVERAGE GROSS YARDS****Career**

- 43.5 Mike Saxon, 1985-92  
42.6 John Jett, 1993-96  
40.1 Ron Widby, 1968-71

**Game (4 punts)**

- 46.9 Mike Saxon, @ L.A. Rams, 1/4/86 (7-328)  
46.7 Marv Bateman, vs. L.A. Rams, 12/23/73 (7-327)

- 45.8 John Jett, vs. Green Bay, 1/8/95 (4-183)  
45.8 John Jett, vs. Green Bay, 1/14/96 (4-183)

**Game, Opponent (4 punts)**

- 48.8 Herman Weaver, vs. Detroit, 12/26/70 (8-391)  
45.5 Klaus Wilmsmeyer, vs. San Francisco, 1/23/94 (4-182)  
44.8 Rohn Stark vs. Pittsburgh, 1/28/96 (4-179)

**HAD BLOCKED****Career**

- 1 Mike Saxon, 1986-1992  
1 John Jett, 1993-95

**Most Consecutive Punts, None Blocked**

- 84 Danny White, 1976-83  
60 Ron Widby, 1968-72  
24 Marv Bateman, 1972-75

**INSIDE 20****Career**

- 21 Danny White, 1976-83  
9 Ron Widby, 1968-72  
8 John Jett, 1993-96

**Game**

- 3 4 times, last by Danny White, vs. L.A. Rams, 12/30/79

**PUNT RETURNS****RETURNS****Career**

- 19 Butch Johnson, 1976-83  
12 Bob Hayes, 1965-74

**Game**

- 5 James Jones, vs. L.A. Rams, 12/28/80  
5 Ron Fellows, vs. Tampa Bay, 1/9/83  
4 6 times, last by Gordon Banks, 1/4/86 @ L.A. Rams

**Game, Opponent**

- 6 John Sciarra, @ Philadelphia, 1/11/81  
5 Lem Barney, vs. Detroit, 12/26/70

**FAIR CATCHES****Career**

- 10 Bob Hayes, 1966-72  
9 Lance Rentzel, 1967-69

**Game**

- 4 Lance Rentzel, @ Cleveland, 12/21/68  
4 Cliff Harris, @ San Francisco, 12/23/72  
3 Lance Rentzel, @ Green Bay, 12/31/67  
3 Golden Richards, vs. Pittsburgh, 1/18/76  
3 Gordon Banks, @ L.A. Rams, 1/4/86

**Game, Opponent**

- 4 Bobby Bryant, @ Minnesota, 12/25/71  
3 Bobby Bryant, vs. Minnesota, 12/30/73

**YARDS GAINED****Career**

- 208 Butch Johnson, 1976-83  
151 Bob Hayes, 1965-74

**Game**

- 141 Bob Hayes, vs. Cleveland, 12/24/67  
81 James Jones, vs. L.A. Rams, 12/20/80  
64 Butch Johnson, vs. L.A. Rams, 12/19/76

**Game, Opponent**

- 95 Bobby Bryant, vs. Minnesota, 1/5/69  
69 John Sciarra, @ Philadelphia, 1/11/81  
59 Reggie Brooks, vs. Green Bay, 1/16/94

**Longest Punt Return**

- 68 Bob Hayes, vs. Cleveland, 12/24/67  
 63 Golden Richards, vs. Minnesota, 12/30/73 (TD)  
 44 Butch Johnson, vs. L.A. Rams, 12/19/76

**Longest Punt Return, Opponent**

- 81 Bobby Bryant, vs. Minnesota, 1/5/69 (TD)  
 43 Reggie Brooks, vs. Green Bay, 1/16/94  
 39 Antonio Freeman, vs. Green Bay, 1/14/96

**AVERAGE YARDAGE****Career (10 returns)**

- 12.6 Bob Hayes, 1965-74 (12-151)  
 11.0 Butch Johnson, 1976-83 (19-208)

**Game (3 returns)**

- 47.0 Bob Hayes, vs. Cleveland, 12/24/67 (3-141)  
 16.2 James Jones, vs. L.A. Rams, 12/20/80 (5-81)  
 16.0 Butch Johnson, vs. L.A. Rams, 12/19/76 (4-64)

**Game, Opponents (3 returns)**

- 13.5 Antonio Freeman, vs. Green Bay, 1/14/96 (4-54)  
 13.0 Jim Bertelsen, vs. L.A. Rams, 1/23/73 (4-52)  
 11.5 John Sciarra, @ Philadelphia, 1/11/81 (6-69)

**TOUCHDOWNS****Game**

- 1 Bob Hayes, vs. Cleveland, 12/24/67  
 1 Golden Richards, vs. Minnesota, 12/30/73

**Game, Opponent**

None

**KICKOFF RETURNS****RETURNS****Career**

- 23 Kevin Williams, 1993-96  
 13 James Jones, 1980-82, 1984-85  
 12 Butch Johnson, 1976-83

**Game**

- 6 Kevin Williams, @ San Francisco, 1/15/95  
 5 Mel Renfro, vs. Green Bay, 1/1/67  
 4 8 times, last by Kevin Williams, vs. Green Bay, 1/14/96

**Game, Opponent**

- 7 Del Rodgers, vs. Green Bay, 1/16/83  
 7 Antonio Freeman, vs. Green Bay, 1/14/96

**YARDS****Career**

- 506 Kevin Williams, 1993-96  
 267 James Jones, 1980-82, 1984-85  
 243 Cliff Harris, 1970-79

**Game**

- 130 Kevin Williams, @ San Francisco, 1/15/95  
 124 Mel Renfro, vs. Green Bay, 1/1/67  
 118 Rod Hill, vs. Green Bay, 1/9/83

**Game, Opponent**

- 155 Michael Bates, @ Carolina, 1/5/97  
 148 Del Rodgers, vs. Green Bay, 1/16/83  
 148 Antonio Freeman, vs. Green Bay, 1/14/96

**Longest Kickoff Return**

- 89 Rod Hill, vs. Green Bay, 1/9/83  
 50 Kevin Williams, vs. Buffalo, 1/30/94  
 48 Thomas Henderson, vs. Pittsburgh, 1/18/76

**Longest Kickoff Return, Opponent**

- 97 Vic Washington, vs. San Francisco, 12/23/72 (TD)  
 67 Rick Upchurch, vs. Denver, 1/15/78  
 61 Clinton Jones, @ Minnesota, 12/25/71

**AVERAGE YARDAGE****Career**

- 22.1 Cliff Harris, 1970-79 (11-243)  
 22.0 Kevin Williams, 1993-96 (23-506)  
 21.5 Kelvin Martin, 1987-92 (11-237)

**Game (3 returns)**

- 39.3 Rod Hill, vs. Green Bay, 1/9/83 (3-118)  
 29.3 Kevin Williams, vs. Green Bay, 1/8/95 (3-88)  
 24.8 Mel Renfro, vs. Green Bay, 1/1/67 (5-118)

**Game, Opponent (3 returns)**

- 45.3 Vic Washington, vs. San Francisco, 12/23/72 (3-136)  
 31.3 Rick Upchurch, vs. Denver, 1/15/78 (3-94)  
 31.0 Michael Bates, @ Carolina, 1/5/97 (5-155)

**TOUCHDOWNS****Game**

None

**Game, Opponent**

- 1 Vic Washington, vs. San Francisco, 12/23/72

**INTERCEPTIONS BY****Career**

- 9 Charlie Waters, 1970-78, 80-81  
 7 Dennis Thurman, 1978-85  
 6 Cliff Harris, 1970-79

**Game**

- 3 Charlie Waters, vs. Chicago, 12/26/77  
 3 Dennis Thurman, vs. Green Bay, 1/16/83  
 2 7 times, last by Larry Brown, vs. Pittsburgh, 1/28/96

**Game, Opponent**

- 2 Skip Vanderhurd, @ San Francisco, 12/23/72  
 2 Bobby Bryant, vs. Minnesota, 12/30/73  
 2 Eric Davis, @ San Francisco, 1/15/95

**Most Consecutive Games Intercept Pass**

- 3 Mel Renfro, 1970  
 3 Randy Hughes, 1977-78

**YARDS GAINED****Career**

- 126 Dennis Thurman, 1978-85  
 124 Charlie Waters, 1970-78, 80-81  
 105 Larry Brown, 1991-95

**Game**

- 77 Larry Brown, vs. Pittsburgh, 1/28/96  
 68 Thomas Henderson, @ L.A. Rams, 1/7/79  
 60 Cornell Green, vs. Cleveland, 1/24/67

**Game, Opponent**

- 94 LeRoy Irvin, vs. L.A. Rams, 12/26/83  
 88 Walt Sumner, vs. Cleveland, 12/28/69  
 63 Bobby Bryant, vs. Minnesota, 12/30/73

**Longest Return (all TDs except as noted)**

- 68 Thomas Henderson, @ L.A. Rams, 1/7/79  
 60 Cornell Green, vs. Cleveland, 1/24/67  
 44 Larry Brown, vs. Pittsburgh, 1/28/96 (no TD)

**Longest Return, Opponents (all TDs except as noted)**

- 94 LeRoy Irvin, vs. L.A. Rams, 12/26/83 (no TD)  
 88 Walt Sumner, vs. Cleveland, 12/28/64  
 63 Bobby Bryant, vs. Minnesota, 12/30/73



## FUMBLES

## OPPONENTS' FUMBLES RECOVERED

## Career

- 4 Cliff Harris, 1970-79
- 3 Charlie Waters, 1970-78, 1980-81

## Game

- 2 Charlie Waters, vs. Detroit, 12/26/70
- 2 Harvey Martin, vs. Minnesota, 1/1/78
- 2 Randy Hughes, vs. Denver, 1/15/78
- 2 Jimmie Jones, vs. Buffalo, 1/31/93

## Longest Fumble Returns

## (All TDs except as noted)

- 64 Leon Lett, vs. Buffalo, 1/31/93 (no TD)
- 46 James Washington, vs. Buffalo, 1/30/94
- 44 Chuck Howley, @ Cleveland, 12/21/68

## Longest Fumble Returns, Opponent (All TDs)

- 60 Hugh Green, vs. Tampa Bay, 1/9/83
- 18 Jim Grabowski, vs. Green Bay, 1/1/67

OPPONENTS' FUMBLE  
RETURNED FOR TOUCHDOWNS

## Career

- 1 George Andrie, 1962-72
- 1 Chuck Howley, 1961-73
- 1 Mike Hegman, 1976-88
- 1 Ken Norton, 1989-93
- 1 Jimmie Jones, 1990-93
- 1 James Washington, 1990-93

## SACKS

## TOTAL SACKS

## Game

- 3 Tony Casillas, @ San Francisco, 1/17/93

## Game, Opponent

- 3 Gary Jeter, @ L.A. Rams, 1/4/86

## BLOCKED KICKS

## BLOCKED PUNTS

## Game

- 1 Darrick Brownlow, vs. Chicago, 12/29/91

## Game, Opponent

- 1 Steve Tasker, vs. Buffalo, 1/31/93
- 1 Bernardo Harris, vs. Green Bay, 1/14/96



## Cowboys Team Playoff Records

## SINGLE GAME

## SCORING

## Most Points

- 52 vs. Cleveland, 12/24/67 (Dallas 52, Cleveland 14)
- 52 vs. Buffalo, 1/31/93 (Dallas 52, Buff. 17)
- 40 vs. Minnesota, 12/28/96 (Dallas 40, Minn. 15)

## Most Points, Opponent

- 38 vs. Cleveland, 12/28/69 (Cleveland 38, Dallas 14)
- 38 @ Detroit, 1/5/92 (Detroit 38, Dallas 6)
- 38 @ San Francisco, 1/15/95 (S.F. 38, Dallas 28)

## Fewest Points

- 0 @ L.A. Rams, 1/4/86 (L.A. Rams 20, Dallas 0)
- 0 vs. L.A. Rams, 1/3/70 (L.A. Rams 31, Dallas 0)
- 3 vs. Baltimore, 1/9/66 (Baltimore 35, Dallas 3)
- 3 @ Washington, 12/31/72 (Wash. 26, Dallas 3)

## Fewest Points, Opponent

- 0 vs. Detroit, 12/26/70 (Dallas 5, Detroit 0)
- 0 @ L.A. Rams, 1/7/79 (Dallas 28, L.A. Rams 0)
- 0 vs. Tampa Bay, 1/2/82 (Dallas 38, Tampa Bay 0)

## Most Decisive Win

- 38 vs. Tampa Bay, 1/2/82 (Dallas 38, Tampa Bay 0)
- 38 vs. Cleveland, 12/24/67 (Dallas 52, Cleveland 14)
- 35 vs. Buffalo, 1/31/93 (Dallas 52, Buff. 17)

## Most Decisive Loss

- 32 vs. Baltimore, 1/9/66 (Baltimore 35, Dallas 3)
- 32 @ Detroit, 1/5/92 (Detroit 38, Dallas 6)
- 31 vs. L.A. Rams, 1/3/70 (L.A. Rams 31, Dallas 0)

## Most Points, Both Teams

- 69 vs. Buffalo, 1/31/93 (Dallas 52, Buff. 17)
- 66 vs. Cleveland, 12/24/67 (Dallas 52, Cleveland 14)
- 66 vs. Pittsburgh, 1/21/79 (Pittsburgh 35, Dallas 31)
- 66 @ San Francisco, 1/15/95 (S.F. 38, Dallas 28)

## FIRST DOWNS

## Most First Downs

- 29 vs. L.A. Rams, 12/28/80
- 29 vs. Tampa Bay, 1/9/83
- 29 @ San Francisco, 1/15/95

## Most First Downs, Opponent

- 26 @ San Francisco, 1/10/82
- 26 @ Chicago, 12/29/91
- 25 vs. Pittsburgh, 1/28/96

**Most First Downs, Both Teams**

- 48 @ San Francisco, 1/17/93
- 48 @ San Francisco, 1/15/95
- 47 vs. San Francisco, 1/23/94

**Fewest First Downs**

- 8 @ Washington, 12/31/72
- 9 vs. Minnesota, 12/30/73
- 9 vs. Baltimore, 1/17/71

**Fewest First Downs, Opponent**

- 7 vs. Detroit, 12/26/70
- 8 vs. Tampa Bay, 1/9/83
- 9 vs. San Francisco, 1/2/72
- 9 @ L.A. Rams, 1/4/76

**Fewest First Downs, Both Teams**

- 21 vs. Detroit, 12/26/70
- 23 vs. Baltimore, 1/17/71
- 24 @ Washington, 12/31/72

**Most First Downs, Rushing**

- 19 vs. L.A. Rams, 12/28/80
- 16 @ San Francisco, 1/3/71
- 16 vs. Minnesota, 12/28/96

**Most First Downs, Rushing, Opponent**

- 14 vs. Baltimore, 1/9/66
- 14 vs. Minnesota, 12/30/73
- 13 @ Philadelphia, 1/11/81

**Fewest First Downs, Rushing**

- 2 vs. Minnesota, 1/5/69
- 2 @ Washington, 1/22/83
- 3 4 times, last vs. Minnesota, 12/30/73

**Fewest First Downs, Rushing, Opponent**

- 1 @ L.A. Rams, 1/4/76
- 2 5 times, last vs. Green Bay, 1/16/94

**Most First Downs, Passing**

- 20 vs. L.A. Rams, 12/26/83
- 19 vs. Tampa Bay, 1/2/82
- 19 @ Washington, 1/22/83

**Most First Downs, Passing, Opponent**

- 19 @ Detroit, 1/5/92
- 17 @ San Francisco, 1/10/82
- 16 3 times, last vs. Green Bay, 1/16/94

**Fewest First Downs, Passing**

- 3 vs. Detroit, 12/26/70
- 3 @ Washington, 12/31/72
- 4 vs. L.A. Rams, 12/23/73

**Fewest First Downs, Passing, Opponent**

- 1 vs. Denver, 1/15/78
- 3 vs. L.A. Rams, 1/4/86
- 4 vs. Atlanta, 12/30/78
- 4 vs. Tampa Bay, 1/9/83

**Most First Downs, Penalty**

- 4 @ Carolina, 1/5/97
- 3 vs. Green Bay, 1/8/95
- 3 @ San Francisco, 1/15/95

**Most First Downs, Penalty, Opponent**

- 4 vs. Baltimore, 1/17/71
- 4 vs. Buffalo, 1/31/93
- 3 7 times, last @ Carolina, 1/5/97

**NET YARDS GAINED  
RUSHING AND PASSING**

**Most Yards Gained**

- 528 vs. L.A. Rams, 12/28/80
- 456 vs. Tampa Bay, 1/9/83
- 451 @ San Francisco, 1/15/95

**Most Yards Gained, Opponent**

- 466 vs. Green Bay, 1/6/83
- 421 @ Detroit, 1/5/92
- 415 @ San Francisco, 1/17/93

**Most Yards Gained, Both Teams**

- 841 vs. Green Bay, 1/6/83
- 831 @ San Francisco, 1/17/93
- 788 vs. L.A. Rams, 12/28/80

**Fewest Yards Gained**

- 153 vs. Minnesota, 12/30/73
- 169 @ Washington, 12/31/72
- 176 vs. Baltimore, 1/9/66

**Fewest Yards Gained, Opponent**

- 118 @ L.A. Rams, 1/4/76
- 156 vs. Detroit, 12/26/70
- 156 vs. Denver, 1/15/78

**Fewest Yards Gained, Both Teams**

- 387 @ Green Bay, 12/31/67
- 387 vs. Detroit, 12/26/70
- 459 vs. Minnesota, 12/30/73

**RUSHING**

**ATTEMPTS****Most Rushing Attempts**

- 51 @ San Francisco, 1/3/71
- 50 vs. Detroit, 12/26/70
- 50 @ L.A. Rams, 1/4/76

**Most Rushing Attempts, Opponent**

- 49 vs. L.A. Rams, 12/19/76
- 47 vs. Baltimore, 1/9/66
- 47 vs. Minnesota, 12/30/73

**Fewest Rushing Attempts**

- 18 @ L.A. Rams, 1/4/86
- 20 vs. L.A. Rams, 12/26/83
- 21 @ Washington, 1/22/83

**Fewest Rushing Attempts, Opponent**

- 12 vs. Green Bay, 1/14/96
- 13 vs. Green Bay, 1/16/94
- 15 vs. Minnesota, 12/28/96

**YARDS****Most Yards Gained Rushing**

- 338 vs. L.A. Rams, 12/28/80
- 255 vs. Minnesota, 12/28/96
- 252 vs. Miami, 1/16/72

**Most Yards Gained Rushing, Opponent**

- 269 @ L.A. Rams, 1/4/86
- 263 @ Philadelphia, 1/11/81
- 203 vs. Minnesota, 12/30/73

**Most Yards Gained Rushing, Both Teams**

- 430 vs. L.A. Rams, 12/28/80
- 349 @ Philadelphia, 1/11/81
- 337 vs. Cleveland, 12/24/67

**Fewest Yards Gained Rushing**

- 45 vs. Baltimore, 1/9/66
- 56 vs. Pittsburgh, 1/28/96
- 61 @ L.A. Rams, 1/4/86

**Fewest Yards Gained Rushing, Opponent**

- 22 vs. L.A. Rams, 12/19/76
- 31 vs. Green Bay, 1/16/94
- 48 vs. Green Bay, 1/14/96

**Fewest Yards Gained Rushing, Both Teams**

- 127 vs. Minnesota, 1/5/69
- 128 vs. Green Bay, 1/16/94
- 157 vs. L.A. Rams, 12/26/83





## PASSING

## ATTEMPTS

## Most Passes Attempted

- 53 vs. L.A. Rams, 12/26/83
- 53 @ San Francisco, 1/15/95
- 45 vs. Tampa Bay, 1/9/83

## Most Passes Attempted, Opponent

- 50 vs. Buffalo, 1/30/94
- 49 vs. Pittsburgh, 1/28/96
- 46 vs. Green Bay, 1/8/95

## Most Passes Attempted, Both Teams

- 84 vs. L.A. Rams, 12/26/83
- 82 vs. Green Bay, 1/16/94
- 82 @ San Francisco, 1/15/95

## Fewest Passes Attempted

- 14 @ Minnesota, 12/25/71
- 14 vs. Chicago, 12/24/77
- 15 vs. Cleveland, 12/24/67

## Fewest Passes Attempted, Opponent

- 18 vs. Baltimore, 1/9/66
- 18 @ Washington, 12/31/72
- 19 vs. L.A. Rams, 1/3/70

## Fewest Passes Attempted, Both Teams

- 38 vs. Detroit, 12/26/70
- 39 @ Washington, 12/31/72
- 39 vs. L.A. Rams, 12/23/73

## COMPLETIONS

## Most Passes Completed

- 32 vs. L.A. Rams, 12/26/83
- 30 @ San Francisco, 1/15/95
- 28 vs. Green Bay, 1/16/94

## Most Passes Completed, Opponent

- 31 vs. Buffalo, 1/30/94
- 29 @ Detroit, 1/5/92
- 28 vs. Green Bay, 1/16/94
- 28 vs. Pittsburgh, 1/28/96

## Most Passes Completed, Both Teams

- 56 vs. Green Bay, 1/16/94
- 50 vs. Buffalo, 1/30/94
- 49 @ San Francisco, 1/17/93

## Fewest Passes Completed

- 4 vs. Detroit, 12/26/70
- 7 @ San Francisco, 1/3/71
- 8 vs. L.A. Rams, 12/23/73
- 8 vs. Chicago, 12/26/77

## Fewest Passes Completed, Opponent

- 6 @ L.A. Rams, 1/4/86
- 7 vs. Baltimore, 1/9/66
- 7 Detroit, 12/26/70
- 7 vs. L.A. Rams, 12/23/73

## Fewest Passes Completed, Both Teams

- 11 vs. Detroit, 12/26/70
- 15 vs. L.A. Rams, 12/23/73
- 21 vs. L.A. Rams, 12/30/79
- 21 @ Philadelphia, 1/11/81

## YARDS

## Most Yards Gained Passing

- 352 @ San Francisco, 1/15/95
- 330 vs. Green Bay, 1/8/95
- 310 @ Atlanta, 1/4/81

## Most Yards Gained Passing, Opponent

- 337 @ Detroit, 1/5/92
- 327 vs. Green Bay, 1/16/94
- 308 vs. Green Bay, 1/16/83

## Most Yards Gained Passing, Both Teams

- 611 vs. Green Bay, 1/16/94
- 596 @ San Francisco, 1/17/93
- 595 @ Atlanta, 1/4/81

## Fewest Yards Gained, Passing

- 22 vs. Detroit, 12/26/70
- 63 vs. Minnesota, 12/30/73
- 72 vs. San Francisco, 1/2/72

## Fewest Yards Gained, Passing, Opponent

- 35 vs. Denver, 1/15/78
- 47 @ L.A. Rams, 1/4/86
- 52 vs. Atlanta, 12/30/78

## Fewest Yards Gained, Passing, Both Teams, Game

- 102 vs. Detroit, 12/26/70
- 166 vs. Minnesota, 12/30/73
- 193 @ Philadelphia, 1/11/81

## SACKS

## TOTAL SACKS

## Most Sacks

- 8 @ Green Bay, 12/31/67
- 5 8 times, last vs. Philadelphia, 1/7/96

## Most Sacks, Opponent

- 7 vs. L.A. Rams, 12/23/73
- 7 vs. Pittsburgh, 1/18/76
- 6 vs. L.A. Rams, 1/3/70
- 6 vs. San Francisco, 1/2/72

## SACK YARDAGE

## Most Sack Yardage

- 76 @ Green Bay, 12/31/67
- 51 @ L.A. Rams, 1/4/76
- 45 vs. Philadelphia, 1/10/93

## Most Sack Yardage, Opponent

- 52 vs. Pittsburgh, 1/21/79
- 50 vs. L.A. Rams, 1/3/70
- 44 vs. L.A. Rams, 12/23/73

## INTERCEPTIONS

## TOTAL INTERCEPTIONS

## Most Interceptions

- 5 @ L.A. Rams, 1/7/79
- 4 5 times, last vs. Buffalo, 1/31/93

## Most Interceptions, Opponent

- 4 @ Cleveland, 12/21/68
- 4 vs. Minnesota, 12/30/73
- 3 8 times, last @ Carolina, 1/5/97

## YARDS

## Most Yards

- 123 @ L.A. Rams, 1/7/79
- 77 vs. Pittsburgh, 1/28/96
- 76 vs. Chicago, 12/26/77

## Most Yards, Opponent

- 123 vs. Cleveland, 12/28/69
- 122 @ Carolina, 1/5/97
- 111 vs. L.A. Rams, 12/26/83

## PUNTING

## TOTAL PUNTS

## Most Punts

- 10 vs. Baltimore, 1/9/66
- 9 vs. Baltimore, 1/17/71
- 8 5 times, last vs. L.A. Rams, 12/30/79

**THE PLAYOFF RECORDS****Most Punts, Opponent**

- 8 @ Green Bay, 12/31/67
- 8 vs. Detroit, 12/26/70
- 8 vs. Minnesota, 1/1/78
- 8 vs. Philadelphia, 1/7/96

**Fewest Punts**

- 1 @ San Francisco, 1/15/95
- 1 vs. Minnesota, 12/28/96
- 2 vs. Cleveland, 12/24/67
- 2 vs. L.A. Rams, 12/28/80

**Fewest Punts, Opponent**

- 1 vs. Cleveland, 12/28/69
- 1 @ Chicago, 12/29/91
- 1 @ San Francisco, 1/17/93
- 1 @ Carolina, 1/5/97

**AVERAGE YARDAGE****Highest Average Distance, Punting (4 punts)**

- 46.9 @ L.A. Rams, 1/4/86
- 46.7 vs. L.A. Rams, 12/23/73
- 45.8 vs. Green Bay, 1/8/95

**Highest Average Distance, Punting, Opponent (4 punts)**

- 48.8 vs. Detroit, 12/26/70
- 46.2 @ Detroit, 1/5/92
- 45.5 vs. San Francisco, 1/23/94

**PUNT RETURNS****TOTAL RETURNS****Most Punt Returns**

- 5 vs. Minnesota, 1/1/78
- 5 vs. L.A. Rams, 12/28/80
- 5 vs. Tampa Bay, 1/9/83

**Most Punt Returns, Opponent**

- 6 vs. Detroit, 12/26/70
- 6 @ Philadelphia, 1/11/81
- 5 4 times, last vs. Pittsburgh, 1/18/76

**YARDS GAINED****Most Yards, Punt Returns**

- 155 vs. Cleveland, 12/24/67
- 81 vs. L.A. Rams, 12/28/80
- 64 vs. L.A. Rams, 12/19/76

**Most Yards, Punt Returns, Opponent**

- 89 vs. Minnesota, 1/5/69
- 69 @ Philadelphia, 1/11/81
- 59 vs. Green Bay, 1/16/94

**KICKOFF RETURNS****TOTAL RETURNS****Most Kickoff Returns**

- 7 @ San Francisco, 1/15/95
- 6 6 times, last @ Carolina, 1/5/97

**Most Kickoff Returns, Opponent**

- 8 @ L.A. Rams, 1/4/76
- 8 vs. Chicago, 12/26/77
- 8 vs. Minnesota, 12/28/96

**YARDS GAINED****Most Yards, Kickoff Returns**

- 173 vs. Green Bay, 1/16/83
- 153 vs. Green Bay, 1/1/67
- 144 @ San Francisco, 1/15/95

**Most Yards, Kickoff Returns, Opponent**

- 188 @ Minnesota, 12/25/71
- 173 vs. Denver, 1/15/78
- 167 @ L.A. Rams, 1/4/76

**FUMBLES****TOTAL FUMBLES****Most Fumbles**

- 6 vs. Denver, 1/15/78
- 6 vs. Atlanta, 12/30/78
- 5 @ Philadelphia, 1/11/81

**Most Fumbles, Opponent**

- 8 vs. Buffalo, 1/31/93
- 5 @ San Francisco, 12/23/72
- 5 vs. Minnesota, 1/1/78
- 5 vs. Baltimore, 1/17/71

**FUMBLES LOST****Most Fumbles Lost**

- 3 @ San Francisco, 12/23/72
- 3 vs. Atlanta, 12/30/78
- 3 @ Philadelphia, 1/11/81
- 3 @ L.A. Rams, 1/4/86

**Most Fumbles Lost, Opponent**

- 5 vs. Buffalo, 1/31/93
- 4 vs. Baltimore, 1/17/71
- 4 vs. Denver, 1/15/78
- 4 vs. Minnesota, 12/28/96

**PENALTIES****TOTAL PENALTIES****Most Penalties**

- 12 vs. Denver, 1/15/78
- 11 vs. L.A. Rams, 12/28/80
- 10 @ L.A. Rams, 1/7/79

**Most Penalties, Opponent**

- 11 vs. Green Bay, 1/14/96
- 10 vs. Tampa Bay, 1/2/82
- 8 3 times, last vs. Green Bay, 1/8/95

**Fewest Penalties**

- 2 8 times, last @ Chicago, 12/29/91

**Fewest Penalties, Opponent**

- 0 vs. Detroit, 12/26/70
- 0 vs. Miami, 1/16/72
- 0 vs. Pittsburgh, 1/18/76

**YARDS PENALIZED****Most Yards Penalized**

- 120 vs. Baltimore, 1/17/71
- 98 @ San Francisco, 1/15/95
- 94 vs. Denver, 1/15/78

**Most Yards Penalized, Opponent**

- 106 @ San Francisco, 1/10/82
- 105 vs. Tampa Bay, 1/2/82
- 94 vs. L.A. Rams, 1/19/76

**Fewest Yards Penalized**

- 10 vs. Cleveland, 12/24/67
- 10 @ Minnesota, 12/25/71
- 15 @ Washington, 1/22/83

**Fewest Yards Penalized, Opponent**

- 0 vs. Detroit, 12/26/70
- 0 vs. Miami, 1/16/72
- 0 vs. Pittsburgh, 1/18/76



# Cowboys Big Days/Playoffs

## 100 YARD RUSHING GAMES

160 yards — Tony Dorsett vs. L.A. Rams .....	December 28, 1980
150 yards — Emmitt Smith vs. Green Bay .....	January 14, 1996
143 yards — Duane Thomas @ San Francisco .....	January 3, 1971
135 yards — Duane Thomas vs. Detroit .....	December 26, 1970
132 yards — Emmitt Smith vs. Buffalo .....	January 30, 1994
125 yards — Calvin Hill @ San Francisco .....	December 23, 1972
116 yards — Emmitt Smith vs. Minnesota .....	December 28, 1996
114 yards — Emmitt Smith vs. Philadelphia .....	January 10, 1993
114 yards — Emmitt Smith @ San Francisco .....	January 17, 1993
110 yards — Tony Dorsett vs. Tampa Bay .....	January 9, 1983
108 yards — Don Perkins vs. Green Bay .....	January 1, 1967
108 yards — Emmitt Smith vs. Buffalo .....	January 31, 1993
105 yards — Emmitt Smith @ Chicago .....	December 29, 1991
101 yards — Tony Dorsett @ L.A. Rams .....	January 7, 1979

## 300 YARD PASSING GAMES

380 yards — Troy Aikman @ San Francisco .....	January 15, 1995
337 yards — Troy Aikman vs. Green Bay .....	January 8, 1995
330 yards — Danny White vs. L.A. Rams .....	December 26, 1983
322 yards — Danny White @ Atlanta .....	January 4, 1981
322 yards — Troy Aikman @ San Francisco .....	January 17, 1993
312 yards — Danny White vs. Tampa Bay .....	January 9, 1983
302 yards — Troy Aikman vs. Green Bay .....	January 16, 1994

## 100 YARD RECEIVING GAMES

192 yards — Michael Irvin @ San Francisco .....	January 15, 1995
144 yards — Bob Hayes vs. Cleveland .....	December 24, 1967
142 yards — Tony Hill vs. Green Bay .....	January 16, 1983
136 yards — Billy Parks @ San Francisco .....	December 23, 1972
126 yards — Michael Irvin vs. Green Bay .....	January 16, 1994
124 yards — Kevin Williams vs. Philadelphia .....	January 7, 1996
123 yards — Preston Pearson @ L.A. Rams .....	January 4, 1976
117 yards — Alvin Harper @ San Francisco .....	January 17, 1993
115 yards — Tony Hill vs. L.A. Rams .....	December 26, 1983
114 yards — Michael Irvin vs. Buffalo .....	January 31, 1993
111 yards — Michael Irvin vs. Green Bay .....	January 8, 1995
108 yards — Alvin Harper vs. Green Bay .....	January 8, 1995
104 yards — Jay Novacek vs. Green Bay .....	January 8, 1995
103 yards — Michael Irvin vs. Minnesota .....	December 28, 1996
102 yards — Frank Clarke vs. Green Bay .....	January 1, 1967
100 yards — Michael Irvin vs. Green Bay .....	January 14, 1996



# Cowboys Longest Plays/Playoffs

## LONG RUNS FROM SCRIMMAGE

53 yards	— Tony Dorsett @ L.A. Rams .....	January 7, 1979
48 yards	— Calvin Hill @ San Francisco .....	December 23, 1972
38 yards	— Emmitt Smith vs. Buffalo .....	January 31, 1993
37 yards	— Emmitt Smith vs. Minnesota (TD) .....	December 28, 1996
32 yards	— Ron Springs vs. L.A. Rams .....	December 28, 1980
29 yards	— Roger Staubach vs. Washington .....	December 31, 1972
29 yards	— Tony Dorsett vs. Pittsburgh .....	January 21, 1979

## LONG FORWARD PASS

94 yards	— Troy Aikman to Alvin Harper vs. Green Bay (TD) .....	January 8, 1995
86 yards	— Don Meredith to Bob Hayes vs. Cleveland (TD) .....	December 24, 1967
83 yards	— Roger Staubach to Drew Pearson vs. L.A. Rams (TD) .....	December 23, 1973
70 yards	— Troy Aikman to Alvin Harper @ San Francisco .....	January 17, 1993
68 yards	— Don Meredith to Frank Clarke vs. Green Bay (TD) .....	January 1, 1967

## LONG PUNT RETURNS

68 yards	— Bob Hayes vs. Cleveland .....	December 24, 1967
63 yards	— Golden Richards vs. Minnesota (TD) .....	December 30, 1973
44 yards	— Butch Johnson vs. L.A. Rams .....	December 19, 1976
43 yards	— James Jones vs. L.A. Rams .....	December 28, 1980

## LONG KICKOFF RETURNS

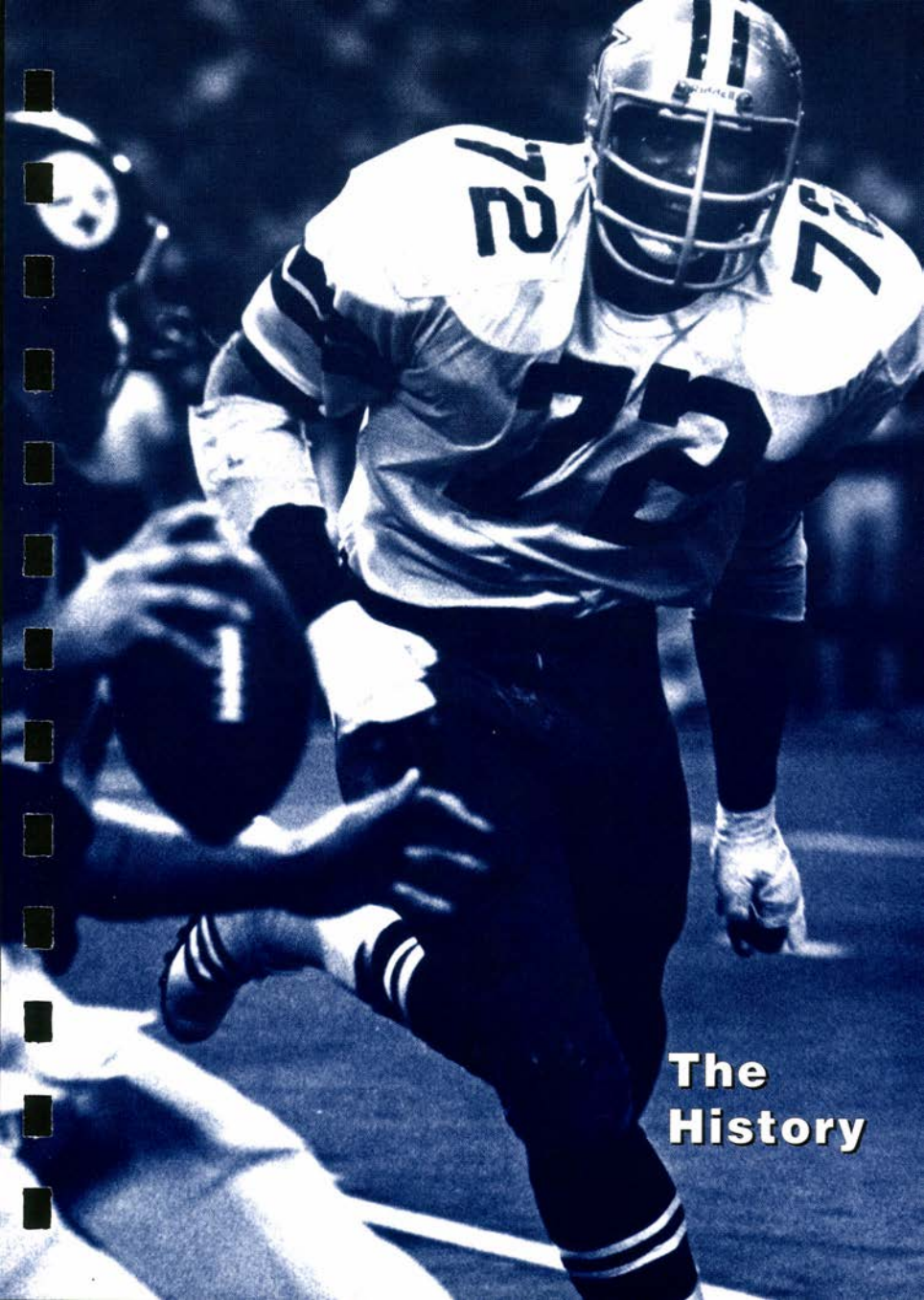
89 yards	— Rod Hill vs. Green Bay .....	January 16, 1983
50 yards	— Kevin Williams vs. Buffalo .....	January 30, 1994
48 yards	— Thomas Henderson vs. Pittsburgh .....	January 18, 1976
39 yards	— Kelvin Martin vs. Philadelphia .....	January 10, 1993
39 yards	— Kevin Williams vs. Green Bay .....	January 8, 1995

## LONG INTERCEPTION RETURNS

68 yards	— Thomas Henderson @ L.A. Rams (TD) .....	January 7, 1979
60 yards	— Cornell Green vs. Cleveland (TD) .....	December 24, 1967
44 yards	— Larry Brown vs. Pittsburgh .....	January 28, 1996
39 yards	— Dennis Thurman vs. Green Bay (TD) .....	January 16, 1983

## LONG FUMBLE RETURNS

64 yards	— Leon Lett vs. Buffalo .....	January 31, 1993
46 yards	— James Washington vs. Buffalo (TD) .....	January 30, 1994
44 yards	— Chuck Howley @ Cleveland (TD) .....	December 21, 1968
37 yards	— Mike Hegman vs. Pittsburgh (TD) .....	January 21, 1979



**The  
History**



# Cowboys All-Time Results

All-Time Regular Season Record: 328-212-6

Playoff Record: 32-19

## 1960 (0-11-1)

Tom Landry, Head Coach

Seventh place, Western Conference

9/24	L	28	Pittsburgh (30,000)	35
9/30	L	25	Philadelphia (18,500)	27
10/9	L	14	@ Washington (21,142)	26
10/16	L	7	Cleveland (28,500)	48
10/23	L	10	@ St. Louis (23,128)	12
10/30	L	7	Baltimore (25,500)	45
11/6	L	13	Los Angeles (16,000)	38
11/13	L	7	@ Green Bay (32,294)	41
11/20	L	14	San Francisco (10,000)	26
11/27	L	7	@ Chicago (39,951)	17
12/4	T	31	@ New York (55,033)	31
12/11	L	14	@ Detroit (43,272)	23
		177		369

## 1961 (4-9-1)

Tom Landry, Head Coach

Sixth place, Eastern Conference

9/17	W	27	Pittsburgh (23,500)	24
9/24	W	21	Minnesota (20,500)	7
10/1	L	7	@ Cleveland (43,638)	25
10/8	W	28	@ Minnesota (33,070)	0
10/15	L	10	New York (41,500)	31
10/22	L	7	Philadelphia (25,000)	43
10/29	W	17	@ New York (60,254)	16
11/5	L	17	St. Louis (20,500)	31
11/12	L	7	@ Pittsburgh (17,519)	37
11/19	T	28	Washington (17,500)	28
11/26	L	13	@ Philadelphia (60,127)	35
12/3	L	17	Cleveland (23,500)	38
12/10	L	13	@ St. Louis (15,384)	31
12/17	L	24	@ Washington (21,451)	34
		236		380

## 1962 (5-8-1)

Tom Landry, Head Coach

Fifth place, Eastern Conference

9/16	T	35	Washington (15,730)	35
9/23	L	28	Pittsburgh (19,478)	30
9/30	W	27	@ Los Angeles (26,907)	17
10/7	L	10	@ Cleveland (44,040)	19
10/14	W	41	Philadelphia (18,645)	19
10/21	W	42	@ Pittsburgh (23,106)	27
10/28	L	24	St. Louis (16,027)	28
11/4	W	38	@ Washington (49,888)	10
11/11	L	10	New York (45,668)	41
11/18	L	33	Chicago (12,692)	34
11/25	L	14	@ Philadelphia (58,070)	28
12/2	W	45	Cleveland (24,226)	21
12/9	L	20	@ St. Louis (14,102)	52
12/16	L	31	@ New York (62,694)	41
		393		402

## 1963 (4-10)

Tom Landry, Head Coach

Fifth place, Eastern Conference

9/14	L	7	St. Louis (36,432)	34
9/22	L	24	Cleveland (28,710)	41

270

9/29	L	17	@ Washington (40,101)	21
10/6	L	21	@ Philadelphia (60,671)	24
10/13	W	17	Detroit (27,264)	14
10/20	L	21	@ New York (62,889)	37
10/27	L	21	@ Pittsburgh (19,047)	27
11/3	W	35	Washington (18,838)	20
11/10	L	24	@ San Francisco (29,563)	31
11/17	W	27	Philadelphia (23,694)	20
11/24	L	17	@ Cleveland (55,096)	27
12/1	L	27	New York (29,653)	34
12/8	L	19	Pittsburgh (24,136)	24
12/15	W	28	@ St. Louis (12,695)	24
		305		378

## 1964 (5-8-1)

Tom Landry, Head Coach

Fifth place, Eastern Conference

9/12	L	6	St. Louis (36,605)	16
9/20	W	24	Washington (25,158)	18
9/27	L	17	@ Pittsburgh (35,594)	23
10/4	L	6	@ Cleveland (72,062)	27
10/11	T	13	New York (33,324)	13
10/18	L	16	Cleveland (37,456)	20
10/25	W	31	@ St. Louis (28,253)	13
11/1	W	24	@ Chicago (47,527)	10
11/8	W	31	@ New York (63,031)	21
11/15	L	14	Philadelphia (55,972)	17
11/22	L	16	@ Washington (49,219)	28
11/29	L	21	Green Bay (44,975)	45
12/6	L	14	@ Philadelphia (60,671)	24
12/13	W	17	Pittsburgh (35,271)	14
		250		289

## 1965 (7-7)

Tom Landry, Head Coach

Second place, Eastern Conference

9/19	W	31	New York (59,366)	2
9/26	W	27	Washington (61,577)	7
10/4	L	23	@ St. Louis (32,034)	20
10/10	L	14	Philadelphia (56,249)	35
10/17	L	17	@ Cleveland (80,451)	23
10/24	L	3	@ Green Bay (48,311)	13
10/31	L	13	@ Pittsburgh (37,804)	22
11/7	W	39	San Francisco (39,677)	31
11/14	W	24	Pittsburgh (57,293)	17
11/21	L	17	Cleveland (76,251)	24
11/28	L	31	@ Washington (50,205)	34
12/5	W	21	@ Philadelphia (54,714)	19
12/11	W	27	St. Louis (38,499)	13
12/19	W	38	@ New York (62,871)	20
		325		280

PLAYOFF BOWL GAME

(Miami)

1/9/66	L	3	Baltimore (65,569)	35
--------	---	---	--------------------	----

## 1966 (10-3-1)

Tom Landry, Head Coach

First place, Eastern Conference

9/18	W	52	New York (60,010)	7
9/25	W	28	Minnesota (64,116)	17
10/2	W	47	@ Atlanta (56,990)	14

**1966, cont.**

10/9	W	56	Philadelphia (69,372).....	7
10/16	T	10	@ St. Louis (50,673).....	10
10/23	L	21	@ Cleveland (84,721).....	30
10/30	W	52	Pittsburgh (58,453).....	21
11/6	L	23	@ Philadelphia (60,658).....	24
11/13	W	31	@ Washington (50,927).....	30
11/20	W	20	@ Pittsburgh (42,185).....	7
11/24	W	26	Cleveland (80,259).....	14
12/4	W	31	St. Louis (76,965).....	17
12/11	L	31	Washington (64,198).....	34
12/18	W	17	@ New York (62,735).....	7
		445		239

**1966 CHAMPIONSHIP GAME  
(Dallas)**

1/1/67	L	27	Green Bay (75,504).....	34
--------	---	----	-------------------------	----

**1967 (9-5)****Tom Landry, Head Coach  
First place, Capitol Division**

9/17	W	21	@ Cleveland (81,039).....	14
9/24	W	38	New York (66,209).....	24
10/1	L	13	Los Angeles (75,229).....	35
10/8	W	17	@ Washington (50,566).....	14
10/15	W	14	New Orleans (64,128).....	10
10/22	W	24	@ Pittsburgh (39,641).....	21
10/29	L	14	@ Philadelphia (60,740).....	21
11/5	W	37	Atlanta (54,751).....	7
11/12	W	27	@ New Orleans (83,437).....	10
11/19	L	20	Washington (75,538).....	27
11/23	W	46	St. Louis (68,787).....	21
12/3	L	17	@ Baltimore (60,238).....	23
12/10	W	38	Philadelphia (55,834).....	17
12/16	L	16	@ San Francisco (27,182).....	24
		342		268

**1967 EASTERN CHAMPIONSHIP GAME  
(Dallas)**

12/24	W	52	Cleveland (70,786).....	14
-------	---	----	-------------------------	----

**1967 CHAMPIONSHIP GAME  
(Green Bay)**

12/31	L	17	Green Bay (50,861).....	21
-------	---	----	-------------------------	----

**1968 (12-2)****Tom Landry, Head Coach  
First place, Capitol Division**

9/15	W	59	Detroit (61,382).....	13
9/22	W	28	Cleveland (68,733).....	7
9/29	W	45	@ Philadelphia (60,858).....	13
10/6	W	27	@ St. Louis (48,296).....	10
10/13	W	34	Philadelphia (72,083).....	14
10/20	W	20	@ Minnesota (47,644).....	7
10/28	L	17	Green Bay (74,604).....	28
11/3	W	17	@ New Orleans (84,728).....	3
11/10	L	21	New York (72,163).....	27
11/17	W	44	@ Washington (50,816).....	24
11/24	W	34	@ Chicago (46,667).....	3
11/28	W	29	Washington (66,076).....	20
12/8	W	28	Pittsburgh (55,069).....	7
12/15	W	28	@ New York (62,617).....	10
		431		186

**1968 EASTERN CHAMPIONSHIP GAME  
(Cleveland)**

12/21	L	20	Cleveland (81,497).....	31
-------	---	----	-------------------------	----

**PLAYOFF BOWL GAME  
(Miami)**

1/5/69	W	17	Minnesota (22,961).....	13
--------	---	----	-------------------------	----

**1969 (11-2-1)****Tom Landry, Head Coach  
First place, Capitol Division**

9/21	W	24	St. Louis (62,134).....	3
9/28	W	21	@ New Orleans (79,567).....	17
10/5	W	38	@ Philadelphia (60,658).....	7
10/12	W	24	@ Atlanta (54,833).....	17
10/19	W	49	Philadelphia (71,509).....	14
10/27	W	25	New York (58,964).....	3
11/2	L	10	@ Cleveland (84,850).....	42
11/9	W	33	New Orleans (68,282).....	17
11/16	W	41	@ Washington (50,474).....	28
11/23	L	23	@ Los Angeles (79,105).....	24
11/27	T	24	San Francisco (62,348).....	24
12/7	W	10	@ Pittsburgh (24,990).....	7
12/13	W	27	Baltimore (63,191).....	10
12/21	W	20	Washington (56,924).....	10
		369		233

**1969 EASTERN CHAMPIONSHIP GAME  
(Dallas)**

12/28	L	14	Cleveland (69,321).....	38
-------	---	----	-------------------------	----

**PLAYOFF BOWL GAME  
(Miami)**

1/3/70	L	0	Los Angeles (31,151).....	31
--------	---	---	---------------------------	----

**1970 (10-4)****Tom Landry, Head Coach  
First place, NFC East**

9/20	W	17	@ Philadelphia (59,728).....	7
9/27	W	28	N.Y. Giants (57,239).....	10
10/4	L	7	@ St. Louis (50,780).....	20
10/11	W	13	Atlanta (53,611).....	0
10/18	L	13	@ Minnesota (47,900).....	54
10/25	W	27	@ Kansas City (51,158).....	16
11/1	W	21	Philadelphia (55,736).....	17
11/8	L	20	@ N.Y. Giants (62,928).....	23
11/16	L	0	St. Louis (69,323).....	38
11/22	W	45	@ Washington (50,415).....	21
11/26	W	16	Green Bay (67,182).....	3
12/6	W	34	Washington (57,936).....	0
12/12	W	6	@ Cleveland (75,458).....	2
12/20	W	52	Houston (50,504).....	10
		299		221

**1970 DIVISIONAL PLAYOFF  
(Dallas)**

12/26	W	5	Detroit (73,167).....	0
-------	---	---	-----------------------	---

**1970 NFC CHAMPIONSHIP GAME  
(San Francisco)**

1/3/71	W	17	San Francisco (59,625).....	10
--------	---	----	-----------------------------	----

**SUPER BOWL V  
(Miami)**

1/17/71	L	13	Baltimore (80,055).....	16
---------	---	----	-------------------------	----

**1971 (11-3)****Tom Landry, Head Coach  
First place, NFC East**

9/19	W	49	@ Buffalo (46,206).....	37
9/26	W	42	@ Philadelphia (65,358).....	7
10/3	L	16	Washington (72,000).....	20
10/11	W	20	N.Y. Giants (68,378).....	13
10/17	L	14	@ New Orleans (83,088).....	24
10/24	W	44	New England (65,708).....	21
10/31	L	19	@ Chicago (55,049).....	23
11/7	W	16	@ St. Louis (50,486).....	13
11/14	W	20	Philadelphia (60,178).....	7
11/21	W	13	@ Washington (53,041).....	0

# THE HISTORY



<b>1971, Cont.</b>			
11/25	W	28	Los Angeles (66,595) .....21
12/4	W	52	N.Y. Jets (66,689) .....10
12/12	W	42	@ N.Y. Giants (62,815) .....14
12/18	W	31	St. Louis (66,672) .....12
		406	222

## 1971 DIVISIONAL PLAYOFF (Minnesota)

12/25	W	20	Minnesota (49,100) .....12
-------	---	----	----------------------------

## 1971 NFC CHAMPIONSHIP GAME (Dallas)

1/2/72	W	14	San Francisco (66,311) .....3
--------	---	----	-------------------------------

## SUPER BOWL VI (New Orleans)

1/16/72	W	24	Miami (81,035) .....3
---------	---	----	-----------------------

## 1972 (10-4)

### Tom Landry, Head Coach Second place, NFC East

9/17	W	28	Philadelphia (55,850) .....6
9/24	W	23	@ N.Y. Giants (62,725) .....14
10/1	L	13	@ Green Bay (47,103) .....16
10/8	W	17	Pittsburgh (65,682) .....13
10/15	W	21	@ Baltimore (58,992) .....0
10/22	L	20	@ Washington (53,039) .....24
10/30	W	28	Detroit (65,378) .....24
11/5	W	34	@ San Diego (54,476) .....28
11/12	W	33	St. Louis (65,218) .....24
11/19	W	28	@ Philadelphia (65,720) .....7
11/23	L	10	San Francisco (65,124) .....31
12/3	W	27	@ St. Louis (49,797) .....6
12/9	W	34	Washington (65,136) .....24
12/17	L	3	N.Y. Giants (64,602) .....23
		319	240

### 1972 DIVISIONAL PLAYOFF (San Francisco)

12/23	W	30	San Francisco (61,214) .....28
-------	---	----	--------------------------------

### 1972 NFC CHAMPIONSHIP GAME (Washington)

12/31	L	3	Washington (53,129) .....26
-------	---	---	-----------------------------

## 1973 (10-4)

### Tom Landry, Head Coach First place, NFC East

9/16	W	20	@ Chicago (55,701) .....17
9/24	W	40	New Orleans (53,972) .....3
9/30	W	45	St. Louis (64,815) .....10
10/8	L	7	@ Washington (54,314) .....14
10/14	L	31	@ Los Angeles (81,428) .....37
10/21	W	45	N.Y. Giants (64,898) .....28
10/28	L	16	@ Philadelphia (65,954) .....30
11/4	W	38	Cincinnati (58,802) .....10
11/11	W	23	@ N.Y. Giants (70,128) .....10
11/18	W	31	Philadelphia (61,985) .....10
11/22	L	7	Miami (64,100) .....14
12/2	W	22	@ Denver (51,706) .....10
12/9	W	27	Washington (64,458) .....7
12/16	W	30	@ St. Louis (43,946) .....3
		382	203

### 1973 DIVISIONAL PLAYOFF (Dallas)

12/23	W	27	Los Angeles (64,291) .....16
-------	---	----	------------------------------

### 1973 NFC CHAMPIONSHIP GAME (Dallas)

12/30	L	10	Minnesota (64,524) .....27
-------	---	----	----------------------------

## 1974 (8-6)

### Tom Landry, Head Coach Third place, NFC East

9/15	W	24	@ Atlanta (52,322) .....0
9/23	L	10	@ Philadelphia (64,088) .....13
9/29	L	6	N.Y. Giants (45,841) .....14
10/6	L	21	Minnesota (57,847) .....23
10/13	L	28	@ St. Louis (49,885) .....31
10/20	W	31	Philadelphia (43,586) .....24
10/27	W	21	@ N.Y. Giants (61,918) .....7
11/3	W	17	St. Louis (64,146) .....14
11/10	W	20	San Francisco (50,018) .....14
11/17	L	21	@ Washington (54,395) .....28
11/24	W	10	@ Houston (49,775) .....0
11/28	W	24	Washington (63,243) .....23
12/7	W	41	Cleveland (48,754) .....17
12/14	L	23	@ Oakland (45,850) .....27
		297	235

## 1975 (10-4)

### Tom Landry, Head Coach Second place, NFC East

9/21	W	18	Los Angeles (49,091) .....7
9/28	W	37	St. Louis (52,417)(OT) .....31
10/6	W	36	@ Detroit (79,784) .....10
10/12	W	13	@ N.Y. Giants (56,511) .....7
10/19	L	17	Green Bay (64,934) .....19
10/26	W	20	@ Philadelphia (64,889) .....17
11/2	L	24	@ Washington (55,004)(OT) .....30
11/10	L	31	Kansas City (63,539) .....34
11/16	W	34	@ New England (60,905) .....31
11/23	W	27	Philadelphia (57,893) .....17
11/30	W	14	N.Y. Giants (53,329) .....3
12/7	L	17	@ St. Louis (49,701) .....31
12/13	W	31	Washington (61,091) .....21
12/21	W	31	@ N.Y. Jets (37,279) .....21
		350	268

### 1975 DIVISIONAL PLAYOFF (Minnesota)

12/28	W	17	Minnesota (48,341) .....14
-------	---	----	----------------------------

### 1975 NFC CHAMPIONSHIP GAME (Los Angeles)

1/4/76	W	37	Los Angeles (84,483) .....7
--------	---	----	-----------------------------

### SUPER BOWL X (Miami)

1/18/76	L	17	Pittsburgh (80,187) .....21
---------	---	----	-----------------------------

## 1976 (11-3)

### Tom Landry, Head Coach First place, NFC East

9/12	W	27	Philadelphia (54,052) .....7
9/19	W	24	@ New Orleans (61,413) .....6
9/26	W	30	Baltimore (64,237) .....27
10/3	W	28	@ Seattle (62,027) .....13
10/10	W	24	@ N.Y. Giants (76,042) .....14
10/17	L	17	@ St. Louis (50,317) .....21
10/24	W	31	Chicago (61,346) .....21
10/31	W	20	@ Washington (55,004) .....7
11/7	W	9	N.Y. Giants (58,870) .....3
11/15	W	17	Buffalo (51,779) .....10
11/21	L	10	@ Atlanta (54,992) .....17
11/25	W	19	St. Louis (62,498) .....14
12/5	W	26	@ Philadelphia (55,072) .....7
12/12	L	14	Washington (59,916) .....27
		296	194

### 1976 DIVISIONAL PLAYOFF (Dallas)

12/19	L	12	Los Angeles (62,436) .....14
-------	---	----	------------------------------



**1977 (12-2)****Tom Landry, Head Coach  
First place, NFC East**

9/18	W	16	@ Minnesota (47,678)(OT).....	10
9/25	W	41	N.Y. Giants (64,215).....	21
10/2	W	23	Tampa Bay (55,316).....	7
10/9	W	30	@ St. Louis (50,129).....	24
10/16	W	34	Washington (62,115).....	16
10/23	W	16	@ Philadelphia (65,507).....	10
10/30	W	37	Detroit (63,160).....	0
11/6	W	24	@ N.Y. Giants (74,532).....	10
11/14	L	17	St. Louis (64,038).....	24
11/20	L	13	@ Pittsburgh (49,761).....	28
11/27	W	14	@ Washington (55,031).....	7
12/4	W	24	Philadelphia (60,289).....	14
12/12	W	42	@ San Francisco (55,848).....	35
12/18	W	14	Denver (63,752).....	6
		345		212

**1977 DIVISIONAL PLAYOFF  
(Dallas)**

12/26	W	37	Chicago (62,920).....	7
-------	---	----	-----------------------	---

**1977 NFC CHAMPIONSHIP GAME  
(Dallas)**

1/1/78	W	23	Minnesota (61,968).....	6
--------	---	----	-------------------------	---

**SUPER BOWL XII  
(New Orleans)**

1/15/78	W	27	Denver (76,400).....	10
---------	---	----	----------------------	----

**1978 (12-4)****Tom Landry, Head Coach  
First place, NFC East**

9/4	W	38	Baltimore (64,224).....	0
9/10	W	34	@ N.Y. Giants (73,265).....	24
9/17	L	14	@ Los Angeles (65,749).....	27
9/24	W	21	St. Louis (62,760).....	12
10/2	L	5	@ Washington (55,031).....	9
10/8	W	24	N.Y. Giants (63,420).....	3
10/15	W	24	@ St. Louis (48,991)(OT).....	21
10/22	W	14	Philadelphia (60,525).....	7
10/26	L	10	Minnesota (61,848).....	21
11/5	L	16	@ Miami (69,414).....	23
11/12	W	42	@ Green Bay (55,256).....	14
11/19	W	27	New Orleans (57,920).....	7
11/23	W	37	Washington (64,905).....	10
12/3	W	17	New England (63,263).....	10
12/10	W	31	@ Philadelphia (64,667).....	13
12/17	W	30	@ N.Y. Jets (52,532).....	7
		384		208

**1978 DIVISIONAL PLAYOFF  
(Dallas)**

12/30	W	27	Atlanta (60,338).....	20
-------	---	----	-----------------------	----

**1978 NFC CHAMPIONSHIP GAME  
(Los Angeles)**

1/7/79	W	28	Los Angeles (67,470).....	0
--------	---	----	---------------------------	---

**SUPER BOWL XIII  
(Miami)**

1/21/79	L	31	Pittsburgh (78,656).....	35
---------	---	----	--------------------------	----

**1979 (11-5)****Tom Landry, Head Coach  
First place, NFC East**

9/2	W	22	@ St. Louis (50,855).....	21
9/9	W	21	@ San Francisco (56,728).....	13
9/16	W	24	Chicago (64,056).....	20
9/24	L	7	@ Cleveland (80,123).....	26
9/30	W	38	Cincinnati (63,179).....	13
10/7	W	36	@ Minnesota (47,572).....	20

10/14	W	30	Los Angeles (64,462).....	6
10/21	W	22	St. Louis (64,300).....	13
10/28	L	3	@ Pittsburgh (50,199).....	14
11/4	W	16	@ N.Y. Giants (76,490).....	14
11/12	L	21	Philadelphia (62,417).....	31
11/18	L	20	@ Washington (55,031).....	34
11/22	L	24	Houston (63,897).....	30
12/2	W	28	N.Y. Giants (63,787).....	7
12/8	W	24	@ Philadelphia (71,434).....	17
12/16	W	35	Washington (62,867).....	34
		371		313

**1979 DIVISIONAL PLAYOFF  
(Dallas)**

12/30	L	19	Los Angeles (64,792).....	21
-------	---	----	---------------------------	----

**1980 (12-4)****Tom Landry, Head Coach  
Second place, NFC East**

9/8	W	17	@ Washington (55,045).....	3
9/14	L	20	@ Denver (74,919).....	41
9/21	W	28	Tampa Bay (62,750).....	17
9/28	W	28	@ Green Bay (54,776).....	7
10/5	W	24	N.Y. Giants (59,126).....	3
10/12	W	59	San Francisco (63,399).....	14
10/19	L	10	@ Philadelphia (70,696).....	17
10/26	W	42	San Diego (60,639).....	31
11/2	W	27	@ St. Louis (50,701).....	24
11/9	L	35	@ N.Y. Giants (68,343).....	38
11/16	W	31	St. Louis (52,567).....	21
11/23	W	14	Washington (58,809).....	10
11/27	W	51	Seattle (57,540).....	7
12/7	W	19	@ Oakland (53,194).....	13
12/15	L	14	@ Los Angeles (65,154).....	38
12/21	W	35	Philadelphia (62,548).....	27
		454		311

**1980 NFC WILD CARD GAME  
(Dallas)**

12/28	W	34	Los Angeles (64,533).....	13
-------	---	----	---------------------------	----

**1980 DIVISIONAL PLAYOFF  
(Atlanta)**

1/4/81	W	30	Atlanta (60,022).....	27
--------	---	----	-----------------------	----

**1980 NFC CHAMPIONSHIP GAME  
(Philadelphia)**

1/11/81	L	7	Philadelphia (70,696).....	20
---------	---	---	----------------------------	----

**1981 (12-4)****Tom Landry, Head Coach  
First place, NFC East**

9/6	W	26	@ Washington (55,045).....	10
9/13	W	30	St. Louis (63,602).....	17
9/21	W	35	@ New England (60,311).....	21
9/27	W	18	N.Y. Giants (63,449).....	10
10/4	L	17	@ St. Louis (49,777).....	20
10/11	L	14	@ San Francisco (57,574).....	45
10/18	W	29	Los Angeles (64,649).....	17
10/25	W	28	Miami (64,221).....	27
11/1	W	17	@ Philadelphia (72,111).....	14
11/9	W	27	Buffalo (62,583).....	14
11/15	L	24	@ Detroit (79,694).....	27
11/22	W	24	Washington (64,583).....	10
11/26	W	10	Chicago (63,499).....	9
12/6	W	37	@ Baltimore (54,871).....	13
12/13	W	21	Philadelphia (64,955).....	10
12/19	L	10	@ N.Y. Giants (73,009)(OT).....	13
		367		277

**1981 DIVISIONAL PLAYOFF  
(Dallas)**

1/2/82	W	38	Tampa Bay (64,848).....	0
--------	---	----	-------------------------	---

# THE HISTORY



1981, Cont.

## 1981 NFC CHAMPIONSHIP GAME (San Francisco)

1/10/82 L 27 San Francisco (60,525).....28

### 1982 (6-3)

**Tom Landry, Head Coach**  
**Second place, NFC**

9/13 L 28 Pittsburgh (63,431).....36  
9/19 W 24 @ St. Louis (50,705).....7

@ Minnesota-canceled  
N.Y. Giants-canceled  
Washington-canceled  
@ Philadelphia-canceled  
@ Cincinnati-canceled  
@ N.Y. Giants-canceled  
St. Louis-canceled  
@ San Francisco-canceled

11/21 W 14 Tampa Bay (49,578).....9  
11/25 W 31 Cleveland (46,267).....14  
12/5 W 24 @ Washington (54,633).....10  
12/13 W 37 @ Houston (51,808).....7  
12/19 W 21 New Orleans (64,506).....7  
12/26 L 20 Philadelphia (46,199).....24  
1/3/83 L 27 @ Minnesota (60,007).....31  
226 145

## 1982 SUPER BOWL TOURNAMENT (Dallas)

1/9/83 W 30 Tampa Bay (65,042).....17

## 1982 SUPER BOWL TOURNAMENT (Dallas)

1/16/83 W 37 Green Bay (63,972).....26

## 1982 NFC CHAMPIONSHIP GAME (Washington)

1/22/83 L 17 Washington (55,045).....31

### 1983 (12-4)

**Tom Landry, Head Coach**  
**Second place, NFC East**

9/5 W 31 @ Washington (55,045).....30  
9/11 W 34 @ St. Louis (48,532).....17  
9/18 W 28 N.Y. Giants (62,347).....13  
9/25 W 21 New Orleans (62,136).....20  
10/2 W 37 @ Minnesota (60,774).....24  
10/9 W 27 T. Bay (63,308)(OT).....24  
10/16 W 37 Philadelphia (63,070).....7  
10/23 L 38 L.A. Raiders (64,991).....40  
10/30 W 38 @ N.Y. Giants (76,142).....20  
11/6 W 27 @ Philadelphia (71,236).....20  
11/13 L 23 @ San Diego (46,192).....24  
11/20 W 41 Kansas City (64,103).....21  
11/24 W 35 St. Louis (60,764).....17  
12/4 W 35 @ Seattle (63,352).....10  
12/11 L 10 Washington (65,074).....31  
12/19 L 17 @ San Francisco (59,957).....42  
479 360

## 1983 NFC WILD CARD GAME (Dallas)

12/26 L 17 L.A. Rams (43,521).....24

### 1984 (9-7)

**Tom Landry, Head Coach**  
**Fourth place, NFC East**

9/3 W 20 @ L.A. Rams (65,403).....13  
9/9 L 7 @ N.Y. Giants (75,921).....28  
9/16 W 23 Philadelphia (64,521).....17  
9/23 W 20 Green Bay (64,222).....6  
9/30 W 23 @ Chicago (63,623).....14

10/7 L 20 St. Louis (61,438).....31  
10/14 L 14 @ Washington (55,431).....34  
10/21 W 30 N. Orleans (50,966)(OT).....27  
10/28 W 22 Indianapolis (58,724).....3  
11/4 L 7 N.Y. Giants (60,235).....19  
11/11 W 24 @St. Louis (48,721).....17  
11/18 L 3 @ Buffalo (74,391).....14  
11/22 W 20 New England (55,341).....17  
12/2 W 26 @ Philadelphia (66,322).....10  
12/9 L 28 Washington (64,296).....30  
12/17 L 21 @ Miami (74,139).....28  
308 308

### 1985 (10-6)

**Tom Landry, Head Coach**  
**First place, NFC East**

9/9 W 44 Washington (62,292).....14  
9/15 L 21 @ Detroit (72,985).....26  
9/22 W 20 Cleveland (61,456).....7  
9/29 W 17 @ Houston (49,686).....10  
10/6 W 30 @ N.Y. Giants (74,981).....29  
10/13 W 27 Pittsburgh (62,932).....13  
10/20 L 14 @ Philadelphia (70,114).....16  
10/27 W 24 Atlanta (57,941).....10  
11/4 L 10 @ St. Louis (49,347).....21  
11/10 W 13 @ Washington (55,750).....7  
11/17 L 0 Chicago (63,855).....44  
11/24 W 34 Philadelphia (54,047).....17  
11/28 W 35 St. Louis (54,125).....17  
12/8 L 24 @ Cincinnati (56,936).....50  
12/15 W 28 N.Y. Giants (62,310).....21  
12/22 L 16 @ San Francisco (60,114).....31  
357 333

## 1985 DIVISIONAL PLAYOFF (Los Angeles)

1/4/86 L 0 L.A. Rams (66,351).....20

### 1986 (7-9)

**Tom Landry, Head Coach**  
**Third place, NFC East**

9/8 W 31 N.Y. Giants (59,804).....28  
9/14 W 31 @ Detroit (73,812).....7  
9/21 L 35 Atlanta (62,880).....37  
9/29 W 31 @ St. Louis (49,077).....7  
10/5 L 14 @ Denver (76,082).....29  
10/12 W 30 Washington (63,264).....6  
10/19 W 17 @ Philadelphia (68,572).....14  
10/26 W 37 St. Louis (60,756).....6  
11/2 L 14 @ N.Y. Giants (74,871).....17  
11/9 L 13 L.A. Raiders (61,707).....17  
11/16 W 24 @ San Diego (55,622).....21  
11/23 L 14 @ Washington (55,642).....41  
11/27 L 14 Seattle (58,023).....31  
12/7 L 10 @ L.A. Rams (64,949).....29  
12/14 L 21 Philadelphia (46,117).....23  
12/21 L 10 Chicago (57,256).....24  
346 337

### 1987 (7-8)

**Tom Landry, Head Coach**  
**Second place, NFC East**

9/13 L 13 @ St. Louis (47,241).....24  
9/20 W 16 @ N.Y. Giants (73,426).....14  
9/27 Buffalo-canceled  
10/4 W 38 @ N.Y. Jets (12,370).....24  
10/11 W 41 Philadelphia (40,622).....22  
10/19 L 7 Washington (60,415).....13  
10/25 L 20 @ Philadelphia (61,630).....37  
11/2 W 33 N.Y. Giants (55,730).....24



## 1987, Cont.

11/8	L	17	@ Detroit (45,325).....	27
11/15	W	23	@ N. England (60,567)(OT).....	17
11/22	L	14	Miami (56,519).....	20
11/26	L	38	Minnesota (54,229)(OT).....	44
12/6	L	10	Atlanta (40,103).....	21
12/13	L	20	@ Washington (54,882).....	24
12/21	W	29	@ L.A. Rams (60,700).....	21
12/27	W	21	St. Louis (36,788).....	16
		340		348

## 1988 (3-13)

Tom Landry, Head Coach  
Fifth place, NFC East

9/4	L	21	@ Pittsburgh (56,813).....	24
9/12	W	17	@ Phoenix (67,139).....	14
9/18	L	10	N.Y. Giants (55,325).....	12
9/25	W	26	Atlanta (39,702).....	20
10/3	L	17	@ New Orleans (68,474).....	20
10/9	L	17	Washington (63,235).....	35
10/16	L	7	@ Chicago (64,759).....	17
10/23	L	23	@ Philadelphia (66,309).....	24
10/30	L	10	Phoenix (42,196).....	16
11/6	L	21	@ N.Y. Giants (75,826).....	29
11/13	L	3	Minnesota (57,830).....	43
11/20	L	24	Cincinnati (37,865).....	38
11/24	L	17	Houston (50,845).....	25
12/4	L	21	@ Cleveland (77,683).....	24
12/11	W	24	@ Washington (51,526).....	17
12/18	L	7	Philadelphia (46,131).....	23
		265		381

## 1989 (1-15)

Jimmy Johnson, Head Coach  
Fifth place, NFC East

9/10	L	0	@ New Orleans (66,977).....	28
9/17	L	21	@ Atlanta (55,285).....	27
9/24	L	7	Washington (63,200).....	30
10/1	L	13	N.Y. Giants (51,785).....	30
10/8	L	13	@ Green Bay (56,656).....	31
10/15	L	14	San Francisco (61,077).....	31
10/22	L	28	@ Kansas City (76,841).....	36
10/29	L	10	Phoenix (44,431).....	19
11/5	W	13	@ Washington (53,187).....	3
11/12	L	20	@ Phoenix (49,657).....	24
11/19	L	14	Miami (56,044).....	17
11/23	L	0	Philadelphia (54,444).....	27
12/3	L	31	L.A. Rams (46,100).....	35
12/10	L	10	@ Philadelphia (59,842).....	20
12/16	L	0	@ N.Y. Giants (72,141).....	15
12/24	L	10	Green Bay (41,265).....	20
		204		393

## 1990 (7-9)

Jimmy Johnson, Head Coach  
Fourth place, NFC East

9/9	W	17	San Diego (48,063).....	14
9/16	L	7	N.Y. Giants (61,090).....	28
9/23	L	15	@ Washington (53,804).....	19
9/30	L	17	@ N.Y. Giants (75,923).....	31
10/7	W	14	Tampa Bay (60,076).....	10
10/14	L	3	@ Phoenix (45,235).....	20
10/21	W	17	@ Tampa Bay (68,315).....	13
10/28	L	20	Philadelphia (62,605).....	21
11/4	L	9	@ N.Y. Jets (68,086).....	24
11/11	L	6	San Francisco (62,966).....	24
11/18	W	24	@ L.A. Rams (58,589).....	21
11/22	W	27	Washington (60,355).....	17
12/2	W	17	New Orleans (60,087).....	13

			— Bye —	
12/16	W	41	Phoenix (60,190).....	10
12/23	L	3	@ Philadelphia (63,895).....	17
12/30	L	7	@ Atlanta (50,097).....	26
		244		308

## 1991 (11-5)

Jimmy Johnson, Head Coach  
Second place, NFC East

9/1	W	26	@ Cleveland (78,860).....	14
9/9	L	31	Washington (63,025).....	33
9/15	L	0	Philadelphia (62,656).....	24
9/22	W	17	@ Phoenix (68,814).....	9
9/29	W	21	N.Y. Giants (64,010).....	16
10/6	W	20	@ Green Bay (53,695).....	17
10/13	W	35	Cincinnati (63,275).....	23
			— Bye —	
10/27	L	10	@ Detroit (74,906).....	34
11/3	W	27	Phoenix (61,190).....	7
11/10	L	23	@ Houston (63,001)(OT).....	26
11/17	L	9	@ N.Y. Giants (76,410).....	22
11/24	W	24	@ Washington (55,561).....	21
11/28	W	20	Pittsburgh (62,253).....	10
12/8	W	23	New Orleans (64,530).....	14
12/15	W	25	@ Philadelphia (65,854).....	13
12/22	W	31	Atlanta (60,962).....	27
		342		310

1991 FIRST ROUND PLAYOFFS  
(Chicago)

12/29	W	17	Chicago (62,594).....	13
-------	---	----	-----------------------	----

1991 DIVISIONAL PLAYOFFS  
(Detroit)

1/5/92	L	6	Detroit (78,290).....	38
--------	---	---	-----------------------	----

## 1992 (13-3)

Jimmy Johnson, Head Coach  
First place, NFC East

9/7	W	23	Washington (63,538).....	10
9/13	W	34	@ N.Y. Giants (76,430).....	28
9/20	W	31	Phoenix (62,575).....	20
			— Bye —	
10/5	L	7	@ Philadelphia (66,572).....	31
10/11	W	27	Seattle (62,311).....	0
10/18	W	17	Kansas City (64,115).....	10
10/25	W	28	@ L.A. Raiders (91,505).....	13
11/1	W	20	Philadelphia (65,012).....	10
11/8	W	37	@ Detroit (74,816).....	3
11/15	L	23	L.A. Rams (63,690).....	27
11/22	W	16	@ Phoenix (72,439).....	10
11/26	W	30	N.Y. Giants (62,416).....	3
12/6	W	31	@ Denver (74,946).....	27
12/13	L	17	@ Washington (56,437).....	20
12/21	W	41	@ Atlanta (67,036).....	17
12/27	W	27	Chicago (63,101).....	14
		409		243

1992 DIVISIONAL PLAYOFFS  
(Dallas)

1/10/93	W	34	Philadelphia (63,721).....	10
---------	---	----	----------------------------	----

1992 NFC CHAMPIONSHIP GAME  
(San Francisco)

1/17/93	W	30	San Francisco (64,920).....	20
---------	---	----	-----------------------------	----

SUPER BOWL XXVII  
(Pasadena)

1/31/93	W	52	Buffalo (98,374).....	17
---------	---	----	-----------------------	----

# THE HISTORY



## 1993 (12-4)

### Jimmy Johnson, Head Coach First Place, NFC East

9/6	L	16	@ Washington (56,345).....	35
9/12	L	10	Buffalo (63,226).....	13
9/19	W	17	@ Phoenix (73,025).....	10
9/26			— Bye —	
10/3	W	36	Green Bay (63,568).....	14
10/10	W	27	@ Indianapolis (60,453).....	3
10/17	W	26	San Francisco (65,099).....	17
10/24			— Bye —	
10/31	W	23	@ Philadelphia (61,912).....	10
11/7	W	31	N.Y. Giants (64,735).....	9
11/14	W	20	Phoenix (64,224).....	15
11/21	L	14	@ Atlanta (67,337).....	27
11/25	L	14	Miami (60,198).....	16
12/6	W	23	Philadelphia (64,521).....	17
12/12	W	37	@ Minnesota (63,321).....	20
12/18	W	28	@ N.Y. Jets (73,233).....	7
12/26	W	38	Washington (64,497).....	3
1/2/94	W	16	@ N.Y. Giants (77,356)(OT).....	13
		376		229

### 1993 DIVISIONAL PLAYOFFS (Dallas)

1/16/94	W	27	Green Bay (64,790).....	17
---------	---	----	-------------------------	----

### 1993 NFC CHAMPIONSHIP GAME (Dallas)

1/23/94	W	38	San Francisco (64,902).....	21
---------	---	----	-----------------------------	----

### SUPER BOWL XXVIII (Atlanta)

1/30/94	W	30	Buffalo (72,817).....	13
---------	---	----	-----------------------	----

## 1994 (12-4)

### Barry Switzer, Head Coach First Place, NFC East

9/4	W	26	@ Pittsburgh (60,156).....	9
9/11	W	20	Houston (64,402).....	17
9/19	L	17	Detroit (64,102)(OT).....	20
9/25			— Bye —	
10/2	W	34	@ Washington (55,394).....	7
10/9	W	38	Arizona (64,518).....	3
10/16	W	24	Philadelphia (64,703).....	13
10/23	W	28	@ Arizona (71,023).....	21
10/30	W	23	@ Cincinnati (57,096).....	20
11/7	W	38	N.Y. Giants (64,836).....	10
11/13	L	14	@ San Francisco (69,014).....	21
11/20	W	31	Washington (64,644).....	7
11/24	W	42	Green Bay (64,597).....	31
12/4	W	31	@ Philadelphia (65,947).....	19
12/10	L	14	Cleveland (64,826).....	19
12/19	W	24	@ New Orleans (67,323).....	16
12/24	L	10	@ N.Y. Giants (66,943).....	15
		414		248

### 1994 DIVISIONAL PLAYOFFS (Dallas)

1/8/95	W	35	Green Bay (64,745).....	9
--------	---	----	-------------------------	---

### 1994 NFC CHAMPIONSHIP GAME (San Francisco)

1/15/95	L	28	San Francisco (69,125).....	38
---------	---	----	-----------------------------	----

## 1995 (12-4)

### Barry Switzer, Head Coach First Place, NFC East

9/4	W	35	@ N.Y. Giants (77,454).....	0
9/10	W	31	Denver (64,578).....	21
9/17	W	23	@ Minnesota (60,088) (OT).....	17
9/24	W	34	Arizona (64,560).....	20

276

10/1	L	23	@ Washington (55,489).....	27
10/8	W	34	Green Bay (64,806).....	24
10/15	W	23	@ San Diego (62,664).....	9
10/22			— Bye —	
10/29	W	28	@ Atlanta (70,089).....	13
11/6	W	34	Philadelphia (64,876).....	12
11/12	L	20	San Francisco (65,180).....	38
11/19	W	34	@ Oakland (54,092).....	21
11/23	W	24	Kansas City (64,901).....	12
12/3	L	17	Washington (64,866).....	24
12/10	L	17	@ Philadelphia (66,198).....	20
12/17	W	21	N.Y. Giants (64,400).....	20
12/25	W	37	@ Arizona (72,394).....	13
		435		291

### 1995 DIVISIONAL PLAYOFFS (Dallas)

1/7/96	W	30	Philadelphia (64,371).....	11
--------	---	----	----------------------------	----

### 1995 NFC CHAMPIONSHIP GAME (Dallas)

1/14/96	W	38	Green Bay (65,135).....	27
---------	---	----	-------------------------	----

### SUPER BOWL XXX (Phoenix)

1/28/96	W	27	Pittsburgh (76,347).....	17
---------	---	----	--------------------------	----

## 1996 (10-6)

### Barry Switzer, Head Coach First Place, NFC East

9/2	L	6	@ Chicago (63,076).....	22
9/8	W	27	N.Y. Giants (63,069).....	0
9/15	L	24	Indianapolis (63,021).....	25
9/22	L	7	@ Buffalo (78,098).....	10
9/30	W	23	@ Philadelphia (67,201).....	19
10/6			— Bye —	
10/13	W	17	Arizona (64,096).....	3
10/20	W	32	Atlanta (64,091).....	28
10/27	W	29	@ Miami (75,283).....	10
11/3	L	21	Philadelphia (64,952).....	31
11/10	W	20	@ San Fran. (68,919) (OT).....	17
11/18	W	21	Green Bay (65,032).....	6
11/24	L	6	@ N.Y. Giants (77,081).....	20
11/28	W	21	Washington (64,955).....	10
12/8	W	10	@ Arizona (70,763).....	6
12/15	W	12	New England (64,578).....	6
12/22	L	10	@ Washington (56,454).....	37
		286		250

### 1996 NFC WILD CARD GAME (Dallas)

12/28	W	40	Minnesota (64,682).....	15
-------	---	----	-------------------------	----

### 1996 DIVISIONAL PLAYOFFS (Charlotte)

1/5/97	L	17	Carolina (72,808).....	26
--------	---	----	------------------------	----

## Preseason Results

### 1960 (1-5)

8/6	L	10	San Francisco @Seattle (22,000).....	16
8/13	L	13	St. Louis @San Antonio (14,000).....	20
8/19	L	10	Baltimore (40,000).....	14
8/27	W	14	New York @Louisville (10,663).....	3
9/4	L	14	Los Angeles @Pendleton (13,500).....	49
9/11	L	23	Green Bay @Minneapolis (20,121).....	28

### 1961 (2-3)

8/5	W	38	Minnesota @Sioux Falls (4,954).....	13
8/11	L	7	Green Bay (30,000).....	30
8/26	L	10	New York @Albuquerque (21,500).....	28
9/1	W	35	Baltimore @Norman (19,000).....	24
9/9	L	10	San Fran. @Sacramento (22,130).....	24

**1962 (0-5)**

8/10	L	7	Green Bay (54,500)	31
8/18	L	24	Detroit @Cleveland (77,683)	35
8/25	L	10	Baltimore @Roanoke (14,000)	24
9/1	L	7	San Fran. @Sacramento (20,000)	26
9/8	L	26	Minnesota @Atlanta (12,500)	45

**1963 (3-2)**

8/8	W	17	@ Los Angeles (70,675)	14
8/17	L	10	Green Bay (53,121)	31
8/24	L	17	Los Angeles @Portland (29,349)	20
8/30	W	37	San Fran. @Bakersfield (9,927)	24
9/7	W	27	Detroit @New Orleans (51,218)	17

**1964 (1-4)**

8/8	L	6	@ Los Angeles (57,450)	17
8/15	W	34	San Francisco @Portland (24,679)	23
8/22	L	16	Los Angeles @Portland (30,565)	25
8/29	L	3	Green Bay (60,057)	35
9/5	L	6	Chicago @New Orleans(35,000)	21

**1965 (2-3)**

8/17	L	0	@ Los Angeles (31,579)	9
8/21	L	7	San Francisco @Portland(24,837)	27
8/28	W	21	Green Bay (67,954)	12
9/3	L	17	Minnesota @Birmingham (41,500)	57
9/11	W	34	Chicago @Tulsa (33,525)	21

**1966 (5-0)**

8/7	W	24	@ San Francisco (28,899)	13
8/13	W	20	@ Los Angeles (44,217)	10
8/20	W	21	Green Bay (75,504)	3
8/27	W	20	Detroit @Tulsa (31,250)	10
9/2	W	28	Minnesota (58,316)	24

**1967 (2-3)**

8/12	L	6	@ Los Angeles (57,595)	20
8/20	W	30	@ San Francisco (31,212)	24
8/28	L	3	Green Bay (78,087)	20
9/2	W	30	@ Houston (53,125)	17
9/9	L	7	Baltimore (58,492)	33

**1968 (3-3)**

8/3	L	24	Chicago @Canton (14,578)	30
8/11	W	16	@ San Francisco (27,530)	14
8/17	W	42	@ Los Angeles (64,978)	10
8/24	L	27	Green Bay (72,014)	31
8/31	W	33	@ Houston (52,289)	19
9/7	L	10	Baltimore (69,520)	16

**1969 (4-2)**

8/8	L	17	@ Los Angeles (87,381)	24
8/17	W	20	@ San Francisco (33,894)	17
8/23	W	31	Green Bay (73,764)	13
8/28	W	14	@ Houston (55,310)	11
9/6	W	25	N.Y. Jets (74,771)	9
9/14	L	7	Baltimore (58,975)	23

**1970 (1-5)**

8/8	W	20	@ San Diego (39,392)	10
8/15	L	10	@ Los Angeles (64,646)	17
8/22	L	34	Green Bay (72,389)	35
8/29	L	21	@ Houston (46,548)	37
9/5	L	0	Kansas City (69,055)	13
9/13	L	21	N.Y. Jets (55,297)	29

**1971 (6-0)**

8/6	W	45	@ Los Angeles (87,187)	21
8/14	W	36	New Orleans (73,560)	21
8/20	W	16	Cleveland (69,099)	15
8/26	W	28	@ Houston (49,078)	20
9/3	W	27	@ Baltimore (22,291)	14
9/11	W	24	Kansas City (74,035)	17

**1972 (6-1)**

7/28	W	20	College All-Stars @ Chi. (54,162)	7
8/5	W	26	Houston (65,405)	24
8/12	W	27	@ Los Angeles (66,051)	13
8/19	W	30	@ New Orleans (81,070)	7
8/26	W	34	N.Y. Jets (65,386)	27
9/2	L	10	@ Kansas City (79,592)	20
9/9	W	16	Oakland (62,607)	10

**1973 (4-2)**

8/3	W	24	@ Los Angeles (75,461)	7
8/11	L	26	@ Oakland (53,723)	27
8/18	W	24	New Orleans (61,022)	14
8/23	L	24	@ Houston (46,942)	27
9/1	W	27	Kansas City (57,468)	16
9/6	W	26	Miami (61,378)	23

**1974 (3-3)**

8/3	L	7	@ Oakland (41,049)	27
8/10	W	13	@ Los Angeles (46,468)	6
8/17	W	19	Houston (53,148) (OT)	13
8/24	L	7	@ New Orleans (56,563)	16
8/31	W	25	Kansas City (43,492)	16
9/5	L	15	Pittsburgh (43,900)	41

**1975 (2-4)**

8/9	L	7	@ Los Angeles (62,843)	35
8/18	L	20	@ Kansas City (35,630)	26
8/23	L	13	Minnesota (45,395)	16
8/30	W	17	@ Houston (46,951)	14
9/5	L	20	Oakland (39,562)	31
9/13	W	17	Pittsburgh (43,186)	16

**1976 (3-3)**

7/31	L	14	@ Oakland (52,391)	17
8/7	L	14	@ Los Angeles (60,158)	26
8/14	L	9	Denver (54,567)	13
8/21	W	36	Detroit @Memphis (30,340)	16
8/28	W	20	Pittsburgh (64,264)	10
9/4	W	26	Houston (58,844) (OT)	20

**1977 (3-3)**

8/6	W	34	San Diego (59,504)	14
8/13	L	17	@ Seattle (58,789) (OT)	23
8/20	L	14	Miami (56,820)	20
8/27	W	23	Baltimore (54,835)	21
9/3	L	14	@ Houston (49,777)	23
9/8	W	30	Pittsburgh (49,824)	0

**1978 (3-1)**

8/5	W	41	San Francisco (63,736)	24
8/12	W	21	@ Denver (74,619)	14
8/19	L	13	Houston (62,242)	27
8/26	W	16	Pittsburgh (59,747)	13

**1979 (3-2)**

7/28	L	13	Oakland @Canton (20,648)	20
8/4	W	7	Denver (61,192)	6
8/12	L	17	@ Seattle (59,803)	27
8/18	W	16	Houston (62,803)	13
8/25	W	16	Pittsburgh (64,543)	14

**1980 (3-1)**

8/9	W	17	Green Bay (54,876)	14
8/16	W	19	@ Los Angeles (63,283)	16
8/23	W	20	Houston (63,658)	13
8/30	L	10	Pittsburgh (62,795)	31

**1981 (2-2)**

8/8	L	17	Green Bay (55,987)	21
8/15	L	21	@ Los Angeles (61,459)	33
8/22	W	24	Pittsburgh (63,504)	14
8/29	W	28	Houston (63,799)	20



<b>1982 (3-1)</b>		
8/14	L 10	Buffalo (48,612).....14
8/21	W 26	@ San Diego (49,182).....16
8/28	W 36	New England (50,113).....21
9/4	W 20	Houston (60,150).....14

<b>1983 (3-1)</b>		
8/6	W 20	Miami (46,826).....17
8/15	W 30	@ L.A. Rams (54,268).....7
8/20	L 7	Pittsburgh (62,164).....24
8/27	W 34	Houston (54,363).....31

<b>1984 (3-1)</b>		
8/4	W 31	Green Bay (43,371).....17
8/11	W 24	@ San Diego (50,740).....13
8/16	L 10	Pittsburgh (55,658).....20
8/25	W 31	Houston (53,877).....24

<b>1985 (4-0)</b>		
8/10	W 27	Green Bay (41,847).....3
8/17	W 27	@ San Diego (48,596) (OT).....24
8/26	W 15	Chicago (49,540).....13
8/31	W 20	Houston (53,812).....10

<b>1986 (0-5)</b>		
8/3	L 6	Chicago @London (82,699).....17
8/9	L 0	@ San Diego (47,744).....20
8/16	L 19	@ L.A. Rams (52,153).....24
8/22	L 28	Pittsburgh (54,299).....41
8/30	L 14	Houston (62,239).....17

<b>1987 (1-3)</b>		
8/15	L 0	@ San Diego (48,020).....29
8/22	W 13	@ San Francisco (57,598).....3
8/30	L 10	L.A. Raiders (46,666).....34
9/5	L 13	Houston (47,043).....18

<b>1988 (2-2)</b>		
8/6	L 21	@ San Diego (40,110).....24
8/13	W 27	@ L.A. Raiders (40,774).....17
8/22	W 17	Chicago (47,796).....9
8/27	L 10	Houston (48,400).....54

<b>1989 (3-1)</b>		
8/13	W 20	@ San Diego (45,203).....3
8/19	W 27	@ L.A. Raiders (32,358).....20
8/26	L 21	@ Denver (74,076) (OT).....24
9/2	W 30	Houston (63,582).....28

<b>1990 (1-3)</b>		
8/11	L 16	@ San Diego (42,221).....28
8/18	L 14	@ L.A. Raiders (28,273).....16
8/25	W 20	Pittsburgh (47,723).....9
9/1	L 6	Houston (55,499).....27

<b>1991 (2-2)</b>		
8/3	W 24	@ Kansas City (56,038).....14
8/12	L 12	L.A. Raiders (55,981).....17
8/18	L 20	@ Houston (53,314).....30
8/23	W 20	Atlanta (53,689) (OT).....17

<b>1992 (2-3)</b>		
8/2	L 23	Houston @Tokyo (51,058).....34
8/7	W 27	@Miami (50,803).....24
8/15	L 16	Houston (61,334).....17
8/22	W 17	Denver (61,485).....3
8/28	L 13	Chicago (60,218).....20

<b>1993 (1-3-1)</b>		
8/1	L 7	Minnesota (60,010).....13
8/8	T 13	Detroit @London (43,522) (OT).....13
8/14	W 13	L.A. Raiders (60,411).....7
8/21	L 20	Houston @San Antonio (63,285).....23
8/27	L 21	@ Chicago (56,181).....23

<b>1994 (2-3)</b>		
7/31	W 17	Minnesota (59,062).....9
8/7	L 19	L.A. Raiders (61,932).....27
8/15	L 0	Houston @Mexico City (112,376).....6
8/21	W 34	Denver (63,923).....10
8/25	L 10	@ New Orleans (57,281).....28

<b>1995 (2-3)</b>		
7/29	W 21	Buffalo (62,752).....15
8/5	L 14	Oakland (62,031).....27
8/12	L 7	Buffalo @Toronto (55,799).....9
8/21	L 17	@ Denver (72,451).....20
8/26	W 10	Houston @ San Antonio (52,512).....0

<b>1996 (2-3)</b>		
7/27	W 35	Oakland (61,524).....34
8/5	L 6	Kan. City @ Monterrey (45,128).....32
8/12	L 7	New England (57,874).....31
8/17	L 3	Denver (56,115).....20
8/24	W 24	Houston @ Orlando (44,296).....19

## All-Time Preseason Record (92-91-1)

Arizona	.....0-1	Miami	.....3-1
Atlanta	.....1-0	Minnesota	.....3-4
Baltimore	.....0-0	New England	.....1-1
Buffalo	.....1-2	New Orleans	.....3-2
Carolina	.....0-0	New York Giants	.....1-1
Chicago	.....3-5	New York Jets	.....2-1
Cincinnati	.....0-0	Oakland	.....5-11
Cleveland	.....1-0	Philadelphia	.....0-0
Denver	.....4-4	Pittsburgh	.....7-5
Detroit	.....3-1-1	St. Louis	.....9-11
Green Bay	.....6-9	San Diego	.....6-4
Houston	.....18-13	San Francisco	.....8-4
Indianapolis	.....3-5	Seattle	.....0-2
Jacksonville	.....0-0	Tampa Bay	.....0-0
Kansas City	.....4-4	Washington	.....0-0



## THE OPPONENTS

**Arizona Cardinals**  
 (Dallas Leads Series 46-22-1)

Year	Site	Winner-Score	Att.
1960	St. Louis	St. Louis, 12-10	23,128
1961	Dallas	St. Louis, 31-17	20,500
1961	St. Louis	St. Louis, 31-13	15,384
1962	Dallas	St. Louis, 28-24	16,027
1962	St. Louis	St. Louis, 55-20	14,201
1963	Dallas	St. Louis, 34-7	36,432
<b>1963</b>	<b>St. Louis</b>	<b>Dallas, 28-24</b>	<b>12,695</b>
1964	Dallas	St. Louis, 16-6	36,605
<b>1964</b>	<b>St. Louis</b>	<b>Dallas, 31-13</b>	<b>28,253</b>
1965	St. Louis	St. Louis, 20-13	32,034
<b>1965</b>	<b>Dallas</b>	<b>Dallas, 27-13</b>	<b>38,499</b>
1966	St. Louis	Tie, 10-10	50,673
<b>1966</b>	<b>Dallas</b>	<b>Dallas, 31-17</b>	<b>76,965</b>
<b>1967</b>	<b>Dallas</b>	<b>Dallas, 46-21</b>	<b>68,787</b>
<b>1968</b>	<b>Dallas</b>	<b>Dallas, 27-10</b>	<b>48,296</b>
<b>1969</b>	<b>Dallas</b>	<b>Dallas, 24-3</b>	<b>62,134</b>
1970	St. Louis	St. Louis, 20-7	50,780
1970	Dallas	St. Louis, 38-0	69,323
<b>1971</b>	<b>St. Louis</b>	<b>Dallas, 16-13</b>	<b>50,486</b>
<b>1971</b>	<b>Dallas</b>	<b>Dallas, 31-12</b>	<b>66,672</b>
<b>1972</b>	<b>Dallas</b>	<b>Dallas, 33-24</b>	<b>65,218</b>
<b>1972</b>	<b>St. Louis</b>	<b>Dallas, 27-6</b>	<b>49,787</b>
<b>1973</b>	<b>Dallas</b>	<b>Dallas, 45-10</b>	<b>64,729</b>
<b>1973</b>	<b>St. Louis</b>	<b>Dallas, 30-3</b>	<b>43,946</b>
1974	St. Louis	St. Louis, 31-28	49,885
<b>1974</b>	<b>Dallas</b>	<b>Dallas, 17-14</b>	<b>64,146</b>
<b>1975</b>	<b>Dallas</b>	<b>Dallas, 37-31</b>	<b>52,417</b>
1975	St. Louis	St. Louis, 31-17	49,701
1976	St. Louis	St. Louis, 21-17	50,317
<b>1976</b>	<b>Dallas</b>	<b>Dallas, 19-14</b>	<b>62,498</b>
<b>1977</b>	<b>St. Louis</b>	<b>Dallas, 30-24</b>	<b>50,129</b>
1977	Dallas	St. Louis, 24-17	64,038
<b>1978</b>	<b>Dallas</b>	<b>Dallas, 21-12</b>	<b>62,760</b>
<b>1978</b>	<b>St. Louis</b>	<b>Dallas, 24-21 (OT)</b>	<b>48,991</b>
<b>1979</b>	<b>St. Louis</b>	<b>Dallas, 22-21</b>	<b>50,855</b>
<b>1979</b>	<b>Dallas</b>	<b>Dallas, 22-13</b>	<b>64,300</b>
<b>1980</b>	<b>St. Louis</b>	<b>Dallas, 27-24</b>	<b>50,701</b>
<b>1980</b>	<b>Dallas</b>	<b>Dallas, 31-21</b>	<b>52,567</b>
<b>1981</b>	<b>Dallas</b>	<b>Dallas, 30-17</b>	<b>63,602</b>
1981	St. Louis	St. Louis, 20-17	49,777
<b>1982</b>	<b>St. Louis</b>	<b>Dallas, 24-7</b>	<b>50,705</b>
<b>1983</b>	<b>St. Louis</b>	<b>Dallas, 34-17</b>	<b>48,532</b>
<b>1983</b>	<b>Dallas</b>	<b>Dallas, 35-17</b>	<b>60,764</b>
1984	Dallas	St. Louis, 31-20	61,438
<b>1984</b>	<b>St. Louis</b>	<b>Dallas, 24-17</b>	<b>48,721</b>
1985	St. Louis	St. Louis, 21-10	49,347
<b>1985</b>	<b>Dallas</b>	<b>Dallas, 35-17</b>	<b>54,125</b>
<b>1986</b>	<b>St. Louis</b>	<b>Dallas, 31-7</b>	<b>49,077</b>
<b>1986</b>	<b>Dallas</b>	<b>Dallas, 37-6</b>	<b>60,756</b>
1987	St. Louis	St. Louis, 24-13	47,241
<b>1987</b>	<b>Dallas</b>	<b>Dallas, 21-16</b>	<b>36,788</b>
<b>1988</b>	<b>Phoenix</b>	<b>Dallas, 17-14</b>	<b>67,139</b>
1988	Dallas	Phoenix, 16-10	42,196
1989	Dallas	Phoenix, 19-10	44,431
1989	Phoenix	Phoenix, 24-20	49,657
1990	Phoenix	Phoenix, 20-3	45,235
<b>1990</b>	<b>Dallas</b>	<b>Dallas, 41-10</b>	<b>60,190</b>
<b>1991</b>	<b>Phoenix</b>	<b>Dallas, 17-9</b>	<b>68,814</b>
<b>1991</b>	<b>Dallas</b>	<b>Dallas, 27-7</b>	<b>61,190</b>
<b>1992</b>	<b>Dallas</b>	<b>Dallas, 31-20</b>	<b>62,575</b>
<b>1992</b>	<b>Phoenix</b>	<b>Dallas, 16-10</b>	<b>72,439</b>
<b>1993</b>	<b>Phoenix</b>	<b>Dallas, 17-10</b>	<b>73,025</b>
<b>1993</b>	<b>Dallas</b>	<b>Dallas, 20-15</b>	<b>64,224</b>
<b>1994</b>	<b>Dallas</b>	<b>Dallas, 38-3</b>	<b>64,518</b>
<b>1994</b>	<b>Arizona</b>	<b>Dallas, 28-21</b>	<b>71,023</b>

Continued

## Arizona Cardinals Cont.

1995	Dallas	Dallas, 34-20	64,560
1995	Arizona	Dallas, 37-13	72,394
1996	Dallas	Dallas, 17-3	64,096
1996	Arizona	Dallas, 10-6	70,763

 1997 Sept. 7 at Arizona  
 1997 Nov. 9 at Dallas

## ARIZONA CARDINALS

'96 Results (7-9)		'97 Schedule	
13	@ Indianapolis	20	Aug. 31 @ Cincinnati
10	Miami	38	Sept. 7 Dallas
0	@ New England	31	Sept. 14 @ Wash.
28	@ New Orleans	14	Sept. 21 Open
31	St. Louis (OT)	28	Sept. 28 @ Tampa Bay
3	@ Dallas	17	Oct. 5 Minnesota
13	Tampa Bay	9	Oct. 12 N.Y. Giants
21	N.Y. Jets	31	Oct. 19 @ Philadelphia
8	@ N.Y. Giants	16	Oct. 26 Houston
37	@ Wash. (OT)	34	Nov. 2 Philadelphia
31	N.Y. Giants	23	Nov. 9 @ Dallas
36	Philadelphia	30	Nov. 16 @ N.Y. Giants
17	@ Minnesota	41	Nov. 23 @ Baltimore
6	Dallas	10	Nov. 30 Pittsburgh
27	Washington	26	Dec. 7 Washington
19	@ Phil.	29	Dec. 14 @ New Orleans
300		397	Dec. 21 Atlanta

**Atlanta Falcons**  
 (Dallas Leads Series, 13-6)

Year	Site	Winner-Score	Att.
1966	Atlanta	Dallas, 47-14	56,990
1967	Dallas	Dallas, 37-7	54,751
1969	Atlanta	Dallas, 24-17	54,833
1970	Dallas	Dallas, 13-0	53,611
1974	Atlanta	Dallas, 24-0	52,322
1976	Atlanta	Atlanta, 17-10	54,972
<b>1978*</b>	<b>Dallas</b>	<b>Dallas, 27-20</b>	<b>60,388</b>
<b>1980*</b>	<b>Atlanta</b>	<b>Dallas, 30-27</b>	<b>60,022</b>
<b>1985</b>	<b>Dallas</b>	<b>Dallas, 24-10</b>	<b>57,941</b>
1986	Dallas	Atlanta, 37-35	62,880
1987	Dallas	Atlanta, 21-10	40,103
<b>1988</b>	<b>Dallas</b>	<b>Dallas, 26-20</b>	<b>39,702</b>
1989	Atlanta	Atlanta, 27-21	55,285
1990	Atlanta	Atlanta, 26-7	50,097
<b>1991</b>	<b>Dallas</b>	<b>Dallas, 31-27</b>	<b>60,962</b>
<b>1992</b>	<b>Atlanta</b>	<b>Dallas, 41-17</b>	<b>67,036</b>
1993	Atlanta	Atlanta, 27-14	67,337
<b>1995</b>	<b>Atlanta</b>	<b>Dallas, 28-13</b>	<b>70,089</b>
<b>1996</b>	<b>Dallas</b>	<b>Dallas, 32-28</b>	<b>64,091</b>

\*NFC Divisional Playoffs

**Baltimore Ravens**  
 (Series Tied, 0-0)

**Buffalo Bills**  
 (Dallas Leads Series, 5-3)

Year	Site	Winner-Score	Att.
1971	Buffalo	Dallas, 49-37	46,206
1976	Dallas	Dallas, 17-10	51,779
<b>1981</b>	<b>Dallas</b>	<b>Dallas, 27-14</b>	<b>62,583</b>
1984	Buffalo	Buffalo, 14-3	74,391

Continued

## THE HISTORY



### Buffalo Bills Cont.

1992*	Pasadena	Dallas, 52-17	98,374
1993	Dallas	Buffalo, 13-10	63,226
1993**	Atlanta	Dallas, 30-13	72,817
1996	Buffalo	Buffalo, 10-7	78,098

\*Super Bowl XXVII, Jan. 31, 1993

\*\*Super Bowl XXVIII, Jan. 30, 1994

## Carolina Panthers (Carolina Leads Series 1-0)

Year	Site	Winner-Score	Att.
1996*	Carolina	Carolina, 26-17	72,808

1997 Dec. 8 at Dallas

\*NFC Divisional Playoffs

### CAROLINA PANTHERS

'96 Results (12-4)		'97 Schedule	
29	Atlanta	6	Aug. 31 Washington
22	@ New Orleans	20	Sept. 7 @ Atlanta
23	San Francisco	7	Sept. 14 @ San Diego
14	@ Jacksonville	24	Sept. 21 Kansas City
12	@ Minnesota	14	Sept. 29 San Francisco
45	St. Louis	13	Oct. 5 Open
19	New Orleans	7	Oct. 12 @ Minnesota
9	@ Phil.	20	Oct. 19 @ New Orleans
17	@ Atlanta	20	Oct. 26 Atlanta
27	N.Y. Giants	17	Nov. 2 Oakland
20	@ St. Louis	10	Nov. 9 @ Denver
31	@ Houston	6	Nov. 16 @ San Fran.
24	Tampa Bay	0	Nov. 23 @ St. Louis
30	@ San Francisco	24	Nov. 30 New Orleans
27	Baltimore	16	Dec. 8 @ Dallas
18	Pittsburgh	14	Dec. 14 Green Bay
367		218	Dec. 20 St. Louis

## Chicago Bears

(Dallas Leads Series, 10-7)

Year	Site	Winner-Score	Att.
1960	Chicago	Chicago, 17-7	39,951
1962	Dallas	Chicago, 34-33	12,692
1964	Chicago	Dallas, 24-10	47,527
1968	Chicago	Dallas, 34-3	46,667
1971	Chicago	Chicago, 23-19	55,049
1973	Chicago	Dallas, 20-17	55,701
1976	Dallas	Dallas, 31-21	61,346
1977*	Dallas	Dallas, 37-7	62,920
1979	Dallas	Dallas, 24-20	64,056
1981	Dallas	Dallas, 10-9	63,499
1984	Chicago	Dallas, 23-14	63,623
1985	Dallas	Chicago, 44-0	63,855
1986	Dallas	Chicago, 24-10	57,256
1988	Chicago	Chicago, 17-7	64,759
1991**	Chicago	Dallas, 17-13	62,594
1992	Dallas	Dallas, 27-14	63,101
1996	Chicago	Chicago, 22-6	63,076

1997 Sept. 28 at Dallas

\*NFC Divisional Playoffs

\*\*NFC First-Round Playoffs



Continued

### CHICAGO BEARS

'96 Results (7-9)		'97 Schedule	
22	Dallas	6	Sept. 1 @ Green Bay
3	@ Washington	10	Sept. 7 Minnesota
14	Minnesota	20	Sept. 14 Detroit
16	@ Detroit	35	Sept. 21 @New Eng.
19	Oakland	17	Sept. 28 @ Dallas
6	Green Bay	37	Oct. 5 New Orleans
24	@ N. Orleans	27	Oct. 12 Green Bay
15	@ Minnesota	13	Oct. 19 Open
13	Tampa Bay	10	Oct. 26 @ Miami
12	@ Denver	17	Nov. 2 Washington
10	@ Kansas City	14	Nov. 9 @ Minnesota
31	Detroit	14	Nov. 16 N.Y. Jets
17	@ Green Bay	28	Nov. 23 Tampa Bay
35	St. Louis	9	Nov. 27 @ Detroit
27	San Diego	14	Dec. 7 Buffalo
19	@ Tampa Bay	34	Dec. 14 @ St. Louis
283		305	Dec. 21 @ Tampa Bay

## Cincinnati Bengals (Dallas Leads Series, 4-2)

Year	Site	Winner-Score	Att.
1973	Dallas	Dallas, 38-10	58,802
1979	Dallas	Dallas, 38-13	63,179
1985	Cincinnati	Cincinnati, 50-24	56,936
1988	Dallas	Cincinnati, 38-24	37,865
1991	Dallas	Dallas, 35-23	63,275
1994	Cincinnati	Dallas, 23-20	57,096

1997 Dec. 14 at Cincinnati

### CINCINNATI BENGALS

'96 Results (8-8)		'97 Schedule	
16	@ St. Louis	26	Aug. 31 Arizona
14	@ San Diego	27	Sept. 7 @ Baltimore
30	New Orleans	15	Sept. 14 Open
10	Denver	14	Sept. 21 @ Denver
27	Houston (OT)	30	Sept. 28 N.Y. Jets
10	@ Pittsburgh	20	Oct. 5 @ Jacksonville
21	@ San Francisco	28	Oct. 12 @ Houston
28	Jacksonville	21	Oct. 19 Pittsburgh
24	@ Baltimore	21	Oct. 26 @ N.Y. Giants
34	Pittsburgh	24	Nov. 2 San Diego
17	@ Buffalo	31	Nov. 9 Indianapolis
41	Atlanta	31	Nov. 16 @ Pittsburgh
27	@ Jacksonville	30	Nov. 23 Jacksonville
21	Baltimore	14	Nov. 30 @ Philadelphia
21	@ Houston	13	Dec. 4 Houston
31	Indianapolis	24	Dec. 14 Dallas
372		369	Dec. 21 Baltimore

## Cleveland Browns

(Cleveland Leads Series, 17-10)

Year	Site	Winner-Score	Att.
1960	Dallas	Cleve., 48-7	28,500
1961	Cleveland	Cleve., 25-7	43,638
1961	Dallas	Cleve., 38-17	23,500
1962	Cleveland	Cleve., 19-10	40,040
1962	Dallas	Dallas, 45-21	24,226
1963	Dallas	Cleve., 41-24	28,710
1963	Cleveland	Cleve., 27-17	55,096
1964	Cleveland	Cleve., 27-6	72,062
1964	Dallas	Cleve., 20-16	37,456

Continued



**Cleveland Browns, Cont.**

1965	Cleveland	Cleve., 23-17	80,451
1965	Dallas	Cleve., 24-17	76,251
1966	Cleveland	Cleve., 30-21	84,721
1966	Dallas	Dallas, 26-14	80,259
1967	Cleveland	Dallas, 21-14	81,039
1967*	Dallas	Dallas, 52-14	70,786
1968	Dallas	Dallas, 28-7	68,733
1968*	Cleveland	Cleve., 31-20	81,497
1969	Cleveland	Cleve., 42-10	84,850
1969*	Dallas	Cleve., 38-14	69,321
1970	Cleveland	Dallas, 6-2	75,458
1974	Dallas	Dallas, 41-17	48,754
1979	Cleveland	Cleve., 26-7	80,123
1982	Dallas	Dallas, 31-14	46,267
1985	Dallas	Dallas, 20-7	61,456
1988	Cleveland	Cleve., 24-21	77,683
1991	Cleveland	Dallas, 26-14	78,860
1994	Dallas	Cleve., 19-14	64,826

\*Eastern Conference Championship Game

### Denver Broncos

(Dallas Leads Series, 5-2)

Year	Site	Winner-Score	Att.
1973	Denver	Dallas, 22-10	51,706
1977	Dallas	Dallas, 14-6	63,752
1978*	N. Orleans	Dallas, 27-10	76,400
1980	Denver	Denver, 41-20	74,919
1986	Denver	Denver, 29-14	76,082
1992	Denver	Dallas, 31-27	74,946
1995	Dallas	Dallas, 31-21	64,578

\*Super Bowl XII, Jan. 15, 1978

### Detroit Lions

(Dallas Leads Series, 8-7)

Year	Site	Winner-Score	Att.
1960	Detroit	Detroit, 23-14	43,272
1963	Dallas	Dallas, 17-14	27,262
1968	Dallas	Dallas, 59-13	61,382
1970*	Dallas	Dallas, 5-0	73,167
1972	Dallas	Dallas, 28-24	65,378
1975	Detroit	Dallas, 36-10	79,784
1977	Dallas	Dallas, 37-0	63,160
1981	Detroit	Detroit, 27-24	79,694
1985	Detroit	Detroit, 26-21	72,985
1986	Detroit	Dallas, 31-7	73,812
1987	Detroit	Detroit, 27-17	45,325
1991	Detroit	Detroit, 34-10	74,906
1991*	Detroit	Detroit, 38-6	78,290
1992	Detroit	Dallas, 37-3	74,816
1994	Dallas	Dallas, 20-17 (OT)	64,102

\*NFC Divisional Playoffs



### Green Bay Packers

(Dallas Leads Series, 13-10)

Year	Site	Winner-Score	Att.
1960	Gr. Bay	Green Bay, 41-7	32,294
1964	Dallas	Green Bay, 45-21	44,975
1965	Milwau.	Green Bay, 13-3	48,311
1966*	Dallas	Green Bay, 34-27	75,504
1967*	Gr. Bay	Green Bay, 21-17	50,861
1968	Dallas	Green Bay, 28-17	74,604
1970	Dallas	Dallas, 16-3	67,182
1972	Milwau.	Green Bay, 16-14	47,103
1975	Dallas	Green Bay, 19-17	64,934
1978	Milwau.	Dallas, 42-14	55,256
1980	Milwau.	Dallas, 28-7	54,776
1982**	Dallas	Dallas, 37-26	63,972
1984	Dallas	Dallas, 20-6	64,222
1989	Gr. Bay	Green Bay, 31-13	56,656
1989	Dallas	Green Bay, 20-10	41,265
1991	Milwau.	Dallas, 20-17	53,695
1993	Dallas	Dallas, 36-14	63,568
1993S	Dallas	Dallas, 27-17	64,790
1994	Dallas	Dallas, 42-31	64,597
1994S	Dallas	Dallas, 35-9	64,745
1995	Dallas	Dallas, 34-24	64,806
1995#	Dallas	Dallas, 38-27	65,135
1996	Dallas	Dallas, 21-6	65,032

1997 Nov. 23 at Green Bay

SNFC Divisional Playoffs

#NFC Championship Game

\*NFL Championship Game

\*\*Super Bowl Tournament

## GREEN BAY PACKERS

'96 Results (13-3)		'97 Schedule	
34	@ Tampa Bay	3	Sept. 1 Chicago
39	Philadelphia	13	Sept. 7 @ Philadelphia
42	San Diego	10	Sept. 14 Miami
21	@ Minnesota	30	Sept. 21 Minnesota
31	@ Seattle	10	Sept. 28 @ Detroit
37	@ Chicago	6	Oct. 5 Tampa Bay
23	San Fran. (OT)	20	Oct. 12 @ Chicago
13	Tampa Bay	7	Oct. 19 Open
28	Detroit	18	Oct. 27 @ New Eng.
20	@ Kansas City	27	Nov. 2 Detroit
6	@ Dallas	21	Nov. 9 St. Louis
24	@ St. Louis	9	Nov. 16 @ Indianapolis
28	Chicago	17	Nov. 23 Dallas
41	Denver	6	Dec. 1 @ Minnesota
31	@ Detroit	3	Dec. 7 @ Tampa Bay
38	Minnesota	10	Dec. 14 @ Carolina
456		210	Dec. 20 Buffalo

### Houston Oilers

(Dallas Leads Series, 5-3)

Year	Site	Winner-Score	Att.
1970	Dallas	Dallas, 52-10	50,504
1974	Houston	Dallas, 10-0	49,775
1979	Dallas	Houston, 30-24	63,897
1982	Houston	Dallas, 37-7	51,808
1985	Houston	Dallas, 17-10	49,686
1988	Dallas	Houston, 25-17	50,845
1991	Houston	Houston, 26-23 (OT)	63,001
1994	Dallas	Dallas, 20-17	64,402

1997 Nov. 27 at Dallas

Continued



## HOUSTON OILERS

'96 Results (8-8)		'97 Schedule	
19	Kansas City	20	Aug. 31 Oakland
34	@ Jacksonville	27	Sept. 7 @ Miami
29	Baltimore	13	Sept. 14 Open
16	@ Pittsburgh	30	Sept. 21 Baltimore
30	@ Cincinnati (OT)	27	Sept. 28 @ Pittsburgh
23	@ Atlanta	13	Oct. 5 @ Seattle
23	Pittsburgh	13	Oct. 12 Cincinnati
9	San Francisco	10	Oct. 19 Washington
16	@ Seattle	23	Oct. 26 @ Arizona
31	@ New Orleans	14	Nov. 2 Jacksonville
20	Miami	23	Nov. 9 N.Y. Giants
6	Carolina	31	Nov. 16 @ Jacksonville
35	@ N.Y. Jets	10	Nov. 23 Buffalo
17	Jacksonville	23	Nov. 27 @ Dallas
13	Cincinnati	21	Dec. 4 @ Cincinnati
24	@ Baltimore	21	Dec. 14 @ Baltimore
345		319	Dec. 21 Pittsburgh

Indianapolis Colts  
(Dallas Leads Series, 7-4)

Year	Site	Winner-Score	Att.
1960	Dallas	Baltimore, 45-7	25,500
1967	Baltimore	Baltimore, 23-17	60,238
1969	Dallas	Dallas, 27-10	63,191
1970*	Miami	Baltimore, 16-13	80,055
1972	Baltimore	Dallas, 21-0	58,992
1976	Dallas	Dallas, 30-27	64,237
1978	Dallas	Dallas, 38-0	64,224
1981	Baltimore	Dallas, 37-13	54,871
1984	Dallas	Dallas, 22-3	58,724
1993	Indianapolis	Dallas, 27-3	60,453
1996	Dallas	Indianapolis, 25-24	63,021

\*Super Bowl V, Jan. 17, 1971

Jacksonville Jaguars  
(Series Tied, 0-0)

1997 Oct. 19 at Dallas

## JACKSONVILLE JAGUARS

'96 Results (9-7)		'97 Schedule	
24	Pittsburgh	9	Aug. 31 @ Baltimore
27	Houston	34	Sept. 7 N.Y. Giants
3	@ Oakland	17	Sept. 14 Open
25	@ N.E. (OT)	28	Sept. 22 Pittsburgh
24	Carolina	14	Sept. 28 @ Wash.
13	@ New Orleans	17	Oct. 5 Cincinnati
21	N.Y. Jets	17	Oct. 12 Philadelphia
14	@ St. Louis	17	Oct. 19 @ Dallas
21	@ Cincinnati	28	Oct. 26 @ Pittsburgh
30	Baltimore	27	Nov. 2 @ Houston
3	@ Pittsburgh	28	Nov. 9 Kansas City
28	@ Balt. (OT)	25	Nov. 16 Houston
30	Cincinnati	27	Nov. 23 @ Cincinnati
23	@ Houston	17	Nov. 30 Baltimore
20	Seattle	13	Dec. 7 New England
19	Atlanta	17	Dec. 14 @ Buffalo
325		335	Dec. 21 @ Oakland

Kansas City Chiefs  
(Dallas Leads Series, 4-2)

Year	Site	Winner-Score	Att.
1970	Kan. City	Dallas, 27-16	51,158
1975	Dallas	Kansas City, 34-31	63,539
1983	Dallas	Dallas, 41-21	64,103
1989	Kan. City	Kansas City, 36-28	76,841
1992	Dallas	Dallas, 17-10	64,115
1995	Dallas	Dallas, 24-12	64,901

Miami Dolphins  
(Miami Leads Series, 6-3)

Year	Site	Winner-Score	Att.
1971*	N. Orleans	Dallas, 24-3	81,035
1973	Dallas	Miami, 14-7	64,100
1978	Miami	Miami, 23-16	69,414
1981	Dallas	Dallas, 28-27	64,221
1984	Miami	Miami, 28-21	74,139
1987	Dallas	Miami, 20-14	56,519
1989	Dallas	Miami, 17-14	56,044
1993	Dallas	Miami, 16-14	60,198
1996	Miami	Dallas, 29-10	75,283

\*Super Bowl VI, Jan. 16, 1972

Minnesota Vikings  
(Dallas Leads Series, 13-7)

Year	Site	Winner-Score	Att.
1961	Dallas	Dallas, 21-7	20,500
1961	Minn.	Dallas, 28-0	33,070
1966	Dallas	Dallas, 28-17	64,116
1968	Dallas	Dallas, 20-7	47,644
1970	Minn.	Minn., 54-13	47,900
1971*	Minn.	Dallas, 20-12	49,100
1973**	Dallas	Minn., 27-10	64,524
1974	Dallas	Minn., 23-21	57,847
1975*	Minn.	Dallas, 17-14	48,341
1977	Minn.	Dallas, 16-10 (OT)	47,678
1977**	Dallas	Dallas, 23-6	61,968
1978	Dallas	Minn., 21-10	61,848
1979	Minn.	Dallas, 36-20	47,572
1982	Minn.	Minn., 31-27	60,007
1983	Minn.	Dallas, 37-24	60,774
1987	Dallas	Minn., 44-38 (OT)	54,229
1988	Dallas	Minn., 43-3	57,830
1993	Minn.	Dallas, 37-20	63,321
1995	Minn.	Dallas, 23-17 (OT)	60,088
1996S	Dallas	Dallas, 40-15	64,682

\*NFC Wild Card Game

\*\*NFC Divisional Playoff Game

\*NFC Championship Game

New England Patriots  
(Dallas Leads Series, 7-0)

Year	Site	Winner-Score	Att.
1971	Dallas	Dallas, 44-21	65,708
1975	N. Eng.	Dallas, 34-31	60,905
1978	Dallas	Dallas, 17-10	63,263
1981	N. Eng.	Dallas, 35-21	60,311
1984	Dallas	Dallas, 20-17	55,341
1987	N. Eng.	Dallas, 23-17 (OT)	60,567
1996	Dallas	Dallas, 12-6	64,578

COWBOYS



### New Orleans Saints (Dallas Leads Series, 14-3)

Year	Site	Winner-Score	Att.
1967	Dallas	Dallas, 14-10	52,562
1967	N.O.	Dallas, 27-10	83,437
1968	N.O.	Dallas, 17-3	84,728
1969	N.O.	Dallas, 21-17	79,567
1969	Dallas	Dallas, 33-17	68,282
1971	N.O.	N.O., 24-14	83,088
1973	Dallas	Dallas, 40-3	53,972
1976	N.O.	Dallas, 24-6	61,413
1978	Dallas	Dallas, 27-7	57,920
1982	Dallas	Dallas, 21-7	64,506
1983	Dallas	Dallas, 21-20	62,136
1984	Dallas	Dallas, 30-27 (OT)	50,966
1988	N.O.	N.O., 20-17	68,474
1989	N.O.	N.O., 28-0	66,977
1990	Dallas	Dallas, 17-13	60,087
1991	Dallas	Dallas, 23-14	64,530
1994	N.O.	Dallas, 24-16	67,323

### New York Giants (Dallas Leads Series, 44-23-2)

Year	Site	Winner-Score	Att.
1960	New York	Tie, 31-31	55,033
1961	Dallas	New York, 31-10	41,500
1961	New York	Dallas, 17-16	60,254
1962	Dallas	New York, 41-10	45,668
1962	New York	New York, 41-31	62,694
1963	New York	New York, 37-21	62,889
1963	Dallas	New York, 34-27	29,635
1964	Dallas	Tie, 13-13	33,225
1964	New York	Dallas, 31-21	63,031
1965	Dallas	Dallas, 31-2	59,366
1965	New York	Dallas, 38-20	62,871
1966	Dallas	Dallas, 52-7	60,010
1966	New York	Dallas, 17-7	62,735
1967	Dallas	Dallas, 38-24	66,209
1968	Dallas	New York, 27-21	72,163
1968	New York	Dallas, 28-10	62,617
1969	Dallas	Dallas, 25-3	58,964
1970	Dallas	Dallas, 28-10	57,236
1970	New York	New York, 23-20	62,938
1971	Dallas	Dallas, 20-13	68,378
1971	New York	Dallas, 42-14	62,815
1972	New York	Dallas, 23-14	62,725
1972	Dallas	New York, 23-3	64,602
1973	Dallas	Dallas, 45-28	64,898
1973	N. Haven	Dallas, 23-10	70,128
1974	Dallas	New York, 14-6	46,353
1974	N. Haven	Dallas, 21-7	61,191
1975	New York	Dallas, 13-7	56,511
1975	Dallas	Dallas, 14-3	53,329
1976	New York	Dallas, 24-14	76,042
1976	Dallas	Dallas, 9-3	58,870
1977	Dallas	Dallas, 41-21	64,215
1977	New York	Dallas, 24-10	74,532
1978	New York	Dallas, 34-24	73,265
1978	Dallas	Dallas, 24-3	64,869
1979	New York	Dallas, 16-14	76,490
1979	Dallas	Dallas, 28-7	63,787
1980	Dallas	Dallas, 24-3	59,126
1980	New York	New York, 38-35	68,343
1981	Dallas	Dallas, 18-10	63,499
1981	New York	N.Y., 13-10 (OT)	73,009
1983	Dallas	Dallas, 28-13	62,347
1983	New York	Dallas, 38-20	76,142
1984	New York	New York, 28-7	75,921

Continued

### New York Giants, Cont.

1984	Dallas	New York, 19-7	60,235
1985	New York	Dallas, 30-29	74,981
1985	Dallas	Dallas, 28-21	62,310
1986	Dallas	Dallas, 31-28	59,804
1986	New York	New York, 17-14	74,871
1987	New York	Dallas, 16-14	73,426
1987	Dallas	Dallas, 33-24	55,730
1988	Dallas	New York, 12-10	55,325
1988	New York	New York, 29-21	75,826
1989	Dallas	New York, 30-13	51,785
1989	New York	New York, 15-0	72,141
1990	Dallas	New York, 28-7	61,090
1990	New York	New York, 31-17	75,923
1991	Dallas	Dallas, 21-16	64,010
1991	New York	New York, 22-9	76,410
1992	New York	Dallas, 34-28	76,430
1992	Dallas	Dallas, 30-3	62,416
1993	Dallas	Dallas, 31-9	64,735
1993	New York	Dallas, 16-13 (OT)	77,356
1994	Dallas	Dallas, 38-10	64,836
1994	New York	New York, 15-10	66,943
1995	New York	Dallas, 35-0	77,454
1995	Dallas	Dallas, 21-20	64,400
1996	Dallas	Dallas, 27-0	63,069
1996	New York	New York, 20-6	77,081

1997 Oct. 5 at New York

1997 Dec. 21 at Dallas

### NEW YORK GIANTS

#### '96 Results (6-10)

20	Buffalo (OT)	23
0	@ Dallas	27
10	Washington	31
13	@ N.Y. Jets	6
15	Minnesota	10
10	Philadelphia	19
21	@ Washington	31
35	@ Detroit	7
16	Arizona	8
17	@ Carolina	27
23	@ Arizona	31
20	Dallas	6
0	@ Philadelphia	24
17	@ Miami	7
3	New Orleans	17
22	New England	23
242		297

#### '97 Schedule

Aug. 31	Philadelphia
Sept. 7	@ Jacksonville
Sept. 14	Baltimore
Sept. 21	@ St. Louis
Sept. 28	New Orleans
Oct. 5	Dallas
Oct. 12	@ Arizona
Oct. 19	@ Detroit
Oct. 26	Cincinnati
Nov. 2	Open
Nov. 9	@ Houston
Nov. 16	Arizona
Nov. 23	@ Washington
Nov. 30	Tampa Bay
Dec. 7	@ Philadelphia
Dec. 13	Washington
Dec. 21	@ Dallas

### New York Jets (Dallas Leads Series, 5-1)

Year	Site	Winner-Score	Att.
1971	Dallas	Dallas, 52-10	66,689
1975	New York	Dallas, 31-21	37,279
1978	New York	Dallas, 30-7	52,532
1987	New York	Dallas, 38-24	12,370
1990	New York	New York, 24-9	68,086
1993	New York	Dallas, 28-7	73,233

### Oakland Raiders (Series Tied, 3-3)

Year	Site	Winner-Score	Att.
1974	Oakland	Oakland, 27-23	45,850
1980	Oakland	Dallas, 19-13	53,194
1983	Dallas	L.A., 40-38	64,991
1986	Dallas	L.A., 17-13	61,706
1992	L.A.	Dallas, 28-13	91,505
1995	Oakland	Dallas, 34-21	54,092

## THE HISTORY



### Philadelphia Eagles (Dallas Leads Series 46-29)

Year	Site	Winner-Score	Att.
1960	Dallas	Phil., 27-25	18,500
1961	Dallas	Phil., 43-7	25,000
1961	Phil.	Phil., 35-13	60,127
1962	Dallas	Dallas, 41-19	18,645
1962	Phil.	Phil., 28-14	58,070
1963	Phil.	Phil., 24-21	60,671
1963	Dallas	Dallas, 27-20	23,694
1964	Dallas	Phil., 17-14	55,972
1964	Phil.	Phil., 24-14	60,671
1965	Dallas	Phil., 35-24	56,249
1965	Phil.	Dallas, 21-19	54,714
1966	Dallas	Dallas, 56-7	69,372
1966	Phil.	Phil., 24-23	60,658
1967	Phil.	Phil., 21-14	60,740
1967	Dallas	Dallas, 38-17	55,834
1968	Phil.	Dallas, 45-13	60,858
1968	Dallas	Dallas, 34-14	72,083
1969	Phil.	Dallas, 38-7	60,658
1969	Dallas	Dallas, 49-14	71,509
1970	Phil.	Dallas, 17-7	59,728
1970	Dallas	Dallas, 21-17	55,736
1971	Phil.	Dallas, 42-7	65,358
1971	Dallas	Dallas, 20-7	60,178
1972	Dallas	Dallas, 28-6	55,850
1972	Phil.	Dallas, 28-7	65,720
1973	Phil.	Phil., 30-16	65,954
1973	Dallas	Dallas, 31-10	61,985
1974	Phil.	Phil., 13-10	64,088
1974	Dallas	Dallas, 31-24	43,586
1975	Phil.	Dallas, 20-17	64,889
1975	Dallas	Dallas, 27-17	57,893
1976	Dallas	Dallas, 27-7	54,052
1976	Phil.	Dallas, 26-7	55,072
1977	Phil.	Dallas, 16-10	65,507
1977	Dallas	Dallas, 24-14	60,289
1978	Dallas	Dallas, 14-7	60,525
1978	Phil.	Dallas, 31-13	64,667
1979	Dallas	Phil., 31-21	62,417
1979	Phil.	Dallas, 24-17	71,434
1980	Phil.	Phil., 17-10	70,696
1980	Dallas	Dallas, 35-27	62,548
1981**	Phil.	Phil., 20-7	70,696
1981	Phil.	Dallas, 17-14	72,111
1981	Dallas	Dallas, 21-10	64,955
1982	Dallas	Phil., 24-20	46,199
1983	Dallas	Dallas, 37-7	63,070
1983	Phil.	Dallas, 27-20	71,236
1984	Dallas	Dallas, 23-17	64,521
1984	Phil.	Dallas, 26-10	66,322
1985	Phil.	Phil., 16-14	70,114
1985	Dallas	Dallas, 35-17	54,047
1986	Phil.	Dallas, 17-14	68,572
1986	Dallas	Phil., 23-21	46,117
1987	Dallas	Dallas, 41-22	40,622
1987	Phil.	Phil., 37-20	61,630
1988	Phil.	Phil., 24-23	66,309
1988	Dallas	Phil., 23-7	46,131
1989	Dallas	Phil., 27-0	54,444
1989	Phil.	Phil., 20-10	59,842
1990	Dallas	Phil., 21-20	62,605
1990	Phil.	Phil., 17-3	63,895
1991	Dallas	Phil., 24-0	62,656
1991	Phil.	Dallas, 25-13	65,854
1992	Phil.	Phil., 31-7	66,572
1992	Dallas	Dallas, 20-10	65,012
1992*	Dallas	Dallas, 34-10	63,721
1993	Phil.	Dallas, 23-10	61,912

### Philadelphia Eagles, Cont.

1993	Dallas	Dallas, 23-17	64,521
1994	Dallas	Dallas, 24-13	64,703
1994	Phil.	Dallas, 31-19	65,947
1995	Dallas	Dallas, 34-12	64,876
1995	Phil.	Phil., 20-17	66,198
1995*	Dallas	Dallas, 30-11	64,371
1996	Phil.	Dallas, 23-19	67,201
1996	Dallas	Phil., 31-21	64,952

1997 Sept. 15 at Dallas  
1997 Oct. 26 at Philadelphia

\*NFC Divisional Playoffs  
\*NFC Championship Game

### PHILADELPHIA EAGLES

'96 Results (10-6)		'97 Schedule	
17	@ Washington	14	Aug. 31 @ N.Y. Giants
13	@ Green Bay	39	Sept. 7 Green Bay
24	Detroit	17	Sept. 15 @ Dallas
33	@ Atlanta	18	Sept. 21 Open
19	Dallas	23	Sept. 28 @ Minnesota
19	@ N.Y. Giants	10	Oct. 5 Washington
35	Miami	28	Oct. 12 @ Jacksonville
20	Carolina	9	Oct. 19 Arizona
31	@ Dallas	21	Oct. 26 Dallas
17	Buffalo	24	Nov. 2 @ Arizona
21	Washington	26	Nov. 10 San Francisco
30	@ Arizona	36	Nov. 16 @ Baltimore
24	N.Y. Giants	0	Nov. 23 Pittsburgh
10	@ Indianapolis	37	Nov. 30 Cincinnati
21	@ N.Y. Jets	20	Dec. 7 N.Y. Giants
29	Arizona	19	Dec. 14 @ Atlanta
363		341	Dec. 21 @ Washington

### Pittsburgh Steelers (Dallas Leads Series, 14-13)

Year	Site	Winner-Score	Att.
1960	Dallas	Pitts., 35-28	30,000
1961	Dallas	Dallas, 27-24	23,500
1961	Pitts.	Pitts., 37-7	17,519
1962	Dallas	Pitts., 30-28	19,478
1962	Pitts.	Dallas, 42-27	23,106
1963	Pitts.	Pitts., 27-21	19,047
1963	Dallas	Pitts., 24-19	24,136
1964	Pitts.	Pitts., 23-17	35,594
1964	Dallas	Dallas, 17-14	35,271
1965	Pitts.	Pitts., 22-13	37,804
1965	Dallas	Dallas, 24-17	57,293
1966	Dallas	Dallas, 52-21	58,453
1966	Pitts.	Dallas, 20-7	42,185
1967	Pitts.	Dallas, 24-21	39,641
1968	Dallas	Dallas, 28-7	55,069
1969	Pitts.	Dallas, 10-7	24,990
1972	Dallas	Dallas, 17-13	65,682
1975*	Miami	Pitts., 21-17	80,187
1977	Pitts.	Pitts., 28-13	49,761
1978**	Miami	Pitts., 35-31	78,656
1979	Pitts.	Pitts., 14-3	50,199
1982	Dallas	Pitts., 36-28	63,431
1985	Dallas	Dallas, 27-13	62,932
1988	Pitts.	Pitts., 24-21	56,813
1991	Dallas	Dallas, 20-10	62,253
1994	Pitts.	Dallas, 26-9	60,156
1995S	Arizona	Dallas, 27-17	76,347

1997 Aug. 31 at Pittsburgh

\*Super Bowl X, Jan. 18, 1976  
\*\*Super Bowl XIII, Jan. 21, 1979  
S Super Bowl XXX, Jan. 28, 1996

Continued



## PITTSBURGH STEELERS

'96 Results (10-6)		'97 Schedule	
9	@ Jackson.	24	Aug. 31 Dallas
31	Baltimore	17	Sept. 7 Washington
24	Buffalo	6	Sept. 14 Open
30	Houston	16	Sept. 22 @ Jacksonville
17	@ Kansas City	7	Sept. 28 Houston
20	Cincinnati	10	Oct. 5 @ Baltimore
13	@ Houston	23	Oct. 12 Indianapolis
20	@ Atlanta	17	Oct. 19 @ Cincinnati
42	St. Louis	6	Oct. 26 Jacksonville
24	@ Cincinnati	34	Nov. 3 @ Kansas City
28	Jacksonville	3	Nov. 9 Baltimore
24	@ Miami	17	Nov. 16 Cincinnati
17	@ Baltimore	31	Nov. 23 @ Philadelphia
16	San Diego	3	Nov. 30 @ Arizona
15	San Francisco	25	Dec. 7 Denver
14	@ Carolina	18	Dec. 13 @ New Eng.
398		257	Dec. 21 @ Houston

## St. Louis Rams

(Rams Lead Series, 13-12)

Year	Site	Winner-Score	Att.
1960	Dallas	L.A., 38-13	16,000
1962	L.A.	Dallas, 27-17	26,907
1967	Dallas	L.A., 35-13	75,229
1969	L.A.	L.A., 24-23	79,105
1971	Dallas	Dallas, 28-21	66,595
1973	L.A.	L.A., 37-31	81,428
1973*	Dallas	Dallas, 27-16	64,291
1975	Dallas	Dallas, 18-7	49,091
1975**	L.A.	Dallas, 37-7	84,483
1976*	Dallas	L.A., 14-12	62,436
1978	L.A.	L.A., 27-14	65,749
1978**	L.A.	Dallas, 28-0	67,470
1979	Dallas	Dallas, 30-6	64,462
1979*	Dallas	L.A., 21-19	64,792
1980	L.A.	L.A., 38-14	62,548
1980S	Dallas	Dallas, 34-13	64,533
1981	Dallas	Dallas, 29-17	64,649
1983S	Dallas	L.A., 24-17	43,521
1984	L.A.	Dallas, 20-13	65,403
1985*	L.A.	L.A., 20-0	66,351
1986	L.A.	L.A., 29-10	64,949
1987	L.A.	Dallas, 29-21	60,700
1989	Dallas	L.A., 35-31	46,100
1990	L.A.	Dallas, 24-21	58,589
1992	Dallas	L.A., 27-23	63,690

SNFC Wild Card Game

\*NFC Division Playoff Game

\*\*NFC Championship Game

## San Diego Chargers

(Dallas Leads Series, 5-1)

Year	Site	Winner-Score	Att.
1972	San Diego	Dallas, 34-28	54,476
1980	Dallas	Dallas, 42-31	60,639
1983	San Diego	San Diego, 24-23	46,192
1986	San Diego	Dallas, 24-21	55,622
1990	Dallas	Dallas, 17-14	48,063
1995	San Diego	Dallas, 23-9	62,664

## San Francisco 49ers

(San Francisco Leads Series 13-12-1)

Year	Site	Winner-Score	Att.
1960	Dallas	San Fran., 26-14	10,000
1963	San Fran.	San Fran., 31-24	29,563
1965	Dallas	Dallas, 39-31	33,677
1967	San Fran.	San Fran., 24-16	27,182
1969	Dallas	Tie, 24-24	62,348
1970**	San Fran.	Dallas, 17-10	59,625
1971**	Dallas	Dallas, 14-3	66,311
1972	Dallas	San Fran., 31-10	65,124
1972*	San Fran.	Dallas, 30-28	61,214
1974	Dallas	Dallas, 20-14	50,018
1977	San Fran.	Dallas, 42-35	55,848
1979	San Fran.	Dallas, 21-13	56,728
1980	Dallas	Dallas, 59-14	63,399
1981	San Fran.	San Fran., 45-14	57,574
1981**	San Fran.	San Fran., 28-27	60,525
1983	San Fran.	San Fran., 42-17	59,957
1985	San Fran.	San Fran., 31-16	60,114
1989	Dallas	San Fran., 31-14	61,077
1990	Dallas	San Fran., 24-6	62,966
1992**	San Fran.	Dallas, 30-20	64,920
1993	Dallas	Dallas, 26-17	65,099
1993**	Dallas	Dallas, 38-21	64,902
1994	San Fran.	San Fran., 21-14	69,014
1994**	San Fran.	San Fran., 38-28	69,125
1995	Dallas	San Fran., 38-20	65,180
1996	San Fran.	Dallas, 20-17 (OT)	68,919

1997 Nov. 2 at San Francisco

\*NFC Divisional Playoff Game

\*\*NFC Championship Game

## SAN FRANCISCO 49ers

'96 Results (12-4)		'97 Schedule	
27	New Orleans	11	Aug. 31 @ Tampa Bay
34	St. Louis	0	Sept. 7 @ St. Louis
7	@ Carolina	23	Sept. 14 New Orleans
39	Atlanta	17	Sept. 21 Atlanta
28	@ St. Louis	11	Sept. 29 @ Carolina
20	@ G.B. (OT)	23	Oct. 5 Open
28	Cincinnati	21	Oct. 12 St. Louis
10	@ Houston	9	Oct. 19 @ Atlanta
24	@ New Orleans	17	Oct. 26 @ New Orleans
17	Dallas (OT)	20	Nov. 2 Dallas
38	Baltimore	20	Nov. 10 @ Philadelphia
19	@ Wash. (OT)	16	Nov. 16 Carolina
34	@ Atlanta	10	Nov. 23 San Diego
24	Carolina	30	Nov. 30 @ Kan. City
25	@ Pittsburgh	15	Dec. 7 Minnesota
24	Detroit	14	Dec. 15 Denver
398		257	Dec. 21 @ Seattle

## Seattle Seahawks

(Dallas Leads Series, 4-1)

Year	Site	Winner-Score	Att.
1976	Seattle	Dallas, 28-13	62,027
1980	Dallas	Dallas, 51-7	57,540
1983	Seattle	Dallas, 35-10	63,352
1986	Dallas	Seattle, 31-14	58,023
1992	Dallas	Dallas, 27-0	62,311



## Tampa Bay Buccaneers

(Dallas Leads Series, 8-0)

Year	Site	Winner-Score	Att.
1977	Dallas	Dallas, 23-7	55,316
1980	Dallas	Dallas, 28-17	62,750
1981*	Dallas	Dallas, 38-0	64,848
1982	Dallas	Dallas, 14-9	49,578
1982**	Dallas	Dallas, 30-17	65,042
1983	Dallas	Dallas, 27-24 (OT)	63,308
1990	Dallas	Dallas, 14-10	60,076
1990	Tampa	Dallas, 17-13	68,315

\*NFC Divisional Playoff

\*\*Super Bowl Tournament

## Washington Redskins

(Dallas Leads Series 40-32-2)

Year	Site	Winner-Score	Att.
1960	Wash.	Wash., 26-14	21,142
1961	Dallas	Tie, 28-28	17,500
1961	Wash.	Wash., 34-24	21,451
1962	Dallas	Tie, 35-35	15,730
1962	Wash.	Dallas, 38-10	49,888
1963	Wash.	Wash., 21-17	40,101
1963	Dallas	Dallas, 35-20	18,838
1964	Dallas	Dallas, 24-18	25,158
1964	Wash.	Wash., 28-16	49,219
1965	Dallas	Dallas, 27-7	61,577
1965	Wash.	Wash., 34-31	50,205
1966	Wash.	Dallas, 31-30	50,927
1966	Dallas	Wash., 34-31	64,198
1967	Wash.	Dallas, 17-14	50,566
1967	Dallas	Wash., 27-20	75,538
1968	Dallas	Dallas, 29-20	66,076
1968	Wash.	Dallas, 44-24	50,816
1969	Wash.	Dallas, 41-28	50,474
1969	Dallas	Dallas, 20-10	56,924
1970	Wash.	Dallas, 45-21	50,415
1970	Dallas	Dallas, 34-0	57,936
1971	Dallas	Wash., 20-16	72,000
1971	Wash.	Dallas, 13-0	53,041
1972	Wash.	Wash., 24-20	53,039
1972	Dallas	Dallas, 34-24	65,136
1972*	Wash.	Wash., 26-3	53,129
1973	Wash.	Wash., 14-7	54,314
1973	Dallas	Dallas, 27-7	64,458
1974	Wash.	Wash., 28-21	54,395
1974	Dallas	Dallas, 24-23	63,243
1975	Wash.	Wash., 30-24 (OT)	55,004
1975	Dallas	Dallas, 31-10	61,091
1976	Wash.	Dallas, 20-7	55,004
1976	Dallas	Wash., 27-14	59,916
1977	Dallas	Dallas, 34-16	62,115
1977	Wash.	Dallas, 14-7	55,031
1978	Wash.	Wash., 9-5	55,031
1978	Dallas	Dallas, 37-10	64,905
1979	Wash.	Wash., 34-20	55,031

1979	Dallas	Dallas, 35-34	62,867
1980	Wash.	Dallas, 17-3	55,045
1980	Dallas	Dallas, 14-10	58,809
1981	Wash.	Dallas, 26-10	55,045
1981	Dallas	Dallas, 24-10	64,583
1982	Wash.	Dallas, 24-10	54,633
1982*	Wash.	Wash., 31-17	55,045
1983	Wash.	Dallas, 31-30	55,045
1983	Dallas	Wash., 31-10	65,074
1984	Wash.	Wash., 34-14	55,431
1984	Dallas	Wash., 30-28	64,286
1985	Dallas	Dallas, 44-14	62,292
1985	Wash.	Dallas, 13-7	55,750
1986	Dallas	Dallas, 30-6	63,264
1986	Wash.	Wash., 41-14	55,642
1987	Dallas	Wash., 13-7	60,415
1987	Wash.	Wash., 24-20	54,882
1988	Dallas	Wash., 35-17	63,235
1988	Wash.	Dallas, 24-17	51,526
1989	Dallas	Wash., 30-7	63,200
1989	Wash.	Dallas, 13-3	53,187
1990	Wash.	Wash., 19-15	53,804
1990	Dallas	Dallas, 27-17	60,355
1991	Dallas	Wash., 33-31	63,025
1991	Wash.	Dallas, 24-21	55,561
1992	Dallas	Dallas, 23-10	63,538
1992	Wash.	Wash., 20-17	56,437
1993	Wash.	Wash., 35-16	53,345
1993	Dallas	Dallas, 38-3	64,497
1994	Wash.	Dallas, 34-7	55,394
1994	Dallas	Dallas, 31-7	64,644
1995	Wash.	Wash., 27-23	55,489
1995	Dallas	Wash., 24-17	64,866
1996	Dallas	Dallas, 21-10	64,955
1996	Wash.	Wash., 37-10	56,454

1997 Oct. 13 at Washington

1997 Nov. 16 at Dallas

\*NFC Championship Game

### WASHINGTON REDSKINS

'96 Results (9-7)		'97 Schedule	
14	Philadelphia	17	Aug. 31 @ Carolina
10	Chicago	3	Sept. 7 @ Pittsburgh
31	@ N.Y. Giants	10	Sept. 14 Arizona
17	@ St. Louis	10	Sept. 21 Open
31	N.Y. Jets	16	Sept. 28 Jacksonville
27	@ New England	22	Oct. 5 @ Philadelphia
31	N.Y. Giants	21	Oct. 13 Dallas
31	Indianapolis	16	Oct. 19 @ Houston
13	@ Buffalo	38	Oct. 26 Baltimore
34	Arizona (OT)	37	Nov. 2 @ Chicago
26	@ Philadelphia	21	Nov. 9 Detroit
16	San Fran. (OT)	19	Nov. 16 @ Dallas
10	@ Dallas	21	Nov. 23 N.Y. Giants
10	@ Tampa Bay	24	Nov. 30 St. Louis
26	@ Arizona	27	Dec. 7 @ Arizona
37	Dallas	10	Dec. 13 @ N.Y. Giants
364		312	Dec. 21 Philadelphia





## Ring of Honor


The Cowboys honor former players and coaches who made outstanding contributions to the club by inducting them into the Ring of Honor at Texas Stadium. Their names and the years of service are prominently displayed in silver on the wall above the Cowboys' bench at Texas Stadium. Members of the Cowboys' Ring of Honor:



TONY DORSETT

**TONY DORSETT**, running back, 1977-87.

Tony Dorsett finished his career as the second leading rusher in NFL history and played in five NFC Championship Games, two Super Bowls and four Pro Bowls. After guiding the University of Pittsburgh to the 1976 national title and claiming the Heisman Trophy, Dorsett captured rookie of the year honors in 1977. He also holds the NFL record with a 99-yard touchdown run. Inducted into the Ring of Honor in 1994, Tony was also elected to the Pro Football Hall of Fame in 1994.



CHUCK HOWLEY

**CHUCK HOWLEY**, linebacker, 1961-73.

When Chuck Howley retired in 1973, Tom Landry said "I don't know that I've seen anybody better at linebacker than Howley." A six-time All-Pro, Howley was the most valuable player in Super Bowl V. The Cowboys traded for Howley, who was drafted by Chicago in 1958. He was an All-America center at West Virginia. A six-time Pro Bowl selection, Howley was added to the Ring of Honor in 1977.



LEE ROY JORDAN

**LEE ROY JORDAN**, linebacker, 1963-76.

The inspirational leader of the Cowboys' first championship teams was Lee Roy Jordan. The Cowboys' first-round draft choice in 1963 following an All-America career at Alabama, Jordan anchored the "Doomsday Defense" from his middle linebacker position for 14 years. He was named to the Pro Bowl five times and All-Pro twice. Lee Roy was inducted into the Ring of Honor in 1989.




TOM LANDRY

**TOM LANDRY**, Head Coach, 1960-88. The first head coach of the Cowboys, Tom Landry led Dallas to two Super Bowl wins and five NFC titles in his 29 years at the Cowboys helm. He compiled a career record of 270-178-6, the third most wins in NFL history, and was elected to the Pro Football Hall of Fame in 1990. Tom Landry was inducted into the Ring of Honor in 1993.



BOB LILLY

**BOB LILLY**, defensive tackle, 1961-74. Nicknamed "Mr. Cowboy," Bob Lilly was the franchise's first draft choice in 1961, the first name in the Ring of Honor in 1975 and its first inductee into the Pro Football Hall of Fame in 1980. A seven-time All-Pro, Lilly was named to a club-record 11 Pro Bowls. He was a two-time All-SWC pick and an All-America at Texas Christian University before being drafted by Dallas.



DON MEREDITH

**DON MEREDITH**, quarterback, 1960-68. Don Meredith led the Cowboys to their first winning season and their first NFL Championship Game in 1966. Signed by Clint Murchison, Jr. before Dallas was granted its NFL franchise, "Dandy Don" played in two Pro Bowls and was named NFL Player of the Year in 1966. A two-time All-America at SMU, Don's name was added to the Cowboys' Ring of Honor in 1976.



DON PERKINS

**DON PERKINS**, running back, 1961-68. Don Perkins was the first Cowboys player to rush for more than 6,000 yards. A six-time Pro Bowl selection, Perkins finished among the top 10 NFL rushers in each of his eight seasons. He was named NFL Rookie of the Year in 1961 and All-Pro in 1962. Perkins was signed before Dallas was granted its NFL franchise. A three-time All-Skyline pick at New Mexico, he was inducted into the Ring of Honor in 1976.




**MEL RENFRO**

**MEL RENFRO**, defensive back, 1964-77. Mel Renfro was named to the Pro Bowl his first 10 seasons in the NFL. He is the club's all-time interceptor with 52 and kickoff returner with a 26.4-yard career average. Renfro was drafted in the second round in 1964 after a career as an All-America half-back and world class sprinter at Oregon. A five-time All-Pro, Renfro was inducted into the Ring of Honor in 1981.

**ROGER STAUBACH**

**ROGER STAUBACH**, quarterback, 1969-79. Roger Staubach led the Cowboys to six NFC Championship Games, four Super Bowls and two Super Bowl titles. A great clutch performer, Staubach led Dallas to comeback victories 23 times, 14 in the last two minutes or overtime. A five-time Pro Bowler, he was drafted by Dallas in 1964 after winning the Heisman Trophy and Maxwell Award at the Naval Academy. Inducted into the Ring of Honor in 1983, Roger was elected to the Pro Football Hall of Fame in 1985.

**RANDY WHITE**

**RANDY WHITE**, defensive tackle, 1975-88. A nine-time Pro Bowler during his 14 years with Dallas, Randy White established a club-record with eight straight All-Pro selections. White was co-MVP (with teammate Harvey Martin) in the Cowboys' Super Bowl XII victory over Denver. A consensus All-America defensive end for Maryland in 1974, White won both the Outland Trophy and the Vince Lombardi Awards. Inducted into the Ring of Honor in 1994, Randy was also elected to the Pro Football Hall of Fame in 1994.





## Cowboys in the Hall of Fame

Seven members of the Pro Football Hall of Fame in Canton, Ohio, have been elected based on their accomplishments with the Cowboys—Bob Lilly in 1980, Roger Staubach in 1985, Tom Landry in 1990, Tex Schramm in 1991, Tony Dorsett and Randy White in 1994 and Mel Renfro in 1996.



**Bob Lilly**



**Roger Staubach**



**Tom Landry**



**Tex Schramm**

Lilly, the first college player ever drafted by the Cowboys, was selected to play in the Pro Bowl 11 times while playing for Dallas from 1961 to 1974. Lilly came to the Cowboys after a collegiate career at Texas Christian University.

Staubach, known as "Captain Comeback" to Dallas fans, quarterbacked the Cowboys to four NFC Championships and victories in Super Bowl VI and XII. Staubach, a native of Cincinnati and a graduate of the U.S. Naval Academy, played for Dallas from 1969 to 1979.

Tom Landry compiled an overall record of 270-178-6 with two World Championships as the head coach of the Cowboys from 1960 to 1988. Landry helped build the Cowboys into "America's Team" along with Tex Schramm who served as the team's president and general manager from 1960 to 1989.

Dorsett, the Cowboys all-time leading rusher, stands third all-time on the NFL's career rushing list with 12,739 yards. Dorsett, the 1976 Heisman Trophy winner from the University of Pittsburgh, played with Dallas from 1977 to 1987.

White, a nine-time Pro Bowler during his 14 year career with Dallas, was co-MVP of Super Bowl XII in the Cowboys 27-10 win over Denver. White joined the Cowboys as a first-round draft choice in 1975 and played for Dallas from 1975 to 1988.

Renfro, a Pro Bowler in each of his first 10 seasons in the NFL, is the club's all-time interceptor with 52. He also holds the club record for career kickoff return average at 26.4 yards. Renfro joined the Cowboys as a second-round draft choice in 1964 and played for Dallas from 1964 to 1977.



**Tony Dorsett**



**Randy White**



**Mel Renfro**



# Historical Highlights

## 1960

**LANDRY HIRED** — Clint Murchison, Jr., and Bedford Wynne sign N.Y. Giants defensive assistant Tom Landry to a personal services contract on Dec. 27, 1959, with the intention of naming him head coach once they are awarded an expansion franchise by the NFL.

**NFL FRANCHISE** — Clint Murchison, Jr., and Bedford Wynne were awarded an expansion franchise in the NFL at the annual league meeting in Miami Beach, Fla. The Cowboys were to play as a "swing" team, playing every other team one time during the first season, although listed in the Western Conference standings (January 28).

**COWBOYS STOCKED** — A player pool was set up in the league meeting in Los Angeles, with each of 12 NFL teams freezing 25 names on its roster and the Cowboys allowed to pick three from each team for a total of 36 veterans. Dallas, once given the list, had to select its 36 players within 24 hours (March 13).

**TRAINING STARTS** — Rookies report to first Cowboys camp at Pacific University in Forest Grove, Oregon (July 9).

**FIRST PRE-SEASON GAME** — The Cowboys, less than six months in existence, get their first test and drop a 16-10 preseason game to San Francisco in Seattle (August 6).

**FIRST HOME GAME** — In their Dallas debut, in the Salesmanship Club preseason game, the Cowboys led the world champion Baltimore Colts into the final minute before a 62-yard pass from Johnny Unitas to Lenny Moore gave the Colts a 14-10 victory (August 19).

**FIRST VICTORY** — In a preseason game at Louisville, KY, the Cowboys beat New York's Giants, 14-3, with Frank Clarke catching touchdown passes for 73 yards (Eddie LeBaron) and 74 yards (Don Meredith) (August 27).

**FIRST LEAGUE GAME** — In their first league game, Dallas fell to Pittsburgh, 35-28, with Bobby Layne leading a fourth-period Steelers rally (Sept. 24, Saturday night).

**STREAK SNAPPED** — Dallas snaps a 10-game loss streak by tying New York, 31-31, at Yankee Stadium (Dec. 4).

## 1961

**TRAINING STARTS** — Rookies launch training at new campsite — St. Olaf College in Northfield, Minn. (July 9).

**FIRST LEAGUE WIN** — Scoring ten points in the final 56 seconds, the Cowboys score their first NFL victory, 27-24, over Pittsburgh in the '61 league opener in the Cotton Bowl. Allen Green's 27-yard field goal on the game's final play won it before 23,500 (Sept. 17).

## 1962

**TRAINING STARTS** — Team begins training at new campsite — Northern Michigan College in Marquette, Mich. (July 13).

**PENALTY HISTORY** — For the first time in anyone's memory in an NFL game, points were awarded for a penalty. The Cowboys were detected holding in the end zone on a 99-yd. TD pass from LeBaron to Clarke, and Pittsburgh was awarded a safety. The Steelers eventually won, 30-28 (Sept. 23).

**100-YARD FIRSTS** — Cowboys' Amos Marsh returned a kickoff 101 yards and Mike Gaechter returned a pass interception 100 yards, both plays for fourth-quarter TDs in a 41-19 win over Philadelphia in Dallas. It was the first time in NFL history that two 100-yard runs had been made in the same game, much less by the same team in the same quarter (Oct. 14).

## 1963

**SHIFT TO KANSAS CITY** — The rival Dallas Texans of the AFL announce they are moving the franchise to Kansas City (Feb. 8).

## THE HISTORY



**CALIFORNIA TRAINING SITE** — The Cowboys open training at California Lutheran College in Thousand Oaks, Calif. (July 12).

**HOWTON SETS RECORD** — Bill Howton broke Don Hutson's all-time receiving mark with a 14-yard catch against Washington (there). Hutson's record was 7,991 yards and the catch gave Howton an even 8,000 yards (Sept. 29).

### 1964

**LANDRY CONTRACT** — With one year to go on his original contract, Tom Landry is signed to a 10-year extension, in effect giving him an 11-year pact, possibly the longest in major pro sports history (Feb. 5).

### 1965

**FIRST SELLOUT** — An overflow crowd of 76,251 jams the Cotton Bowl for the Cleveland game, notching the team's first home sellout. Cleveland won, 24-17 (Nov. 21).

### 1966

**PLAYOFF BOWL** — After defeating New York, 38-20, in the season finale (and winning five of their last seven games) to get into the Playoff Bowl at Miami, the Cowboys fall to Baltimore, 35-3 (Jan. 15).

**MERGER** — Peace comes to pro football with Cowboys General Manager Tex Schramm completing two months of negotiations with AFL's Lamar Hunt, merging the two leagues under the NFL banner (June 8).

**SCHRAMM ELEVATED** — Texas E. Schramm, Vice-President and General Manager of the Cowboys from the beginning, was named President of the club by Owner Clint Murchison, Jr., who retained the title of Chairman of the Board.

**NEELY CASE SOLVED** — Dallas and Houston reached agreement in the Ralph Neely case. Neely remained with Dallas with Houston receiving the Cowboys Nos. 1, 2 and two fifth round picks in the 1967 draft (Nov. 17).

**THE CHAMPIONSHIP** — The Cowboys won their first championship, capturing the Eastern Conference title with a 10-3-1 record, but lost the NFL Championship Game to Green Bay, 34-27.

### 1967

**TEXAS STADIUM** — On Dec. 23, Owner Clint Murchison, Jr., formally announced plans to build Texas Stadium in suburban Irving. The stadium, to be financed through a bond-option plan, would be ready for the 1970 season. The stadium would seat a minimum of 58,000.

**SECOND CHAMPIONSHIP** — Under the NFL's new format, the Cowboys easily won the Capitol Division and defeated Cleveland, Century Division winner, 52-14, in the Cotton Bowl for the Eastern conference championship. However, on Dec. 31 in Green Bay, the Cowboys lost their second bid for an NFL title, falling to the Packers, 21-17, in the 13 degree below weather.

### 1968

**WIN CAPITOL** — For the second straight year the Cowboys won the Capitol Division, but for the first time in three years the Cowboys did not win the Eastern Championship, being upset at Cleveland, 31-20, on Dec. 21. Dallas won the Runner-Up Bowl over Minnesota, 17-13.

### 1969

**TEXAS STADIUM** — Ground was broken for Texas Stadium in suburban Irving on January 25, and on June 29 Bert Rose was named general manager of the stadium.

**ORIGINALS RETIRE** — An era ended for the Cowboys in July. On July 5th at a press conference in Dallas, quarterback Don Meredith, the last of the original Cowboys, announced



his retirement. Then, on July 18th, the day the veterans were to report to training camp, all-time rushing great Don Perkins officially retired.

**REPEAT CAPITOL WINS** — Once again the Cowboys rolled to the Capitol Division Championship with an 11-2-1 season. However, the Cowboys failed to win the Eastern Championship when on Dec. 28, the Cowboys lost to Cleveland, 38-14, in the Cotton Bowl.

## 1970

**FIVE STRAIGHT PLAYOFFS** — The Cowboys won their last five games to finish 10-4, claim the Eastern Division championship and make the playoffs for the fifth year in a row. They defeated Detroit, 5-0, in the opening round to get a shot at the National Conference championship.

**FIRST NFC TITLE** — The Cowboys captured the biggest prize of their 11-year history on Jan. 3 when they downed San Francisco, 17-10, for the NFC crown. A 16-13 loss to Baltimore in the Super Bowl Jan. 17 left Dallas with one major goal still unrealized.

## 1971

**TEXAS STADIUM** — The Cowboys opened a new era in their sparkling Irving, Tex., home with a 44-21 victory over the New England Patriots on Oct. 24. Duane Thomas scored the first touchdown in the new stadium, a 56-yard run just two minutes and 16 seconds after the opening kickoff. Attendance was 65,708.

**SIX STRAIGHT PLAYOFFS** — The Cowboys won their last seven games to finish 11-3, claim the Eastern Division championship and make the playoffs for the sixth year in a row. They defeated Minnesota, 20-12, in the opening round.

**SECOND NFC TITLE** — For the second consecutive year, the Cowboys met the San Francisco 49ers in the National Conference showdown. This time Dallas won 14-13, to qualify for its second straight Super Bowl.

**FIRST WORLD CHAMPIONSHIP** — The Cowboys downed the Miami Dolphins, 24-3, to win Super Bowl VI in New Orleans on Jan. 16. It was the 10th victory in a row for Dallas as Roger Staubach passed for two touchdowns and was named the game's Most Valuable Player.

## 1972

**FIRST 1,000-YARD BACK** — Calvin Hill became the first Dallas player to rush for 1,000 yards when he gained 111 on Dec. 9 against the Washington Redskins in Texas Stadium. Hill wound up with 1,036 yards for the season on a record 245 carries.

**SEVEN STRAIGHT PLAYOFFS** — The Cowboys qualified for the NFL playoffs a record seventh consecutive year, their 10-4 record earning them the National Conference Wild Card berth. Roger Staubach passed for two touchdowns in the last 1:30 to give the Cowboys a 30-28 victory at San Francisco in the first round. Then, at Washington on New Year's Eve, Dallas was foiled in its bid for a third straight NFL title with the Redskins win, 16-3.

## 1973

**100 VICTORIES** — The Cowboys and Coach Tom Landry recorded their 100th victory with a 40-3 Texas Stadium win over the New Orleans Saints on Sept. 24. Landry ended the season with a career mark of 108-80-6 to rank ninth on the list of the NFL's all-time winningest coaches.

**EIGHT STRAIGHT PLAYOFFS** — The Cowboys regained the NFC Eastern Division title with a 10-4 record and broke their own NFL record by reaching the playoffs for the eighth year in a row. Dallas defeated the Western Division champion Los Angeles Rams in the first round, 27-16, but fell to Central Division winner Minnesota in the NFC Championship Game, 27-10.

## 1974

**FIRST TOP DRAFT CHOICE** — For the first time in their history, the Cowboys had the very first choice in the NFL Draft. The No. 1 pick came to Dallas from Houston in exchange for Tody Smith and Billy Parks. The Cowboys selected Ed "Too Tall" Jones, a 6-9, 260-pound defensive end from Tennessee State.



**PLAYOFFS MISSED** — The Cowboys' record breaking string of eight straight years in the NFL playoffs was broken when the club's 8-6 record failed to qualify.

### 1975

**LILLY HONORED** — "Mr. Cowboy" was honored on Bob Lilly Day at Texas Stadium at half-time of the Philadelphia game on Nov. 23. It was first such recognition ever given to a Dallas player. Lilly never missed a game in 14 years with the Cowboys, earning All-Pro honors seven times at defensive tackle before retiring prior to the '75 season.

**TEN STRAIGHT WINNING SEASONS** — The Cowboys' 10-4 record earned them the NFC Wild Card berth in the playoffs. The composite record over 10 straight winning seasons was 101-37-2.

**THIRD NFC TITLE** — After shocking Minnesota in the first round, 17-14, on Roger Staubach's 50-yard "Hail Mary" pass to Drew Pearson, the Cowboys traveled to Los Angeles for the NFC showdown. Staubach threw four touchdown passes, three to Preston Pearson, and Dallas won, 37-7. Pittsburgh won Super Bowl X on Jan. 18 in Miami, 21-17.

### 1976

**MEREDITH, PERKINS HONORED** — Former Cowboys greats Don Meredith and Don Perkins joined Bob Lilly in the Ring of Honor at Texas Stadium during halftime ceremonies at the New York Giants game on Nov. 7.

**ELEVEN STRAIGHT WINNING SEASONS** — The Cowboys won the NFC Eastern Division title with their 11-3 record, giving them their 11th straight winning season and 10th playoff berth in that period. A 14-12 first round loss to Los Angeles — the first time Dallas had lost in the first round under the current playoff setup — ended the season.

### 1977

**HOWLEY HONORED** — Former All-Pro linebacker Chuck Howley, a Cowboy from 1961 through 1973, became the fourth member of the Ring of Honor. Howley was honored during ceremonies at halftime of the Detroit Lions game on Oct. 30.

**TWELVE STRAIGHT WINNING SEASONS** — Getting off to an 8-0 start, their best ever, the Cowboys rolled to a 12-2 record, the championship of the NFC East, and their 12th consecutive winning season. They opened their 11th visit to the playoffs in those 12 years with a 37-7 first-round victory over the Chicago Bears at Texas Stadium.

**FOURTH NFC TITLE** — Dallas crushed the Minnesota Vikings at Texas Stadium, 23-6, for National Conference crown No. 4 and the right to meet the Denver Broncos in Super Bowl XII.

**SECOND WORLD CHAMPIONSHIP** — The Cowboys stopped the Denver Broncos, 27-10, to win Super Bowl XII in New Orleans on January 15, 1978. In the process, Dallas tied Minnesota for most Super Bowl appearances (four) and Green Bay, Miami and Pittsburgh for most Super Bowl victories (two). Defensive linemen Harvey Martin and Randy White were named co-Most Valuable Players in the game.

### 1978

**THIRTEEN STRAIGHT WINNING SEASONS** — After a mediocre 6-4 start, the Cowboys won six straight games to finish the expanded regular season with a 12-4 record and their 10th division crown. It marked the Cowboys' 13th consecutive winning season and 12th trip to the playoffs in that span. Dallas rallied to beat Atlanta 27-20 in a divisional playoff at Texas Stadium, sending the Cowboys to their seventh NFC championship game in the past nine years.

**FIFTH NFC TITLE** — Dallas shut out the Rams in Los Angeles 28-0 in the National Conference title game to advance to the Super Bowl a record fifth time, including three of the last four. In the first Super Bowl rematch, Pittsburgh edged the Cowboys 35-31 for the NFL championship on Jan. 21 in Miami's Orange Bowl.





## 1979

**TWENTIETH ANNIVERSARY** — The Cowboys celebrated their 20th anniversary season at halftime of the St. Louis Cardinals game at Texas Stadium on Oct. 21. Stars from each of those 20 seasons plus Coach Tom Landry were introduced during the halftime ceremonies.

**FOURTH STRAIGHT NFC EAST TITLE** — Rallying from a mid-season slump, the Cowboys won their final three games to finish with an 11-5 record, their 11th division championship, including the past four NFC East titles, and 14th consecutive winning season. The Cowboys made their 13th trip to the playoffs in those 14 years, but were eliminated by Los Angeles 21-19 in a divisional playoff at Texas Stadium.

## 1980

**STAUBACH RETIRES** — At a press conference at Texas Stadium on March 31, quarterback Roger Staubach announced his retirement after 11 record-breaking years with the Cowboys. Staubach held all major Cowboys' passing records and was the all-time leading NFL passer.

**LILLY ENTERS HALL OF FAME** — Bob Lilly, a seven-time All-Pro defensive tackle in his 14-year career with the Cowboys from 1961-74, became the first Cowboys' player to be inducted into the Pro Football Hall of Fame. Enshrined along with Lilly on Aug. 2 at Canton, Ohio, were Herb Adderley, who played for the Cowboys from 1970-71, Jim Otto and Deacon Jones.

**FIFTEEN STRAIGHT WINNING SEASONS** — Behind new starting quarterback Danny White, the Cowboys rolled to their 15th consecutive winning season with a surprising 12-4 record, tied for best in the league with Philadelphia and Atlanta. The Cowboys lost the NFC East title to Philadelphia on a tie-breaker, but entered the playoffs for the 14th time in 15 years, this time as a wild card team. The Cowboys beat Los Angeles 34-13 at Texas Stadium in the NFC Wild Card Game and rallied past the Falcons at Atlanta 30-27 to advance to the NFC Championship Game at Philadelphia. But the Cowboys lost 20-7 in their bid for a sixth Super Bowl appearance.

**LANDRY'S 200TH VICTORY** — Tom Landry joined George Halas and Curly Lambeau as the only coaches with 200 NFL victories when the Cowboys beat Los Angeles 34-13 on Dec. 28 at Texas Stadium in the NFC Wild Card Game, raising Landry's record to 200-119-6, counting regular season and playoff games.

## 1981

**RENFRO HONORED** — Former All-Pro defensive back Mel Renfro, the Cowboys' all-time leading pass interceptor, became the fifth member of the Cowboys' Ring of Honor. Renfro, who played for Dallas from 1964 through 1977, was honored during halftime ceremonies of the Cowboys-Miami Dolphins game at Texas Stadium Oct. 25.

**TWELFTH DIVISION CHAMPIONSHIP** — The Cowboys regained the NFC Eastern Division Championship, their 12th division title since 1966, with a 12-4 record and tied Oakland's NFL mark of 16 consecutive winning seasons. Entering the playoffs for the 15th time in that span, the Cowboys advanced to the NFC Championship Game for the ninth time in 12 years by routing Tampa Bay 38-0 at Texas Stadium. But for the second year in a row Dallas lost the conference title game. San Francisco scored a last-minute touchdown at Candlestick Park to edge the Cowboys 28-27 for a berth in Super Bowl XVI.

## 1982

**200TH REGULAR-SEASON VICTORY** — The Cowboys beat Washington 24-10 at RFK Stadium on Dec. 5 for the club's and Coach Tom Landry's 200th regular season victory.

**SEVENTEEN STRAIGHT WINNING SEASONS** — The Cowboys finished the strike-shortened regular season with a 6-3 record to establish an NFL record of 17 consecutive winning seasons. Entering the playoffs for a record-tying eighth straight year and for the 16th time in 17 years, the Cowboys beat Tampa Bay 30-17 and Green Bay 37-26, both at Texas Stadium, to advance to the NFC Championship Game for the third year in a row. But again the Cowboys come up short, losing 31-17 at Washington.



## 1983

**STAUBACH HONORED** — Former quarterback Roger Staubach, who led the Cowboys to four Super Bowls, became the sixth member of the Ring of Honor during halftime ceremonies of the Cowboys-Tampa Bay game on Oct. 9.

**NEW HEADQUARTERS** — Ground was broken on Nov. 29 for the Cowboys' new headquarters and training facility at The Valley Ranch in northwest Dallas County.

**EIGHTEEN STRAIGHT WINNING SEASONS** — The Cowboys extended their NFL record to 18 consecutive winning seasons with a 12-4 finish. The club also set a league record with its ninth straight playoff appearance, qualifying as a wild card entry. The Los Angeles Rams eliminated the Cowboys from the playoffs, however, with a 24-17 upset victory at Texas Stadium in the NFC Wild Card Game on Dec. 26.

## 1984

**SILVER SEASON** — The Cowboys kicked off their 25th anniversary with a news conference at Texas Stadium on Jan. 27. President Tex Schramm announced the Cowboys would celebrate their 25th anniversary during 1984 under the theme "Silver Season."

**OWNERSHIP CHANGES HANDS** — The sale of the Cowboys from the Murchison family to an 11-member limited partnership headed by Dallas businessman H.R. "Bum" Bright was approved by NFL owners on March 19 at the league's annual meeting in Honolulu. The sale was completed on May 18.

**NINETEEN STRAIGHT WINNING SEASONS** — The Cowboys defeated the Eagles 26-10 in Philadelphia to extend their NFL record to 19 consecutive winning seasons. The Cowboys finished 9-7 and missed the playoffs for the first time in 10 years and only the second time in 19 years.

## 1985

**STAUBACH ENTERS HALL OF FAME** — Roger Staubach, the master of the comeback victory during his 11-year career as a Cowboys quarterback, was inducted into the Pro Football Hall of Fame in his first year of eligibility. Enshrined with Staubach on Aug. 3 at Canton, Ohio, were Pete Rozelle, Joe Namath, O.J. Simpson and Frank Gatski. Staubach joined Bob Lilly as the only players who spent their entire career with the Cowboys to be elected to the Hall of Fame.

**TEXAS STADIUM IMPROVEMENTS** — Texas Stadium unveiled a new look when the Cowboys opened their preseason schedule against Green Bay on Aug. 10. The stadium became the first to have two DiamondVision color scoreboards, and the addition of 118 Crown Suites gave Texas Stadium more private suites, 296, than any stadium in the nation.

**COWBOYS RANCH OPENS** — Cowboys players and coaches reported on Aug. 27 to the team's new headquarters and training facility at Cowboys Center in Valley Ranch.

**DORSETT PASSES 10,000 YARDS** — On a 19-yard sweep around left end, Tony Dorsett, became the sixth player in NFL history to rush for 10,000 yards, 296, than any stadium in the nation. Dorsett's feat highlighted a 27-13 victory over Pittsburgh at Texas Stadium on Oct. 13.

**THIRTEENTH DIVISION CHAMPIONSHIP** — The Cowboys edged the New York Giants 28-21 on Dec. 15 at Texas Stadium to capture the NFC Eastern Division championship for the first time since 1981. Picked in most season previews to finish third or fourth in the division, the Cowboys rallied for their NFL record 20th consecutive winning season, a 13th division title in 20 years and a playoff berth for the 18th time in that span. But in their NFL record 36th playoff game appearance, the Cowboys fell 20-0 to the Los Angeles Rams in Anaheim Stadium on Jan. 4.

## 1986

**COWBOYS GO TO LONDON** — The Cowboys began preparations for their first trip to a foreign country when the NFL announced on March 12 that the Cowboys would play the Super Bowl champion Chicago Bears in a preseason game at London's Wembley Stadium on Aug. 3.





**100TH WIN AT TEXAS STADIUM** — Dallas defeated St. Louis 37-6 for the club's 100th victory at Texas Stadium. Since the facility opened in 1971 the Cowboys have compiled a 100-25 (.800) record.

**STREAK BROKEN** — The Cowboys' streak of 20 consecutive winning seasons from 1966 through 1985, third longest in professional sports history, came to an end when the club finished with a 7-9 record after losing seven of its last eight games. Only baseball's New York Yankees (39 straight winning seasons, 1962-64) and hockey's Montreal Canadiens (32 from 1951-52 through 1982-83) surpassed the Cowboys' accomplishments. After the 1986 season, the Washington Redskins' five straight winning campaigns (1982-86) represented the NFL's longest active streak.

**1987**

**FOUNDER DIES** — Cowboys founder Clint Murchison, Jr., died March 30 after a long illness. Murchison, 63, who owned the club until 1984, acquired the expansion Dallas franchise in the NFL in 1960. He hired Tex Schramm as general manager, gave Tom Landry a 10-year contract when his coaching career was in doubt in 1964 and was instrumental in the building of Texas Stadium.

**DORSETT GETS 12,000 YARDS** — Tony Dorsett became the fourth rusher in NFL history to gain more than 12,000 yards when he registered 52 yards against the Rams on Dec. 21 for a career total of 12,036. The only runners ahead of Dorsett were Walter Payton, Jim Brown and Franco Harris.

**1988**

**LANDRY TIES LAMBEAU** — Dallas opened the 1988 season against Pittsburgh on Sept. 12 and Tom Landry tied an NFL record held by Curly Lambeau by coaching in his 29th consecutive season with the same team. Lambeau led the Green Bay Packers from 1921-49.

**1989**

**JONES ACQUIRES COWBOYS, NAMED JOHNSON COACH** — Jerry Jones reached an agreement to purchase the Cowboys from Bum Bright on Feb. 25 and announced that University of Miami Coach Jimmy Johnson would replace Tom Landry.

**SALE APPROVED, SCHRAMM RESIGNS** — The sale of the Cowboys to Jerry Jones was unanimously approved by NFL owners on April 18 at a special meeting in New York. At the same meeting, Tex Schramm was named president of the new World League of American Football. He announced his resignation as president and general manager of the Cowboys after 29 years with the club.

**AIKMAN SIGNED** — The Cowboys, holding the No. 1 pick in the NFL Draft for only the second time in their history, announced the signing of quarterback Troy Aikman to a six-year contract on April 20.

**JORDAN HONORED** — Former All-Pro linebacker Lee Roy Jordan, a Cowboy from 1963-76, became the seventh member of the Ring of Honor. Jordan was honored during ceremonies at halftime of the Phoenix Cardinals game on Oct. 29.

**1990**

**AUSTIN TRAINING CAMP** — Beginning on July 18, nearly 100,000 fans visit the Cowboys' first ever in-state training camp at St. Edward's University in Austin.

**LANDRY ENTERS HALL OF FAME** — Tom Landry, who led the Cowboys to five Super Bowls and 20 consecutive winning seasons as the Cowboys head coach from 1960-88, was inducted into the Pro Football Hall of Fame in his first year of eligibility. Enshrined on Aug. 4 at Canton, Ohio, Landry joined former Dallas players Bob Lilly and Roger Staubach as the only Hall of Fame members who built their achievements with the Cowboys.



**SMITH ROOKIE OF THE YEAR, JOHNSON COACH OF THE YEAR** — Following a dramatic turn-around season where the team posted a 7-9 record and missed the playoffs by one game, Jimmy Johnson was named the NFL Coach of the Year by the Associated Press. Running back Emmitt Smith, who led all NFL rookie running backs in rushing yardage and touchdowns, was named the A.P.'s NFL Offensive Rookie of the Year.

### 1991

**RECORD DRAFT HAUL INCLUDES MARYLAND AS NO. 1 OVERALL PICK** — After a pre-draft trade with the New England Patriots, the Cowboys used the No. 1 overall selection in the NFL Draft for only the third time in franchise history. Dallas chose Outland Trophy winner Russell Maryland (DT) with the top pick. The Cowboys went on to acquire 16 more choices, setting a club record for most selections in a 12-round draft with 17 overall.

**SCHRAMM ENTERS HALL OF FAME** — One of the NFL's true innovators, and the guiding force behind the development of America's Team, Tex Schramm was inducted into the Pro Football Hall of Fame on July 27, 1991. Schramm, who served as the President and General Manager of the Dallas Cowboys from the team's conception in 1960 until his retirement in 1989, joined Staubach, Lilly and Landry with his enshrinement in Canton, Ohio.

**RETURN TO THE PLAYOFFS** — After winning the final five games of the season, Dallas finished with an 11-5 record — the team's best mark since the 1983 season. The initial spark to the winning streak was a 24-21 win over the eventual World Champion Washington Redskins on Nov. 24. The win, at Washington's RFK Stadium, ended the Redskins' bid for a perfect regular season after 11 straight wins. Dallas finished second in the NFC East and qualified as the NFC's No. 2 Wild Card Playoff entry, marking the club's first postseason trip since 1985. Dallas traveled to Chicago and defeated the Bears 17-13 in the opening round Wild Card Game before dropping a 38-6 decision at Detroit the following week.

**SMITH AND IRVIN LEAD NFL** — Running back Emmitt Smith and wide receiver Michael Irvin became the first two players from the same team to lead the NFL in rushing yardage and receiving yardage in the same season. Smith had 1,563 yards rushing, while Irvin set single-season club records for receptions (93) and receiving yardage (1,523). Both players were named to the NFC Pro Bowl squad along with tight end Jay Novacek and quarterback Troy Aikman. The Cowboys sent four offensive players to the Pro Bowl for the first time since 1979, and Irvin was named the MVP of the Pro Bowl Game.

### 1992

**JONES NAMED TO COMPETITION COMMITTEE** — On May 1, Jerry Jones, was appointed to the NFL's Competition Committee by Commissioner Paul Tagliabue. Jones became the first owner to serve on the prestigious committee since the death of Cincinnati's Paul Brown.

**FOURTEENTH DIVISION CHAMPIONSHIP** — Before a national television audience on ABC's Monday Night Football, the Cowboys defeated the Atlanta Falcons (41-17) at the Georgia Dome to claim the NFC Eastern Division Championship. The victory marked the Cowboys' first divisional title since 1985.

**RECORD NUMBER OF OFFENSIVE PRO BOWL SELECTIONS** — Six players from the Cowboys offense were selected to play in the Pro Bowl: RB Emmitt Smith, TE Jay Novacek, QB Troy Aikman, WR Michael Irvin, G Nate Newton and C Mark Stepnoski. The six players establish a Dallas Cowboys' record for most offensive players selected to the Pro Bowl.

**CLUB RECORD FOR VICTORIES/SMITH EARNS SECOND RUSHING TITLE** — On Dec. 27, Dallas defeated Chicago by a 17-14 score at Texas Stadium. The victory was the 13th of the year for Dallas, establishing a new club record for victories in a season. In the Bears game, Emmitt Smith finished the season with 1,713 rushing yards, enabling Smith to become the first player to win back-to-back NFL rushing titles since Eric Dickerson (1983-84).

**ROAD ATTENDANCE RECORD SET** — The Cowboys set a new team record for road attendance by averaging 72,523 fans per road game in 1992. The team also played before a sold-out stadium in all 16 regular season games for the first time since the 1981 season.

**SIXTH NFC TITLE** — On January 17, 1993, the Cowboys defeated the San Francisco 49ers by a 30-20 score at Candlestick Park. The victory sends Dallas to Super Bowl XXVII in Pasadena, marking the Cowboys first NFC title, and Super Bowl trip, since 1978.



**THIRD WORLD CHAMPIONSHIP** — While making an NFL record sixth Super Bowl appearance, the Cowboys defeated Buffalo 52-17 in Super Bowl XXVII at the Rose Bowl in Pasadena on Jan. 31, 1993. The victory enabled the Cowboys to become the only franchise in NFL history to win more than one Super Bowl under two different ownerships. The Super Bowl crowd of 98,374 was the largest crowd to ever witness a Dallas Cowboys game. The game was also witnessed by 133.4 million television viewers, making Super Bowl XXVII the most watched event in television history.

## 1993

**WHITE HOUSE VISIT** — The Super Bowl Champion Dallas Cowboys became the first athletic team to visit the White House under the Clinton administration. The Cowboys team visit to the White House was the first in club history. (March 5).

**LANDRY HONORED** — Former Head Coach Tom Landry, who led Dallas to two Super Bowl wins and five NFC titles in his 29 years at the Cowboys helm, became the eighth member of the Ring of Honor during halftime ceremonies of the Cowboys-N.Y. Giants game on Nov. 7.

**RECORD NUMBER OF PRO BOWL SELECTIONS** — An NFC-record 11 Dallas players are selected to the Pro Bowl. That group includes a club-record eight offensive selections (seven Pro Bowl starters).

**FIFTEENTH DIVISION CHAMPIONSHIP** — In the final game of the regular season, the Cowboys defeat the New York Giants 16-13 in overtime at Giants Stadium to claim their 15th division crown and their second consecutive NFC East title. (Jan. 2)

**SMITH EARNS THIRD RUSHING TITLE** — Emmitt Smith finishes the season with 1,486 yards to earn his third straight NFL rushing crown. He becomes just the fourth man in NFL history to win three consecutive rushing titles.

**SEVENTH NFC TITLE** — Dallas defeats San Francisco 38-21 in the NFC Championship Game at Texas Stadium. The victory gives the Cowboys an NFL-record seventh conference championship in the first conference title game to be played at Texas Stadium since Jan. 1, 1978 (a 23-6 win over Minnesota).

**FOURTH WORLD CHAMPIONSHIP** — Dallas becomes one of just three NFL teams to win four Super Bowls by defeating Buffalo (30-13) in Super Bowl XXVIII. The game, played at the Georgia Dome in Atlanta, featured two rushing touchdowns by Super Bowl MVP Emmitt Smith. Dallas raised its NFL record number of Super Bowl appearances to seven (one fourth of all the Super Bowl games played).

## 1994

**SWITZER NAMED HEAD COACH** — Barry Switzer is named the new head coach of the Dallas Cowboys—and the third head coach in team history on March 30. Switzer replaces Jimmy Johnson, who stepped down as the Cowboys' head coach the previous day.

**DORSETT AND WHITE ENTER HALL OF FAME** — Tony Dorsett, the Cowboys all-time leading rusher in his 11-year career with the Cowboys from 1977-87, and Randy White, a nine-time Pro Bowl defensive tackle in his 14-year career with the Cowboys from 1975-78, are both inducted into the Pro Football Hall of Fame in their first year of eligibility. Enshrined on July 30 at Canton, Ohio, both men join former Dallas players Bob Lilly and Roger Staubach as well as Tom Landry and Tex Schramm in the Hall of Fame.

**NFL RECORD CROWD IN MEXICO CITY** — The Cowboys travel to Mexico City to play the Houston Oilers in a preseason game in front of 112,376 fans, the largest crowd to ever witness an NFL game (Aug. 15).

**DORSETT AND WHITE HONORED** — Former All-Pro, runningback Tony Dorsett and defensive tackle Randy White, became the ninth and tenth members of the Ring of Honor. They were honored during ceremonies at halftime of the Arizona Cardinals game on Oct. 9.

**SIXTEENTH DIVISION CHAMPIONSHIP** — The Cowboys clinched the NFC Eastern Division Crown in the first week of December with a 31-19 victory over the Eagles in Philadelphia (Dec. 4).

**RECORD NUMBER OF PRO BOWL SELECTIONS — AGAIN** — For the second straight year, the Cowboys send 11 players to the Pro Bowl, tying the NFC record that Dallas estab-



lished in 1993.

**NFL RECORD FOR TITLE GAME APPEARANCES** — While making an NFL record 13th NFC Championship Game appearance, the Cowboys become the only team in NFL history to advance to at least two championship games in every decade of the team's existence. Dallas fell short of its third straight Super Bowl with a 38-28 loss to the San Francisco 49ers at Candlestick Park on Jan. 15, 1995.

## 1995

**SEVENTEENTH DIVISION CHAMPIONSHIP** — On Dec. 24, Dallas wrapped up its fourth straight NFC Eastern Division title — a feat that no other NFC East team has accomplished other than the Cowboys teams from 1976 to 1979.

**SMITH WINS FOURTH RUSHING CROWN** — Emmitt Smith closes the season with a team-record 1,773 rushing yards and an NFL record 25 touchdowns. Smith led the NFL in rushing for the fourth time in five years, becoming just the fifth player in NFL history to win at least four rushing titles.

**TEN PRO BOWLERS SELECTED** — Ten Cowboys are selected to the NFC Pro Bowl squad. Since 1993, Dallas has earned 32 Pro Bowl selections — the most ever by one team over a three year period of time.

**EIGHTH NFC TITLE** — The Cowboys win an NFL record eighth conference championship game by defeating the Green Bay Packers 38-27 at Texas Stadium on Jan. 14, 1996. The victory marked the Cowboys third NFC title in four years and ensured the team of an NFL record eighth Super Bowl appearance.

**THREE SUPER BOWL TITLES IN FOUR YEARS** — Dallas becomes the first team in NFL history to win three Super Bowls in a four year period by defeating the Pittsburgh Steelers 27-17 in Super Bowl XXX at Sun Devil Stadium in Tempe, AZ. The game, played on Jan. 28, 1996, is witnessed by 138.4 million television viewers, making Super Bowl XXX the most watched event in television history. The victory enables Dallas to earn its fifth Super Bowl title — joining the San Francisco 49ers as the only NFL franchises to win five Super Bowls. The Cowboys have now appeared in an NFL record eight Super Bowls — three more than any other team — and 26.7% of all Super Bowl games ever played.

## 1996

**SMITH PASSES 10,000 YARDS** — On a six-yard dash up the middle against Washington on Thanksgiving Day, Emmitt Smith became the 12th player in NFL history to rush for 10,000 yards. Smith's feat highlighted a 21-10 win over the Redskins at Texas Stadium on Nov. 28.

**EIGHTEENTH DIVISION CHAMPIONSHIP** — On Dec. 15, Dallas wrapped up its fifth straight NFC Eastern Division title — a feat never before achieved in the NFC East — and the eighteenth division title in team history with a 12-6 win over New England at Texas Stadium.

**NINE PRO BOWLERS SELECTED** — A NFL-high nine players are selected to the NFC Pro Bowl squad, the fourth straight year Dallas has led the NFL in Pro Bowl selections. Over the past four seasons, Dallas has sent 41 players to Hawaii, the most ever in the NFL in a four-year period. The next highest total was posted by the 1971-74 Miami Dolphins with 38.

**SELL-OUT STREAK CONTINUES** — In a divisional playoff loss at Carolina, the Cowboys play before their 113th consecutive sold out crowd (home-or-away). That streak, which includes playoff games, dates back to December 16, 1990--vs. Phoenix--at Texas Stadium (the last non-sell-out). The wild card win over Minnesota (12/28/96) extended the club record for consecutive sell-outs at Texas Stadium to 55 (including playoffs), while the divisional playoff loss at Carolina (1/5/97) marked the 58th straight sell-out for the Cowboys on the road (including playoffs) — also a club record.





## Cowboys Attendance Records

The Cowboys played in the Cotton Bowl (capacity 72,132 in 1970) from 1960 until Texas Stadium was opened on Oct. 24, 1971 against New England. In 1985 seats were removed from Texas Stadium to make room for 118 Crown Suites.

## TOTAL ATTENDANCE

Year	Home Games (No.)	Avg.	Percent Change	Road Games (No.)	Pre-Season Games (No.)	Post-Season Games (No.)	Grand Total
1960	128,500 (6)	21,417	—	214,820 (6)	120,284 (6)	—	463,604
1961	172,000 (7)	24,571	+33.9%	251,443 (7)	97,584 (5)	—	521,027
1962	152,446 (7)	21,778	-11.4%	278,807 (7)	178,683 (5)	—	609,936
1963	188,727 (7)	26,961	+23.8%	280,062 (7)	214,290 (5)	—	838,079
1964	268,661 (7)	38,380	+42.3%	356,339 (7)	207,751 (5)	—	832,751
1965	388,912 (7)	55,559	+44.8%	366,900 (7)	199,395 (5)	65,569 (1)	1,020,266
1966	473,373 (7)	67,625	+21.7%	408,899 (7)	238,186 (5)	75,504 (1)	1,195,952
1967	460,476 (7)	65,782	-2.7%	402,843 (7)	278,511 (5)	121,647 (2)	1,263,477
1968	470,110 (7)	67,158	+2.1%	401,626 (7)	300,909 (6)	104,458 (2)	1,277,103
1969	443,352 (7)	63,336	-5.7%	434,477 (7)	384,095 (6)	100,457 (2)	1,362,396
1970	411,531 (7)	58,790	-7.2%	398,377 (7)	347,327 (6)	212,847 (3)	1,370,082
1971	466,220 (7)	66,603	+13.3%	416,043 (7)	375,250 (6)	195,716 (3)	1,454,229
1972	446,990 (7)	63,856	-4.1%	391,852 (7)	474,273 (7)	114,343 (2)	1,427,458
1973	433,030 (7)	61,861	-3.1%	423,177 (7)	355,994 (6)	128,815 (2)	1,341,101
1974	373,435 (7)	53,348	-13.8%	378,233 (7)	284,620 (6)	—	1,036,288
1975	402,294 (7)	57,471	+7.7%	404,073 (7)	273,567 (6)	211,095 (3)	1,291,029
1976	412,698 (7)	58,957	+2.6%	414,867 (7)	320,564 (6)	62,436 (1)	1,210,565
1977	432,885 (7)	61,840	+5.0%	398,486 (7)	329,549 (6)	201,288 (3)	1,362,208
1978	498,865 (8)	62,358	+0.9%	484,905 (8)	260,344 (4)	206,464 (3)	1,450,578
1979	508,965 (8)	63,621	+0.2%	488,432 (8)	268,989 (5)	64,792 (1)	1,331,178
1980	477,378 (8)	59,672	-6.2%	492,828 (8)	244,612 (4)	195,251 (3)	1,410,069
1981	511,541 (8)	63,943	+7.2%	502,392 (8)	243,849 (4)	125,373 (2)	1,383,155
1982	269,981 (5)	53,996	-15.6%	217,153 (4)	208,057 (4)	184,059 (3)	879,250
1983	505,793 (8)	63,224	+17.1%	481,230 (8)	217,621 (4)	43,521 (1)	1,248,165
1984	479,733 (8)	59,967	-5.2%	523,951 (8)	203,646 (4)	—	1,207,330
1985	478,958 (8)	59,870	-0.2%	489,913 (8)	193,795 (4)	66,351 (1)	1,229,017
1986	469,806 (8)	58,726	-1.9%	518,627 (8)	299,134 (5)	—	1,287,567
1987	344,406 (7)	49,201	-16.2%	416,141 (8)	199,327 (4)	—	959,874
1988	393,129 (8)	49,141	-0.1%	528,529 (8)	177,080 (4)	—	1,098,738
1989	418,346 (8)	52,293	+6.4%	490,586 (8)	215,219 (4)	—	1,124,151
1990	475,432 (8)	59,429	+13.7%	483,944 (8)	173,716 (4)	—	1,133,092
1991	501,901 (8)	62,738	+5.6%	537,101 (8)	219,022 (4)	140,884 (2)	1,398,908
1992	506,758 (8)	63,345	+1.0%	580,181 (8)	284,898 (5)	227,015 (3)	1,598,852
1993	510,068 (8)	63,759	+0.7%	533,380 (8)	283,409 (5)	202,509 (3)	1,529,366
1994	516,628 (8)	64,579	+1.3%	512,896 (8)	354,574 (5)	133,870 (2)	1,517,963
1995	518,167 (8)	64,771	+0.3%	518,468 (8)	305,545 (5)	205,853 (3)	1,548,033
1996	513,794 (8)	64,224	-0.8%	556,875 (8)	264,937 (5)	137,490 (2)	1,473,096
Total	15,425,289(273)	56,503	—	15,978,336(273)	9,598,606(185)	3,528,622(51)	44,530,853

## LARGEST CROWDS

## HOME

Attendance	Game
80,259	vs. Cleveland, Nov. 24, 1966
79,965	vs. St. Louis, Dec. 4, 1966
*66,689	vs. N.Y. Jets, Dec. 4, 1971
†65,180	vs. San Francisco, Nov. 12, 1995
Postseason	
75,504	vs. Green Bay, Jan. 1, 1967
*66,311	vs. San Francisco, Jan. 2, 1972
†65,135	vs. Green Bay, Jan. 14, 1996
Preseason	
78,807	vs. Green Bay, Aug. 28, 1967
*65,405	vs. Houston, Aug. 5, 1972
†63,923	vs. Denver, Aug. 21, 1994

\*Texas Stadium record

†Texas Stadium record after 1985 improvements

## AWAY

Attendance	Game
91,505	@ L.A. Raiders, Oct. 25, 1992
84,850	@ Cleveland, Nov. 2, 1969
84,278	@ New Orleans, Nov. 3, 1968
Postseason	
84,843	@ L.A. Rams, Jan. 4, 1976
Preseason	
87,381	@ L.A. Rams, Aug. 8, 1969

## NEUTRAL

Attendance	Game
98,374	vs. Buffalo @ Pasadena, Jan. 31, 1993
Preseason	
112,376	vs. Houston @ Mexico City, Aug. 15, 1994

## SMALLEST CROWDS

## HOME

†10,000	— vs. San Francisco, Nov. 20, 1960
12,692	— vs. Chicago, Nov. 18, 1962

## AWAY

4,954	— vs. Minnesota, Aug. 5, 1961 in Sioux Falls, S.D.
12,370	— @ N.Y. Jets, Oct. 4, 1987

†Estimated; no turnstiles in Cotton Bowl in 1960 and 1961.

## SELLOUT STREAKS

**Longest home sellout streak** — 55 straight games (began 9/9/91 vs. Washington, still active) regular season and playoffs

**Last home non-sellout** (regular season and playoffs) — 12/16/90 vs. Phoenix (55 straight)

**Longest road sellout streak** — 58 straight games (began 12/23/90 @ Philadelphia, still active) regular season and playoffs

**Last road non-sellout** (regular season and playoffs) — 11/18/90 @ L.A. Rams (58 straight)

**Longest sellout streak** (home and away - regular season and playoffs) — 113 straight games (began 12/16/90 vs. Phoenix, still active)




## COWBOYS OVERTIME GAMES

The Cowboys have played in 14 regular season overtime games with a record of 9-5 since the NFL adopted the extra session in 1974.

	Score by Quarters					Total	Winning Score
	1	2	3	4	OT		
<i>Sept. 28, 1975 at Texas Stadium</i>							
*St. Louis.....	0	3	14	14	0	—	31 DuPree 3 pass from
DALLAS.....	0	7	21	3	6	—	37 Staubach at 7:07
<i>Nov. 2, 1975 at RFK Stadium</i>							
*DALLAS.....	0	17	0	7	0	—	24
Washington.....	3	7	7	7	6	—	30 Kilmer 1 run at 8:26
<i>Sept. 18, 1977 at Metropolitan Stadium</i>							
DALLAS.....	0	3	0	7	6	—	16 Staubach 4 run at 8:46
*Minnesota.....	7	0	0	3	0	—	10
<i>Oct. 15, 1978 at Busch Stadium</i>							
*DALLAS.....	0	7	14	0	3	—	24 FG Septien 47 at 11:32
St. Louis.....	7	7	0	7	0	—	21
<i>Dec. 19, 1981 at Giants Stadium</i>							
*DALLAS.....	0	0	0	10	0	—	10
N.Y. Giants.....	0	0	7	3	3	—	13 FG Danelo 35 at 8:41
<i>Oct. 9, 1983 at Texas Stadium</i>							
Tampa Bay.....	10	0	7	7	0	—	24
*DALLAS.....	7	7	3	7	3	—	27 FG Septien 42 at 10:22
<i>Oct. 21, 1984 at Texas Stadium</i>							
New Orleans.....	0	17	10	0	0	—	27
*DALLAS.....	3	0	3	21	3	—	30 FG Septien 41 at 11:18
<i>Nov. 15, 1987 at Sullivan Stadium</i>							
*DALLAS.....	7	7	0	3	6	—	23 Walker 60 run at 13:10
New England.....	0	7	0	10	0	—	17
<i>Nov. 26, 1987 at Texas Stadium</i>							
*Minnesota.....	14	7	7	10	6	—	44 Nelson 24 run at 7:09
DALLAS.....	0	14	10	14	0	—	38
<i>Nov. 10, 1991 at The Astrodome</i>							
DALLAS.....	10	3	3	7	0	—	23
*Houston.....	0	10	3	10	3	—	26 FG Del Greco 23 at :29
<i>Jan. 2, 1994 at Giants Stadium</i>							
DALLAS.....	3	10	0	0	3	—	16 FG Murray 41 at 4:16
*N.Y. Giants.....	0	0	10	3	0	—	13
<i>Sept. 19, 1994 at Texas Stadium</i>							
*Detroit.....	3	7	7	0	3	—	20 FG Hanson 44 at :27
DALLAS.....	7	0	3	7	0	—	17
<i>Sept. 17, 1995 at The Hubert H. Humphrey Metrodome</i>							
*DALLAS.....	6	3	0	8	6	—	23 Smith 31 run at 12:34
Minnesota.....	3	7	0	7	0	—	17
<i>Nov. 10, 1996 at 3Com Park</i>							
*DALLAS.....	0	7	0	10	3	—	20 FG Boniol 29 at 8:43
San Francisco.....	10	0	0	7	0	—	17

\*Won toss to begin overtime

# The Sidelines





The glittering showcase of Cowboys Football is Texas Stadium, a state-of-the-art modern football facility which opened on Oct. 24, 1971 with a 44-21 Cowboys victory over New England. Since then the Cowboys have posted a 153-62 record (.712) overall, including a 16-4 (.800) mark in postseason, at home. Prior to moving to Texas Stadium the Cowboys spent the 1960-71 seasons at the Cotton Bowl, where they posted a 45-33-4 record, including a 2-2 mark in postseason.

Located in the Dallas suburb of Irving, Texas Stadium has a seating capacity of 65,675 and features two DiamondVision color replay screens, 381 luxury suites, 52 concession stands, 40 specialty stands, 86 restrooms, 115 drinking fountains and 130 acres of parking. Texas Stadium's most unique feature is the partial roof which covers fans from inclement weather, but leaves the game outdoors. Texas Stadium also boasts the luxurious Stadium Club, one of Dallas' premier locations for private parties, banquets and convention gatherings.

The Corral, outside Gate 8, features food, beverage, entertainment and large screen televisions for fan hospitality before, during, and after all Cowboys home games and special events.

Complete banquet, catering and special event services are available for private groups at Texas Stadium. Information on hosting an event can be obtained by calling 972-554-6368.

Tours of Texas Stadium are available hourly Monday through Saturday from 10:00 a.m. to 3:00 p.m., and Sundays, when no events are scheduled, from 11:00 a.m. to 3:00 p.m. Call 972-554-1804 for more information.


The Cowboys souvenir shop, The Pro Shop, is also open daily on the grounds outside the stadium at Gate 8.

**Texas Stadium**  
**2401 E. Airport Freeway**  
**Irving, TX 75062**  
**972-438-7676**





## Cowboys Summer Training Camp



One of the annual highlights for Dallas Cowboys fans is the opportunity to visit Dallas Cowboys Training Camp at St. Edward's University in Austin, Texas. The 1997 camp marks the team's eighth year in Austin.

St. Edward's is a convenient location for Cowboys fans throughout Texas and the neighboring states to visit. In each of the past seven seasons, the Cowboys have drawn an average of nearly 100,000 fans to the summer practice sessions and the annual scrimmages with other NFL teams.

The camp at St. Ed's offers a rare opportunity for Cowboy's fans from all over the State of Texas and the Southwest to get an "up close and personal look" at their favorite team. "Autograph Alley" is a daily ritual for fans attending practice sessions that are free and open to the public.

Some of the training camp activities that take place each year include the Cowboys' Golf Tournament, practices, and scrimmages with other NFL teams.

### Training Camp Facts

**LOCATION:**

St. Edward's University, Austin, Texas.

St. Edward's is located approximately three miles south of downtown Austin just off of Interstate 35. Exit off I-35 at the Woodward Avenue/St. Edward's exit. Proceed west on Woodward Avenue for one half mile to the campus (on the right).

**DATES:**

This year camp opens on Friday, July 18 and runs through Thursday, Aug. 14.

**AUSTIN:**

Austin is the Capital of the State of Texas, and it is one of only three state capitals that are the training camp home of an NFL franchise. It is the fourth largest city in Texas, and 70% of the state's population is within 200 miles of Austin.

**PRACTICES:**

Cowboys practice sessions at St. Edward's are open to the public free of charge. Public parking is not available on campus during practice times but is available at nearby Travis High School.

**INFORMATION:**

Further information on Cowboys training camp, and training camp sponsorships, can be obtained by calling the Dallas Cowboys Offices in Irving at 972-556-9900.



## DALLAS COWBOYS TRAVEL

Cowboys Center  
214-556-2800

1-800-6-COWBOY

Dallas Cowboys Travel is a full-service travel agency specializing in packages for the Cowboys fan. Anywhere, anytime the Cowboys play, call Dallas Cowboys travel for all your arrangements. Packages include accommodations at the team hotel, game day breakfast, game tickets, bus transportation to and from the game and more. The agency also handles international, corporate and leisure travel arrangements.

### Cowboys on the Road Hotel Headquarters on the Road

#### Home Games

DFW Airport Marriott .....972/929-8800

#### New England, August 9

Providence Biltmore Hotel .....401/421-0700

#### Pittsburgh, August 31

Pittsburgh Marriott City Center .....412/471-4000

#### Arizona, September 7

Hyatt Regency Phoenix.....602/252-1234

#### N. Y. Giants, October 5

Crowne Plaza Hasbrouck Heights .....201/288-6100

#### Washington, October 13

Capital Hilton.....202/393-1000

#### Philadelphia, October 26

Airport Marriott.....215/492-9000

#### San Francisco, November 2

Westin Hotel, San Francisco Airport .....415/692-3500

#### Green Bay, November 23

Paper Valley Hotel.....414/733-8000

#### Cincinnati, December 14

Hyatt Regency Cincinnati.....513/579-1234

### Official Dallas Cowboys #1 Fan Club



Be a part of the exciting action of the Dallas Cowboys all year long. The Official Dallas Cowboys #1 Fan Club offers members exclusive premium items, discounts on special items throughout the year as well as discounts on travel, the *Dallas Cowboys Official Weekly*, and more. Call for more information or to join: 972-556-9978 between 2-5 p.m. (central time) Monday-Friday.



The Dallas Cowboys Cheerleaders recently reached a major milestone in the entertainment industry by making more international entertainment trips to U.S. military bases than any other professional performer or group over the course of the past decade. In 1997, the world famous organization celebrates their 26th season on the sidelines of Texas Stadium.

The Cowboys transformed the idea of sideline cheerleaders in 1972 when they mixed a unique blend of glamour and dance with an old football tradition. Nobody at the time predicted the Dallas Cowboys Cheerleaders would become an international phenomenon, but that's precisely what happened.


The image and style of the Cowboys Cheerleaders has had an enormous influence on entertainment in sports. But while the Cowboys Cheerleaders have been imitated throughout the sports world, no one has been able to equal their stature.

The strength of their national popularity was evident during the 1970's when two made-for-TV movies about the Cowboys Cheerleaders drew top ratings.

Besides being an integral part of Cowboys games at Texas Stadium, the Cheerleaders perform at numerous state fairs, college halftime shows and events around the country.

The Cowboys Cheerleaders also donate their time to many charitable and civic causes. Every year the Cheerleaders visit hospitals, nursing homes and schools. They perform at telethons and fund-raising events around the United States, and they bring their special brand of goodwill to American military bases in places like Korea, the Philippines, Cuba, Panama, Italy, the Indian Ocean and the Persian Gulf.

The Cowboys Cheerleaders' annual USO/Department of Defense tours every Christmas and spring have become a special tradition. Since 1979 the Cheerleaders have visited and entertained hundreds of thousands of United States military personnel all over the world on 34 USO/DOD tours and have received the Bob Hope Entertainment Award from the USO.



**Kelli McGonagill Finglass**  
Director



**Judy Trammell**  
Choreographer

### 1997-98 VETERANS

Regina Tucker .....6 Yrs.	Cindi Burk.....3 Yrs.	Lisa Ligon.....2 Yrs.
Christy Van Meter.....5 Yrs.	Brooke Emerson.....3 Yrs.	Jennifer Mosley.....2 Yrs.
Pennie Booker.....4 Yrs.	Terra Watson.....3 Yrs.	Bethany Tyler.....2 Yrs.
Nicki Hale.....4 Yrs.	Julie Cash.....2 Yrs.	Jill Vandygriff.....2 Yrs.
Stephanie Strunc.....4 Yrs.	Cheryl Gates.....2 Yrs.	Megan Willsey.....2 Yrs.
Bronlyn Tuell.....4 Yrs.	Jacqueline Grice.....2 Yrs.	

### 1997-98 ROOKIES

Dee Dee Adams  
Gina Alcalá  
Camille Caskey  
Ashley Elmore  
Jennifer Franklin  
Leah Goodwin

Melanie Harper  
Julie Holeman  
Carolyn Jackman  
Pamela Jagger  
Shaina McElroy  
Ann Powell

Johnene Rhodes  
Shawn Roetschke  
Sunny Slijer  
Tammy Vallejos



## Cowboys on Radio

For the seventh straight year, KVIL-FM 103.7 will bring stereo sound to the National Football League with its broadcast of all Dallas Cowboys football games. State-of-the-art technology enables KVIL-FM to broadcast Cowboys games at home and away to a Metroplex audience in surround sound stereo. Once again, KVIL will originate all games broadcast across "The Dallas Cowboys Radio Network," on over 90 stations in 16 states.

Again this year, the play-by-play voice of the Dallas Cowboys is David Garrett, while former Cowboys quarterback Babe Laufenberg brings his eight years of NFL experience to the color commentary. New in the booth this year will be Mike Doocy, who becomes the broadcast co-anchor. KVIL's creative approach to pre-game coverage begins two hours prior to each kickoff. Live post-game locker room interviews with players and coaches will follow each game.

Cowboys games will also be broadcast in Spanish on the "Dallas Cowboys Radio Network in Spanish" to stations throughout Texas, the southwest and Mexico. Armando Quintero and Victor Villalba will call the action for the Cowboys games that will originate on KRVA-AM/FM in the Dallas/Fort Worth area.

### The Dallas Cowboys Radio Network

**TEXAS:** Abilene, KYYD (1340-AM); Alpine, KVLF (1240-AM); Amarillo, KGNC (710-AM); Austin, KVET (1300-AM); Beaumont, KLVI (560-AM); Big Spring, KBST (95.9-FM); Brady, KNEI (95.3-FM); Brownwood, KBWD (1380-AM); Bryan/College Station, WTAW (1150-AM); Burnett, KBAE (104.7-FM); Carthage, KGAS (104.3-FM); Center, KDET (102.3-FM); Corpus Christi, KEYS (1440-AM); Dallas-Fort Worth, KVIL (103.7-FM); KOOO (1190-AM); Del Rio, KDLC (1230-AM); Denison, KLAK (97.5-FM); Dublin, KSTV (1510-AM, 93.1-FM); Durant, KLAK (97.5-FM); Edinburg, KURV (710-AM); El Paso, KROD (600-AM); Fort Stockton, KFST (860-AM); Fredricksburg, KNAF (910 AM); Gainesville, KGAF (1580-AM); Gonzales, KCTI (1450-AM, 106.3-FM); Hereford, KPAN (860-AM); Highland Lakes, KBAE (104.7-FM); Honda, KCWN (1460-AM); Horseshoe Bay, KBAE (104.7-FM); Houston, KLOL (101.1-FM); Jacksonville, KEBE (1400-AM); Lamesa, KPET (690-AM); Laredo, KHQY (88.1 FM); Longview, KFRO (95.3-FM); Lubbock, KKAAM (1340-AM); Marble Falls, KBAE (104.7-FM); Marshall, KCUL (92.3-FM); Mexia, KYCX (104.9-FM); Midland, KODM (97.9-FM); Mt. Pleasant, KLAK (97.7-FM); Nacogdoches, KTBO (107.7-FM); Navasota, KMBV (92.5-FM); Odessa, KODM (97.9-FM); Palestine, KBHT (93.5-FM); Paris, KPLT (1490-AM); Plainview, KKYN (1090-AM); San Angelo, KKSA (1260-AM); San Antonio, WOAI (1200-AM); Sherman, KLAK (97.5-FM); Stephenville, KSTV (93.1-FM/1510-AM); Sulphur Springs, KSST (1230-AM); Sweetwater, KXOX (1240-AM/96.7-FM); Temple, KTEM (1400-AM); Texarkana, KCMC (740-AM); Tula, KTUE (1260-AM); Waco, KKTK (1460-AM).

**ARIZONA:** Tucson, KFFN (1490-AM)

**ARKANSAS:** Crossett, KAGH (800-AM); England, KLRA (96.5-FM); Fayetteville, KREB (99.5-FM); Fort Smith, KWHN (1320-AM); Magnolia, KZHE (100.5-FM); Marshall, KBCN (104.3-FM); Mena, KTTG (96.3-FM).

**CALIFORNIA:** Bakersfield, KBID (1350-AM); Sacramento, KHTK (1140-AM).

**DELAWARE:** Newark, WNRK (1260-AM).

**KANSAS:** Wichita, KQAM (1480 AM).

**LOUISIANA:** Shreveport, KFLO (1300-AM).

**MISSISSIPPI:** Clinton, WSLI (930-AM).

**MISSOURI:** Ozark, KCTG (92.9-FM).

**NEVADA:** Las Vegas, KENO (1460-AM).

**NEW MEXICO:** Albuquerque, KKOB (770-AM); Artesia, KBIM (94.9-FM); Carlsbad, KBIM (94.9-FM); Farmington, KWYK (94.9-FM); Gallup, KYVA (1230-AM); Hobbs, KBIM (94.9-FM); Lovington, KBIM (94.9-FM); Majmar, KBIM (94.9-FM); Roswell, KBIM (94.9-FM).

**OKLAHOMA:** Altus, KWHW (1450-AM); Anadarko, KRPT (103.7-FM); Ardmore, KVSO (1240-AM); Bartlesville, KRIG (104.9-FM); Durant, KLAK (97.5-FM); Hugo, KITX (95.5-FM); Oklahoma City, KOMA (1520-AM); Tulsa, KQLL (1430-AM).

**PENNSYLVANIA:** Pittston, WILK (980-AM).

**TENNESSEE:** Murfreesboro, WBAP (810-AM).

**UTAH:** Salt Lake City, KISN (570-AM).

**VIRGINIA:** Virginia Beach, WGH (1310-AM).

### The Dallas Cowboys Spanish Radio Network

**TEXAS:** Abilene, KBBA (1560-AM); Amarillo, KQFX (104.3-FM, 97.4-FM); Austin, KTXZ (1560-AM); Corpus Christi, KNDA (102.9-FM); Dallas/Ft. Worth, KRVA (1600-AM, 106.9-FM); El Paso, KAMA (750-AM); Houston, KLAT (1010-AM); Laredo, KDOS (1490-AM); Longview/Tyler/Lufkin, KSML (1260-AM); Lubbock KXTO (950-AM); McAllen/Harlingen/Brownsville KGBT (1530-AM); Midland/Odessa, KERB (1230-AM); San Antonio, KCOR (1350-AM); Victoria, KHMG (95.9-FM); Waco/Temple/Killeen, KRMY (1050-AM).

**ARIZONA:** Phoenix, KSUN (1600-AM); Tucson, KXEW (1600-AM).

**NEW MEXICO:** Albuquerque, KALY (1240-AM); Las Cruces, KAMA (750-AM).

**MEXICO:** Acapulco, XHAGE (102.3-FM); Ciudad Delicias, XEBZ (1590-AM); Ciudad Obregón, XEIQ (960-AM); Cóloma, XHCIA (91.7-FM); Ensenada, XEEBC (730-AM); Guadalajara, XHPI (93.1-FM); Irapuato, XHJTA (94.3-FM); León, XERZ (1240-AM); México D.F., XEL (1260-AM), XHDF (106.5-FM); Monterrey, XEOK (920-AM); Morelia, XEMM (960-AM); Puebla, XEPOP (1190-AM); Querétaro, XEGV (1120-AM); San Luis Potosí, XEPO (1100-AM).

**Cowboys on Television****SILVERSTAR NETWORK**

The SilverStar Network is the television production and syndication unit of the Dallas Cowboys Football Club. Now in its eighth year, the SilverStar Network produces and distributes some of the most-watched programs in the region — Dallas Cowboys preseason games, weekly programs, and specials throughout the year. These programs are televised in Dallas/Fort Worth and over 30 other markets throughout Texas, Arkansas, Louisiana, New Mexico and Oklahoma.

The Cowboys weekly shows during the preseason and regular season keep Dallas Cowboys fans abreast of the latest Cowboys stories making news and of key issues in the National Football League:

**“Cowboys Special Edition with Jerry Jones”**

Airs Saturdays at 6:30 p.m. in the preseason and Sundays at 9:30 a.m. during the regular season from July 12, 1997 through the postseason on KDFW TV-4 in Dallas/Fort Worth, and at locally scheduled times throughout the Dallas Cowboys syndicated network.

**“The Barry Switzer Show”**

Airs Sundays at 10:30 a.m. from August 31, 1997, through the postseason on KDFW TV-4 in Dallas/Fort Worth, and at locally scheduled times throughout the Dallas Cowboys syndicated network.

**Cadena de Plata**

Cadena de Plata broadcasts all Dallas Cowboys games in Spanish to affiliates throughout the Southwestern United States and the Republic of Mexico. Cadena de Plata (Silver Network) began broadcasting Cowboys preseason games in 1995 with original Spanish language television productions. Since then, Cadena de Plata has expanded to provide radio broadcasts of all Cowboys preseason, regular-season and postseason games to 16 United States markets and 15 Mexico markets.

**Cowboys in Print****DALLAS COWBOYS *Official* WEEKLY**

*Dallas Cowboys Official Weekly* remains the largest team publication in sports with a circulation of nearly 70,000. The 23-year-old *Cowboys Weekly* reaches fans across the nation 32 times a year with action photos, game stories, inside information, profiles of players and cheerleaders and much more. Fans interested in subscribing to the DCW should call 972-556-9972. An annual subscription for 32 issues is priced at \$35.00.



# 1996 Final Standings

## AMERICAN FOOTBALL CONFERENCE

### Eastern Division

	W	L	T	Pct.	Pts.	OP
New England	11	5	0	.687	418	313
*Buffalo	10	6	0	.625	319	266
*Indianapolis	9	7	0	.563	317	334
Miami	8	8	0	.500	339	325
New York Jets	1	15	0	.063	279	454

### Central Division

	W	L	T	Pct.	Pts.	OP
Pittsburgh	10	6	0	.625	344	257
*Jacksonville	9	7	0	.563	325	335
Cincinnati	8	8	0	.500	372	369
Houston	8	8	0	.500	345	319
Baltimore	4	12	0	.250	371	441

### Western Division

	W	L	T	Pct.	Pts.	OP
Denver	13	3	0	.813	391	275
Kansas City	9	7	0	.563	297	300
San Diego	8	8	0	.500	310	376
Oakland	7	9	0	.438	340	293
Seattle	7	9	0	.438	317	376

## NATIONAL FOOTBALL CONFERENCE

### Eastern Division

	W	L	T	Pct.	Pts.	OP
Dallas	10	6	0	.625	286	250
*Philadelphia	10	6	0	.625	363	341
Washington	9	7	0	.563	364	312
Arizona	7	9	0	.438	300	397
N.Y. Giants	6	10	0	.375	242	297

### Central Division

	W	L	T	Pct.	Pts.	OP
Green Bay	13	3	0	.813	456	210
*Minnesota	9	7	0	.563	298	315
Chicago	7	9	0	.438	283	305
Tampa Bay	6	10	0	.375	221	293
Detroit	5	11	0	.313	302	368

### Western Division

	W	L	T	Pct.	Pts.	OP
Carolina	12	4	0	.750	367	218
*San Francisco	12	4	0	.750	398	257
St. Louis	6	10	0	.375	303	409
Atlanta	3	13	0	.188	309	465
New Orleans	3	13	0	.188	229	339

\*Wild Card qualifier for playoffs

Jacksonville was the second Wild Card team based on better conference record (7-5) than Indianapolis (6-6) and Kansas City (5-7). Indianapolis was the third Wild Card team based on its head-to-head victory over Kansas City. Cincinnati finished ahead of Houston based on better net division points (19 to 11). Oakland finished ahead of Seattle based on better division record (3-5 to 2-6). Dallas finished ahead of Philadelphia based on better record against common opponents (8-5 to 7-6). Minnesota was the third Wild Card team based on better conference record (8-4) than Washington (6-6). Carolina finished ahead of San Francisco based on head-to-head sweep (2-0). Atlanta finished ahead of New Orleans based on head-to-head sweep (2-0).

## 1996 NFL POSTSEASON AT A GLANCE

(Home team in caps)

### AFC Wild Card Playoff Games

Jacksonville 30, BUFFALO 27  
PITTSBURGH 42, Indianapolis 14

### AFC Divisional Playoff Games

Jacksonville 30, DENVER 27  
NEW ENGLAND 28, Pittsburgh 3

### AFC Championship Game

NEW ENGLAND 20, Jacksonville 6

### NFC Wild Card Playoff Games

DALLAS 40, Minnesota 15  
SAN FRANCISCO 14, Philadelphia 0

### NFC Divisional Playoff Games

GREEN BAY 35, San Francisco 14  
CAROLINA 26, Dallas 17

### NFC Championship Game

GREEN BAY 30, Carolina 13

### Super Bowl XXXI at Louisiana Superdome, New Orleans, Louisiana

Green Bay (NFC) 35, New England (AFC) 21

### AFC-NFC Pro Bowl at Aloha Stadium, Honolulu, Hawaii

AFC 26, NFC 23 (OT)





## 1997 NATIONAL FOOTBALL LEAGUE SCHEDULE



(All Times Local)

**SUNDAY, AUGUST 31 (First Weekend)**

Arizona at Cincinnati	1:00
Atlanta at Detroit	1:00
Dallas at Pittsburgh	1:00
Indianapolis at Miami	1:00
Jacksonville at Baltimore	4:00
Kansas City at Denver	2:00
Minnesota at Buffalo	1:00
New Orleans at St. Louis	Noon
New York Jets at Seattle	1:00
Oakland at Houston	Noon
Philadelphia at New York Giants	1:00
San Diego at New England	1:00
San Francisco at Tampa Bay	4:00
Washington at Carolina	8:00

**MONDAY, SEPTEMBER 1**

Chicago at Green Bay	8:00
----------------------	------

**SUNDAY, SEPTEMBER 7 (Second Weekend)**

Buffalo at New York Jets	1:00
Carolina at Atlanta	1:00
Cincinnati at Baltimore	1:00
Denver at Seattle	1:00
Green Bay at Philadelphia	4:00
Houston at Miami	1:00
Minnesota at Chicago	Noon
New England at Indianapolis	Noon
New York Giants at Jacksonville	4:00
San Diego at New Orleans	Noon
San Francisco at St. Louis	Noon
Tampa Bay at Detroit	1:00
Washington at Pittsburgh	1:00
Dallas at Arizona	5:00

**MONDAY, SEPTEMBER 8**

Kansas City at Oakland	6:00
------------------------	------

**SUNDAY, SEPTEMBER 14 (Third Weekend)**

(Open Dates: Cincinnati, Houston, Jacksonville, Pittsburgh)

Arizona at Washington	1:00
Baltimore at New York Giants	1:00
Buffalo at Kansas City	Noon
Carolina at San Diego	1:00
Detroit at Chicago	Noon
Miami at Green Bay	Noon
New Orleans at San Francisco	1:00
Oakland at Atlanta	1:00
St. Louis at Denver	2:00
Seattle at Indianapolis	3:00
Tampa Bay at Minnesota	Noon
New York Jets at New England	8:00

**MONDAY, SEPTEMBER 15**

Philadelphia at Dallas	8:00
------------------------	------

**SUNDAY, SEPTEMBER 21 (Fourth Weekend)**

(Open Dates: Arizona, Dallas, Philadelphia, Washington)

Atlanta at San Francisco	1:00
Baltimore at Houston	Noon
Chicago at New England	1:00
Cincinnati at Denver	2:00
Detroit at New Orleans	Noon
Indianapolis at Buffalo	4:00
Kansas City at Carolina	1:00
Minnesota at Green Bay	Noon
New York Giants at St. Louis	3:00
Oakland at New York Jets	1:00
San Diego at Seattle	1:00
Miami at Tampa Bay	8:00

**MONDAY, SEPTEMBER 22**

Pittsburgh at Jacksonville	9:00
----------------------------	------

**SUNDAY, SEPTEMBER 28 (Fifth Weekend)**

(Open Dates: Buffalo, Indianapolis, Miami, New England)

Arizona at Tampa Bay	1:00
Baltimore at San Diego	1:00
Chicago at Dallas	3:00
Denver at Atlanta	1:00
Green Bay at Detroit	1:00
Houston at Pittsburgh	1:00
Jacksonville at Washington	1:00
New Orleans at New York Giants	1:00
New York Jets at Cincinnati	4:00
St. Louis at Oakland	1:00
Seattle at Kansas City	3:00
Philadelphia at Minnesota	7:00

**MONDAY, SEPTEMBER 29**

San Francisco at Carolina	9:00
---------------------------	------

**SUNDAY, OCTOBER 5 (Sixth Weekend)**

(Open Dates: Atlanta, Carolina, St. Louis, San Francisco)

Cincinnati at Jacksonville	1:00
Dallas at New York Giants	1:00
Detroit at Buffalo	1:00
Houston at Seattle	1:00
Kansas City at Miami	1:00
Minnesota at Arizona	1:00
New York Jets at Indianapolis	3:00
Pittsburgh at Baltimore	1:00
San Diego at Oakland	1:00
Tampa Bay at Green Bay	Noon
Washington at Philadelphia	1:00
New Orleans at Chicago	7:00

**MONDAY, OCTOBER 6**

New England at Denver	7:00
-----------------------	------

**SUNDAY, OCTOBER 12 (Seventh Weekend)**

(Open Dates: Baltimore, Denver, Kansas City, Oakland, San Diego, Seattle)

Atlanta at New Orleans	Noon
Buffalo at New England	1:00
Carolina at Minnesota	3:00
Cincinnati at Houston	Noon
Detroit at Tampa Bay	1:00
Green Bay at Chicago	Noon
Miami at New York Jets	1:00
New York Giants at Arizona	1:00
Philadelphia at Jacksonville	1:00
St. Louis at San Francisco	1:00
Indianapolis at Pittsburgh	8:00

**MONDAY, OCTOBER 13**

Dallas at Washington	9:00
----------------------	------

**THURSDAY, OCTOBER 16 (Eighth Weekend)**

(Open Dates: Chicago, Green Bay, Minnesota, Tampa Bay)

San Diego at Kansas City	7:00
--------------------------	------

**SUNDAY, OCTOBER 19**

Arizona at Philadelphia	1:00
Carolina at New Orleans	Noon
Denver at Oakland	1:00
Jacksonville at Dallas	Noon
Miami at Baltimore	4:00
New England at New York Jets	1:00
New York Giants at Detroit	4:00
Pittsburgh at Cincinnati	4:00
San Francisco at Atlanta	1:00
Seattle at St. Louis	Noon
Washington at Houston	Noon

**MONDAY, OCTOBER 20**

Buffalo at Indianapolis	8:00
-------------------------	------

# THE SIDELINES



## SUNDAY, OCTOBER 26 (Ninth Weekend) (Open Dates: Detroit, New York Jets)

Baltimore at Washington	1:00
Chicago at Miami	4:00
Cincinnati at New York Giants	1:00
Dallas at Philadelphia	1:00
Denver at Buffalo	1:00
Houston at Arizona	2:00
Indianapolis at San Diego	1:00
Jacksonville at Pittsburgh	4:00
Kansas City at St. Louis	Noon
Minnesota at Tampa Bay	1:00
Oakland at Seattle	1:00
San Francisco at New Orleans	Noon
Atlanta at Carolina	8:00

## MONDAY, OCTOBER 27

Green Bay at New England	9:00
--------------------------	------

## SUNDAY, NOVEMBER 2 (Tenth Weekend) (Open Dates: New Orleans, New York Giants)

Baltimore at New York Jets	1:00
Dallas at San Francisco	1:00
Jacksonville at Houston	3:00
Miami at Buffalo	1:00
New England at Minnesota	Noon
Oakland at Carolina	1:00
Philadelphia at Arizona	2:00
St. Louis at Atlanta	1:00
San Diego at Cincinnati	1:00
Seattle at Denver	2:00
Tampa Bay at Indianapolis	1:00
Washington at Chicago	Noon
Detroit at Green Bay	7:00

## MONDAY, NOVEMBER 3

Pittsburgh at Kansas City	8:00
---------------------------	------

## SUNDAY, NOVEMBER 9 (Eleventh Weekend)

Arizona at Dallas	Noon
Carolina at Denver	2:00
Chicago at Minnesota	Noon
Cincinnati at Indianapolis	1:00
Detroit at Washington	1:00
Kansas City at Jacksonville	1:00
New England at Buffalo	4:00
New Orleans at Oakland	1:00
New York Giants at Houston	3:00
New York Jets at Miami	1:00
St. Louis at Green Bay	Noon
Seattle at San Diego	1:00
Tampa Bay at Atlanta	1:00
Baltimore at Pittsburgh	8:00

## MONDAY, NOVEMBER 10

San Francisco at Philadelphia	9:00
-------------------------------	------

## SUNDAY, NOVEMBER 16 (Twelfth Weekend)

Arizona at New York Giants	1:00
Atlanta at St. Louis	Noon
Carolina at San Francisco	1:00
Cincinnati at Pittsburgh	Noon
Denver at Kansas City	1:00
Green Bay at Indianapolis	1:00
Houston at Jacksonville	1:00
Minnesota at Detroit	1:00
New England at Tampa Bay	1:00
New York Jets at Chicago	3:00
Philadelphia at Baltimore	1:00
Seattle at New Orleans	Noon
Washington at Dallas	Noon
Oakland at San Diego	5:00

## MONDAY, NOVEMBER 17

Buffalo at Miami	9:00
------------------	------

## SUNDAY, NOVEMBER 23 (Thirteenth Weekend)

Arizona at Baltimore	1:00
Buffalo at Houston	Noon
Carolina at St. Louis	3:00
Dallas at Green Bay	Noon
Indianapolis at Detroit	1:00
Jacksonville at Cincinnati	4:00
Kansas City at Seattle	1:00
Miami at New England	1:00
Minnesota at New York Jets	1:00
New Orleans at Atlanta	1:00
Pittsburgh at Philadelphia	1:00
San Diego at San Francisco	1:00
Tampa Bay at Chicago	Noon
New York Giants at Washington	8:00

## MONDAY, NOVEMBER 24

Oakland at Denver	7:00
-------------------	------

## THURSDAY, NOVEMBER 27 (Fourteenth Weekend)

Chicago at Detroit	12:30
Houston at Dallas	3:00

## SUNDAY, NOVEMBER 30

Atlanta at Seattle	1:00
Baltimore at Jacksonville	1:00
Cincinnati at Philadelphia	1:00
Indianapolis at New England	1:00
Miami at Oakland	1:00
New Orleans at Carolina	1:00
New York Jets at Buffalo	1:00
Pittsburgh at Arizona	2:00
St. Louis at Washington	1:00
San Francisco at Kansas City	Noon
Tampa Bay at New York Giants	4:00
Denver at San Diego	5:00

## MONDAY, DECEMBER 1

Green Bay at Minnesota	8:00
------------------------	------

## THURSDAY, DECEMBER 4 (Fifteenth Weekend)

Houston at Cincinnati	8:00
-----------------------	------

## SUNDAY, DECEMBER 7

Atlanta at San Diego	1:00
Buffalo at Chicago	Noon
Denver at Pittsburgh	1:00
Green Bay at Tampa Bay	1:00
Indianapolis at New York Jets	4:00
Minnesota at San Francisco	1:00
New England at Jacksonville	1:00
New York Giants at Philadelphia	1:00
Oakland at Kansas City	Noon
St. Louis at New Orleans	Noon
Seattle at Baltimore	1:00
Washington at Arizona	2:00
Detroit at Miami	8:00

## MONDAY, DECEMBER 8

Carolina at Dallas	8:00
--------------------	------

## SATURDAY, DECEMBER 13 (Sixteenth Weekend)

Pittsburgh at New England	4:00
Washington at New York Giants	12:30

## SUNDAY, DECEMBER 14

Arizona at New Orleans	3:00
Dallas at Cincinnati	1:00
Detroit at Minnesota	Noon
Green Bay at Carolina	4:00
Houston at Baltimore	1:00
Jacksonville at Buffalo	1:00
Kansas City at San Diego	1:00
Miami at Indianapolis	1:00
Philadelphia at Atlanta	1:00
Seattle at Oakland	1:00
Tampa Bay at New York Jets	1:00
Chicago at St. Louis	7:00

## MONDAY, DECEMBER 15

Denver at San Francisco	6:00
-------------------------	------

## SATURDAY, DECEMBER 20 (Seventeenth Weekend)

Buffalo at Green Bay	11:30 AM
St. Louis at Carolina	4:00

## SUNDAY, DECEMBER 21

Atlanta at Arizona	2:00
Baltimore at Cincinnati	1:00
Chicago at Tampa Bay	1:00
Indianapolis at Minnesota	Noon
Jacksonville at Oakland	1:00
New Orleans at Kansas City	Noon
New York Giants at Dallas	Noon
New York Jets at Detroit	4:00
Philadelphia at Washington	1:00
Pittsburgh at Houston	Noon
San Diego at Denver	2:00
San Francisco at Seattle	5:00

## MONDAY, DECEMBER 22

New England at Miami	9:00
----------------------	------

## POSTSEASON

First-Round Playoffs	Dec. 27-28, 1997
Divisional Playoffs	Jan. 3-4, 1998
Conference Championships	Jan. 11, 1998
Super Bowl XXVII (San Diego, Calif.)	Jan. 25, 1998
Pro Bowl (Honolulu Hi.)	Feb. 1, 1998



**Official Beer Sponsor of the  
Dallas Cowboys.**



Miller Lite is a trademark of Miller Brewing Company, Fort Worth, TX.

Ring  
Ring  
Ring  
Ring  
Ring

---

Good luck on getting that sixth ring, Dallas.  
AT&T. Official telecommunications sponsor of Texas Stadium.



It's all within your reach.